




SUNDAY LEAVE PASS 2021

As we have been unable to recruit a new sponsor for the hole in one prize for the Social Club we have decided from now on, to manage the incentive prize differently. Since it took 17 years for us to get the last hole in one, we have decided to create a cash fund which will be paid out to the player who is lucky enough to claim the perfect shot. The jackpot builds up each month, as we will now withhold \$1 from the entry fees of each monthly participant and use that money to make up the prize pool. In February at the Warburton round, we had 30 players (\$30) then 27 at Centenary Park (\$27) and Dorset 30 players for \$30. This means we are currently holding \$87 in cash waiting for the next ACE.

Prize Pool goes up \$1.00 per player each month.



FINE JAR 2021

\$632.25

FINE SYSTEM

Not driving ladies tees	\$5-00
Having an air swing	\$2-00
Having 4x putts	\$2-00
Throwing a club	\$2-00
Hitting across 2x fairways	\$2-00
Shank	\$2-00
Double Hit	\$2-00
Putting ball on, back off the green	\$2-00

Three Putt Monkey (18th Hole) \$2-00

Any other act performed on the course which is deemed to be deserving of a fine can be put to the group for a vote after the game. **\$2-00**

Maximum pay out is **\$10-00.**

Did you ever consider that even if you played every round for the year and paid the maximum fine (\$10) each time you played you would only be contributing \$150 for the year. That donation gets you four or five BBQ's during the year, drinks at social events and unlimited alcohol for 5 hours at the pub on the Saturday night of the golf trip.

This is a call out and a reminder to all of those guys with short arms and deep pockets that you need to contribute a bit of loose change to the fine jar to help to keep the club operational.

GOLF TRIP 2021 ClubBarham Golf Club



Please Note: We have booked the golf trip and we will be going back to Barham Golf course this year. The date of the golf trip will be **Friday 3rd December to Sunday 5th December 2021**. The Cost is approximately **\$350.00**. We have booked for 35 players so please book it into your calendar and let me know if you are a definite attendee ASAP.

[YES I want to take part in the golf trip this year](#)

[No I will not be going on golf trip](#)

Please note: There are limited beds available for the golf trip in 2021 and the first 23 spots have already been taken. Once the allocations have been filled then there is no guarantee that I can accommodate you. Bookings are based on first in, first served, to reserve your spot you need to click on the link below or send an email confirm your expression of interest. Do not expect that just because you are a regular, we will save you a seat at the bar. If you do not reply, then you could and will miss out. If you are not on the golf trip, then you will not be eligible to win a prize in the raffle.

Please Note: \$50 Deposits are now due as payable, the sooner we get expression of interest the better. Golf Trip bookings are on a first in first served basis. We cannot create extra beds so if you want to go book your seat at the bar as early as possible. 23 have already been claimed so there are only 13 spots left. **It would be nice even if you are not coming to tell us so we can mark you as a NO and not need to worry about your status.**

There is a confirmation status list at the end of this sheet which will show who has confirmed their attendance on the golf trip and who has not. If you are still marked as UNKNOWN you have not replied and are at risk of missing out.

Please confirm your status for next months round. It is fixtured to be played at Spring Park Golf Course on Sunday 16th May at 900am

To notify us of your status click on one of the following links [YES](#) **or** [NO](#) **or email direct to** studaydream@gmail.com

Spring Park golf course is going to busy as there is a club pennant match on that same day so we have limited tee times available., Please be warned that once the first 36 people have registered their intent to play then the late comers will miss out on a spot or will need to play on Saturday with Newell who is looking for a playing partner to join him for an off cycle round.

We will not prioritize old members over new members. Old members know the ropes and should be able to confirm their status by sending a reply ASAP to ensure a spot is saved for them. This month we had 30 players with a quite a few of the regulars missing, so be warned to get in early if you want to get a tee time for Dorset.

To notify us of your status click on one of the following links [YES](#) **or** [NO](#) **or email direct to** studaydream@gmail.com

Before everyone emails me to complain about their handicaps, I remind you that we are using the world handicap slope rating system and this means your handicap is adjusted according to the difficulty or ease of the golf course that you are playing on.

Course	DORSET	Holes	18
Par	69	Length	5131
Slope Rating	106	Scratch Rating	66

Dorset is rated as an easy course, so with a slope rating 106 with a scratch rating of 66 it means that every player's handicap was adjusted downwards according to the slope formula:

New Daily Handicap formula = (GA Handicap x (Slope Rating ÷ 113) + (Scratch Rating minus Par)) x 0.93

[GA_WorldHandicapPoster_V01.pdf \(ctfassets.net\)](#)

In case you missed some of the previous communications, I have attached it again.

PLAYER HANDICAPS

PLEASE NOTE *Last year we changed the format of the handicapping system to adjust each player's handicap based on the difficulty of the golf courses we are playing by applying the slope rating of each golf course against the player's handicap. We ran this as a trial in 2019 and it was fully implemented during the 2020 season and it seemed to work well. This year we have fully transitioned which means the course scratch ratings are also factored into the golf handicapping process.


The difference is when you play a hard golf course like Eynesbury your handicap will be higher, and when you play an easy golf course like Ringwood or Dorset your handicap will be lower. The adjustments are based on the official handicapping system used by golf link and are designed to allow fairness and equality to golfers of all ability levels.

<http://www.worldgolf.com/wglibrary/reference/slope.html>

Instead of a handicap you have a Handicap index, which is the handicap expressed in a decimal (13.4, 5.2, 29.3, etc.). We have always used this process and we have simply used it as a club handicap by assuming that every golf course we played was equal and played as a neutral slope rating of 113. This year your index is used as a mathematical calculation of your playing ability on an average golf course (i.e., a course with a 113 Slope rating) then adjusted up or down according to the course rating which factors in the length and difficulty of the golf course to give you a variable daily handicap.

New Daily Handicap formula = (GA Handicap x (Slope Rating ÷ 113) + (Scratch Rating minus Par))

Dorset Golf Course Results



Santa Ana fairways, bent/poa greens, fully irrigated. Testing but forgiving course with gentle undulations, open fairways, magnificent greens, and enough water to test those who dearly love a dare.

April

While many players were whinging and whining because they were struggling to come to terms with the adjusted handicaps, Stevie Powne set about making sure he played at the skill level required to justify the lower handicap. What a performance it was too, it was great to be part of and bear witness to such an extraordinary display of stroke making. Steve shot 37 off the stick on the front nine, which included 3 birdies. Steve's career best round was built around a master class in putting. In the first nine holes Steve had 7x one putts and just 2x two putts, that is a club record 11 putts for nine holes. What makes this effort even more brilliant was that he went that low without even benefitting from a chip-in or two to economize the putting scores.



Steve Birdied the 3rd, 5th, and 9th holes, including a nearest to pin winning shot on the ninth hole which looked for most of its journey like it was going to register as the 2nd hole in one for the year. There is no better feeling in golf than making a tap in birdie 2 on a par 3 hole. Steve managed to get this feeling twice on Sunday.

Steve was lighting the Dorset course on fire with monstrous drives from the club which he borrowed from Mick Harper, at one stage after making a birdie on the third hole Steve ripped his shirt off and screamed at the top of his lungs, I am so hot, and I am a perfect miniature human specimen.

Steve only pulled his shirt back on after being asked to do so by the golf course marshal who had come out to respond to a complaint from a local family who were walking around the bike path, alongside the golf course and apparently, they found offense claiming they had burned their retina's after copping an eyeful of the sun's rays reflecting off Steve's radiating flesh.

We cannot work out whether there was more of a reflection coming off Steve's pastie white complexion or off the pink vest which Thomas Cooper was required to wear for the entire 18 holes after coming last in March at Centenary Park.

Thomas was lucky to even get the vest to wear because Fitzy who won it at Warburton had taken a shine to it. While most golfers only keep the jacket with them for the four-hour playing time of the next fixtured Sunday Leave Pass round, Mark on the other hand took it home with him once his duties were completed and evidently, he was wearing it every opportunity he could get.

On Sunday Morning we had to call Mark to make sure he was going to return the Beer Wench vest for Thomas to wear at Dorset and he said he was currently wearing it while out for breakfast and therefore he would need to drive home to drop it off when he finished.



There was no risk of Thomas wearing the Beer Wench vest back-to-back. Thomas Cooper played an inspired round of golf at Dorset. He, like Steve Powne also had a career best performance and came very close to not only breaking the 100 barrier but he almost went straight down to shoot a sub 90 round. Thomas had 94 off the stick which included the one blowout hole where he shot a nine which cost him not only second place but also the chance of shooting a score in the high eighties.

Thomas will be challenged next month, because his great round at Dorset will become the foundation marker for his transition to the official slope handicap and next month his handicap will be set at 23.7 which is a big difference to the 27.1 handicap which he was playing off this month.

Thomas also got a tough life lesson when he was robbed of his Longest Drive title by his own dad. Thomas had hit a screamer of a drive down the 16th fairway and he was pretty confident the prize ball was coming his way. Unfortunately, it was not the prize ball coming his way but rather it was Stu Coops' golf ball. Stu smashed a drive not just past Thomas's marker but past Thomas as he walked towards the green.

Tony Grasso also knocked his golf ball out of site on the 16th hole Longest Drive challenge. The only thing being the ball only travelled 15 meters into the water hazard before it disappeared out of site. Luckily for Tony the water hazard was not too deep or full of water, so he was able to wade into the area to retrieve the ball or one that looked significantly similar to his (round and white) and he was able to knock the ball back out and on to the fairway without the need to add any penalty strokes to his scorecard.



Although Tony's drive on the 16th hole fell a long way shy of beating the eventual long drive marker, he did still manage to hit his golf ball 15 meters further than Rick drove his ball on the par 3. 5th hole. Golf on Sunday was terribly slow, it took 5 and a ½ hours to play the 18 holes, so on most tees there was always 2 or 3 groups waiting which meant there was always an audience to perform for.

As Rick Turcinovic stood to address his ball on the 5th hole, his intentions were clear, we know this because he verbalized them for all to hear. His exact words were "hit the ball past the red tees you Muppet." Obviously, Muppets don't have ears, or they don't listen because as Rick completed the follow through with his hybrid club swinging high above his shoulders, the ball had failed to go past the ladies' tees. In truth the ball had not gone anywhere, it was still sitting on the tee peg with a three-inch divot to the left-hand side of it. Wayne James didn't help the cause much when he casually made mention that the shot was only 164 meters short of the target. A fair and honest observation, given that it was on the 164-meter hole. This comment along with the actual air-swing had the watching audience in hysterics.




It would have been the funniest shot played all day, were it not for Ricks very next shot, which was a blatant shank that speared off at a 90-degree angle through the gardens and on to the second fairway.

As Ricks playing partners headed forward towards the green, the next group walking to the tee were surprised and confused to see Rick venturing in the opposite direction, as he was forced to walk back down the path and around to the 2nd teeing area where his ball had escaped too.

Finally, after 5x strokes, Rick had finally achieved his goal and he had nudged his ball back on to the correct hole and past the red markers.

Even with all those trials and misadventures, Rick still did enough positive actions to avoid being given the beer wench vest at the close of the day. In the end he was saved by the fact that he did hole several long putts including a 6x meter putt on the 4th hole followed by a 10x meter putt on the 5th green.

Last place otherwise known as beer wench position came down to a count back with two golfers closing out the round with a Nett score of 95. Peter Alphabet was described by Adam as the unluckiest golfer he has ever played with. Peter finished the Dorset competition in last place. Peter struggled for the entire 18 holes and by his own admission and substantiated by Adam's recollection of the day "every bounce went against him and he found trouble at every opportunity."



Peter made an easy course look difficult, and in the end, he can probably count himself unlucky especially since he only finished in last place and obligated to wear the pink vest next month because he lost on a count back to Casey Morrison who was allocated a very generous 52 handicap. Peter was unfortunate because Casey's scores on the back nine where the countback is calculated from were significantly better than his front nine which was a train wreck.

Casey started his Sunday Leave Pass career with 4x Newell's in succession. By the time Casey arrived at the 5th tee he had already racked up a mind blowing 47 strokes. Normally the Callaway handicapping system protects the newcomers from finishing too far down the points leader board, however in Casey's case 5x big Newell's gave us no option other than to send him to the bottom of the pack. It has been a long time since anyone had so many double figure scores in a round and it should be mentioned that term Newell was coined from that person's performance, although these days it is a very rare event to see a Newell on Newell's score card. Casey averaged 10.43 strokes per hole for the first 7 holes but then he found his mojo from the 8th hole onwards, he completed his last 11 holes in 73 strokes at an average of 6.72 shots per hole.

It is some feat and a rare thing when entering the data to see a golfer make 4x Newell's in a row, however what was even more exciting was to enter the scores and see that Brent Douglas had written 4x threes on his score card in a row. The best way to keep your scores down is by making 3's which is exactly what Douggo junior did. Brent knocked his tee shot on the green on the 8th hole and two putted for par, he then chipped his ball in close on the 9th hole and tapped in for his 3. Brent then birdied the short par 4 tenth hole before standing up on the challenging par 3 eleventh hole where he caressed his ball on to the middle of the green and two puttered for his par and a sequence of four 3's in four holes. We have dived back through the archives and we can not find a better cluster of holes in our records. To put it in perspective, Brent played those 4 holes in less strokes than it took Casey to play one hole on both the 1st or 3rd holes. That is a pretty big advantage.

Steve Powne who birdied the ninth and parred the 10th hole went through that same stretch with 13 strokes and even Big Mick who shot the lowest gross score for the day (78) was only able to get through those holes in 13 strokes and Shane Cumming who had a 79 was 5 strokes worse off than Brent playing holes 8 through 11.

As a collective group we were able to make 101 pars and 14 birdies. Steve Powne as we have previously mentioned was the best of the birdie hunters with his bag of 3. Chris Sfiligoj had a career best 2 birdies in the round as he continues his good form in 2021 which has seen him produce an eagle, 2 birdies and 7 pars from his three rounds played in 2021.

Mick harper	1st Hole Par 5		Brent Douglas	10th Hole Par 4
Steve Powne	3rd Hole Par 4		Chris Sfiligoj	13th Hole Par 5
Steve Powne	5th Hole Par 3		Tom Kellythorn	10 th Hole Par 4
Wayne James	5th Hole Par 3		Andrew Clarke	13th Hole Par 5
Chris Whitehead	6th Hole Par 4		Stuart Cooper	13th Hole Par 5
Shane Cumming	7th Hole Par 4		Stuart Cooper	15th Hole Par 4
Steve Powne	9th Hole Par 3		Chris Sfiligoj	18th Hole Par 4

The golf course cast out its challenges, the most difficult hole to play was the 4th hole which required an average of 2.2 strokes over par per player. The ninth hole proved to be the easiest hole to play for the day. It yielded 8 pars and a birdie and played at less than 0.9 strokes over par. Interestingly even though it conceded two Newell's the first hole was still only ranked the 6th hardest hole for the day.

A Newell is defined in the Sunday Leave Pass lexicon as a score of 10 or more. On Sunday there were a total of 8x Newell's achieved. We do need to give a special word of thanks to the Douggo families for recruiting the newcomers because were it not for Casey and Chris Westhead we would not have had many Newell's to report on this month. After an admirable performance at Centenary Park by scoring a 10 on his very first hole with the social club, Chris Westhead continued his tradition by having a Newell on the first hole again. Our data analysts have worked out Chris's biggest challenge is on the Par 5 holes. He currently averages a score of 4 over par 9 strokes on the longer holes compared to the par 3's and par 4's where he normally scores at 5 and 6 shots per hole, respectively. After his Newell on the par 5 first hole, Chris's round got unravelled on the par 5 13th hole where he amassed a newell plus 1 (**11.**)

Casey Morrison had the biggest Newell for the day, Casey scored a Newell plus 4 (**14 strokes**) which is a pretty big number, but it would still only just fall inside the top 10 worst holes and was still 10 strokes shy of the Sunday Leave Pass course record which is currently held by both Geoff Cooper and Greg Breasley who at their lowest career moments managed to rack up 24 strokes on a single hole. Geoff made his 24 on the 15th hole at Devils Bend and Greg Breasley accumulated his 24 shots after getting stuck in the bunkers on the first hole at Spring Park Golf Course.

Other notable Big Newell's in the club history, include the 15over par 18 which Newell Richards scored at Kingston links, had his 17th shot not wrapped itself into the flag and dropped straight down on to the green for a tap in, Newell might well still be playing that hole today. Jamie Brunton held the record for the most shots on a hole for many years, his score of 16 (Newell plus 6) at Albert Park golf course held the club record as the worst hole for more than 10 years.

Listed below is the Newell's achieved at Dorset on Sunday.

NEWELL'S



Chris Westhead	1 st Hole Par 5 (10)
Casey Morrison	1 st Hole Par 5 (13)
Casey Morrison	2 nd Hole Par 4 (10)
Casey Morrison	3rd Hole Par 4 (14)
Casey Morrison	4th Hole Par 4 (10)
Rick Turcinovic	7 th Hole Par 4 (10)
Casey Morrison	7th Hole Par 4 (10)
Chris Westhead	13th Hole Par 5 (11)

Rick Turcinovic was the only non-rookie member of the group to make a Newell on Sunday. According to his playing partners he was extremely fortunate to get away with posting just the one Newell (score of 10 or more) especially when you consider some of the interesting places, he managed to hit his golf ball in to.



Although he did not get his name registered on to the Birdies honour board, Steve O'Sullivan did make a noteworthy shot which ended in a birdie. With Rick and Peter Alphabet spending so much time rattling around in the trees there was little peace and quiet for the local birdlife. With golf clubs swinging in and out of the branches and balls regularly crashing through the foliage of the confines of their normal safe haven homes, some of our feathered friends thought it would be better to walk around out on the fairways where the Sunday Leave Pass golfers spend the least amount of their time.

A family of bin chickens were gathered on the 13th fairway when there social outing took a turn for the worse. Well, it did for one of them anyway.



Steve O'Sullivan had smoked his driver around the corner on the par 5, thirteenth hole, so as he stood over his 3-wood, he had just 208 meters left to make the green in 2 strokes. SOS had an avian outcome in mind, whether it be a birdie or an eagle he was sitting in the perfect position to make some feathers fly.

According to SOS and his witnesses, Steve played the best 3 wood shot that he has ever hit in his life. The ball took off like a bullet, low straight and fast. A bullet is the best way to describe the path of his golf ball because what happened next was an exact replication of what a bullet does. The last thing that went through the mind of Betty Bin Chicken, before the Vice No# 4 did, was how happy she was to be spending the day scavenging with her husband Bob and their 3 young fledgelings, Billie, Byron, and Zander.

Sadly, they are a family no more, and neither is Betty the Bin Chicken. Steve's ball smashed through her, creating an explosion of feathers and birds#!t which spread across the entire fairway. Her last action on earth before being obliterated from the living world was preventing Steve O'Sullivan from hitting his ball on to the green. Steve's ball ricocheted off the de-feathered and be-headed carcass and then came to rest in the grass behind a bush meaning he could not possibly get his next shot on to the green.

Although SOS did get a birdie in the literal sense of the word, he was left to mark a 6 on his score card and had to walk the next 5 holes knowing he had broken up a family and killed an innocent living creature.



You can just imagine the look on Steve's face when he got home on Sunday night only to discover his beloved Bronwyn had prepared a Roast Turkey for dinner. It would have been the same look of horror as when Newell arrived back home from his round of golf and after 6 beers in 60 minutes, he proudly revealed to his wife Sarah what he had done to the family wagon. Not happy Jan!



Special thanks to Steve Powne who has been working on some new Sunday Leave Pass merchandise. Steve has designed some membership bag tags and of course the car wraps such as those ordered by Newell which you can put on your vehicle.

This month we also trialled some new SLP NTP markers. Rob Underwood has been busy in the plastics and printing factory and he sent us down some flash branded NTP markers to trial.

Everyone who played on Sunday was issued with their own set of name placards. The whole idea is for you to keep these in your golf bag (somewhere where you can find them) and whenever you hit a par 3 green and you are the NTP then you need to put your name attached by the peg to the NTP marker. If your shot is closer to the previous marker then you simply leave the previous persons card on the marker and cover it over with your own name placard. This will give us a snapshot of who is hitting the greens and getting their name out there even if you are not winning the final prize.

For example: Tony Grasso had a good day out on the golf course, this was evident because he managed to get his name out on a couple of the NTP markers. Unfortunately for Tony he was knocked off on each occasion but at least he is successfully hitting his ball onto the greens.

It is important to remember, if you put your name placard out during your round, you will then need to collect it when the NTP markers are brought back in at the end of the day. Everyone has an allocation of 6 cards, so you do not want to be losing them by forgetting to collect them on those rare occasions you get to pull them out of the golf bag.



Although Steve Powne blitzed the field and he finished 9 strokes ahead of his closest rival, the results for the minor placements were very closely matched. Andrew Clarke 3 putted his way out of 2nd place by missing pars on the 14th, 15th, and 16th holes. Andrew should have played holes 13 through 17 at 1 under par, however the pressure of holing multiple birdies or making back-to-back pars was too much for him and he jumped on the three-putt monkey train. Stu Coops caught the vest virus from Andrew and he three putted the last 2 greens which sent him crashing down the points leaderboard. Instead of finishing in 4th position those simple gimmie putts missed resulted in Stu ending the day in 11th place. Wayne James was the benefactor of those misfortunes. Wayne played an impressive round of golf and finished his day with 81 off the stick and therefore in 2nd position ranking.



The challenge for Wayne is going to be what he will do once he finally retires his lucky ball. Wayne is now 6 rounds completed with the one Callaway chrome soft golf ball.

The ball has stood the test of time and it has been hit so many times that it hardly has a dimple left on the cover, which is probably the reason why it flies so straight and never leaves the middle of the fairway. 6 rounds with the same ball is an amazing feat especially when most golfers are lucky to go 6 minutes let alone 6 holes without losing a golf ball.

While most golfers were chasing the opportunity to win the monthly title, there was a separate side bet competition raging out on the golf course. Mark Fitzpatrick had been paired up in the same group as Newell Richards and as both boys were playing off exactly the same handicap a match play head-to-head tournament ensued. Fitzy is competitive by nature and he was not comfortable knowing that Newell's golfing ability had improved dramatically over the past 18-months whereas his own skills had been in a holding pattern or even a regression period. The two of them were at each other all day, according to an anonymous observer the nit-picking and sledging was incessant. The match play format was hotly contested however in the end Fitzy got the upper hand. Each time Mark got into the lead Newell would suddenly complain about an injury or pain in his back, however as soon as Newell played a good shot then the ailment would disappear and be forgotten again. When Fitzy finally signed off his card, 3 strokes ahead of Newell, such was the pain engulfing Newell's crippled body that several bystanders were wondering whether an ambulance may have needed to be called.

Thomas Cooper and Andrew Clarke scored the 3rd best Nett score for the day (73), so their place rankings were determined using the countback scoring system. This was also the case for determining who finished 5th to 8th place out of Brent Douglas, Barry Hemsley, Steve O'Sullivan, and Shane Cumming who all scored Nett (74.)

Thomas Cooper was rewarded with the highest ranking as he had a fantastic back nine. Thomas scored 19 stableford points on the last 9 holes which was 3 points better than Andrew Clarke who had 16 points.

The count back system is formulated as the following. *Total number of stableford points scored on the back nine holes.

*In the event that both players have the same stableford score on the back nine it then reverts to the number of stableford points scored on the eighteenth hole. If this is the same then it goes to the 17th hole, sixteenth hole, fifteenth hole until a player has a better hole and therefore has a higher stableford score than the other.

Thomas Cooper	Andrew Clarke
94	83
22	11
72	72
+3	+2
+1	+1
+2	+2
+3	+3
+4	+2
+0	+2
+3	+2
+1	+2
+2	+0
+19	+16

In this instance both Thomas and Andrew had Nett 72 after their handicap was deducted from the Gross Scores. So, we go back to a countback.

In this example Thomas ranks higher because he had a blistering back nine with 19 points compared to Andrew who could only conjure up 16 stableford points on the back nine and was therefore relegated down a place.

If in the event, that the countback then identifies that both players have had the same stableford points score on the back nine then we go back to the individual holes starting from the 18th hole and compare results until a player had a standout result. In the example shown on the right both Barry Hemsley and Steve O'Sullivan had Nett 73 and 17 Stableford points on the back nine. So, the countback then compares the scores on individual holes starting from the 18th hole working backwards as required. In this situation the scores on holes 18, 17 and 16 were the same so the determining factor was on the 15th hole where Barry had a bogey 5 for 2 points whereas playing off a handicap of 7 SOS's did not get a shot on the hole so his bogey 5 only earned him 1 stableford point. Consequently, Barry wins the countback and El Presidente' is relegated back to a lower place ranking. As was the case in this instance. If both scores are equal on the 18th hole, then we go back to the 17th hole, then the 16th, etc etc.

PLEASE NOTE THAT THE COUNT BACK IS ON HOLES 10-18 irrespective of whether it is a two-tee start, a normal hit off from the first hole or as in the case of Gardiners Run where we hit off the 10th hole first. It is always the 10th to 18th holes and if one person starts on the 10th hole and the other hits off the first hole then it still remains exactly the same formula.

Barry Hemsley	Steve O'Sullivan
97	80
24	7
73	73
+2	+2
+1	+2
+2	+3
+2	+1
+1	+2
+2	+1
+3	+3
+2	+2
+2	+2
+17	+17

Results for Dorset were as follows:

Ranking	1	2	3	4	5	6	7	8	9
Player	Steve Powne	Wayne James	Thomas Cooper	Andrew Clarke	Brent Douglas	Barry Hemsley	Steve O'Sullivan	Shane Cumming	Tom Kellythorn
Score	80	81	94	83	85	97	80	79	89
Handicap	18	10	22	11	12	24	7	6	15
Nett Score	62	71	72	72	73	73	73	73	74
Points	15	14	13	12	11	10	9	8	7

Ranking	10	11	12	13	14	15	16	17	18
Player	Mick Harper	Stuart Cooper	Chris Westhead	Chris Sfiligoj	Greg Breasley	Ron Parsons	Adam Cooper	Steve Dawson	Mark Sfiligoj
Score	78	82	114	92	103	94	89	91	89
Handicap	4	8	Callaway 40	17	28	19	14	15	12
Nett Score	74	74	74	75	75	75	75	76	77
Points	6	5	4	3	2	1	1	1	1

Ranking	19	20	21	22	23	24	25	26	27
Player	Ben Nichol	Tony MacIsaac	Tony Grasso	Phil Plane	Mark Fitzpatrick	Cam Ross	John Mea	Newell Richards	Rick Turcinovic
Score	94	103	94	103	97	106	106	100	113
Handicap	16	24	15	21	14	22	22	14	25
Nett Score	78	79	79	82	83	84	84	86	88
Points	1	1	1	1	1	1	1	1	1

Ranking	28	29	30
Player	Colin Ewart	Casey Morrison	Peter Calyvopoulos
Score	115	147	106
Handicap	24	Callaway 52	11
Nett Score	91	95	95
Points	1	1	1

The handicapper has taken to the scissors yet again. There are more green numbers than black and red numbers combined which means that Dorset must have proved itself as an easy course and the result is most golfers produced a flag round which caused their handicap index to come down. Only four players will discover if the read into the details that their handicap went out, those players were John Mea, Phil Plane and the two Tony's. Phil Plane went out a full stroke which is a significant change to his handicap. He obviously had a good flag round drop off this month which caused a large change in his handicap going outwards.

Steve Powne lost 1.0 shots from his handicap which hardly seems enough considering he played to a handicap which was 7 shots better than par.

HANDICAPS

The changes to player's handicaps are as follows:

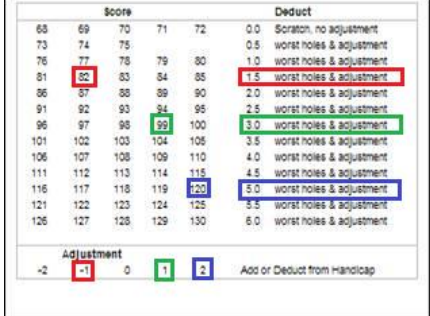
BOLD RED NUMBERS- refer to players whose handicap has gone out

BOLD GREEN NUMBERS- refer to players whose handicap has come in

BOLD BLACK NUMBERS- refer to players whose handicap has remained unchanged **NON-BOLD NUMBERS**- refer to players who didn't play this month, so handicap has not changed

Player:	New Handicap	Was		Player:	New Handicap	Was
Adam Cooper	17.8	18.3		Mark Fitzpatrick	17.7	17.7
Andrew Clarke	14.3	14.5		Mark Sfiligoj	16.2	16.2
Anthony Emmerson	15.2	15.2		Mick Harper	7.0	7.4
Barry Hemsley	28.0	28.6		Newell Richards	17.1	17.6
Ben Nichol	20.0	20.0		Peter Calyvopoulos	15.0	15.0
Brendan MacIsaac	38.6	38.6		Phil Plane	26.8	25.8
Brent Douglas	15.6	15.8		Rick Turcinovic	28.9	29.5
Cam Douglas	24.3	24.3		Rob Underwood	35.2	35.2
Cam Ross	26.5	26.5		Ron Parsons	22.9	23.8
Chris Sfiligoj	20.6	21.0		Shane Cummings	8.7	9.1
Cliff Rowe	12.9	12.9		Shaun Klepp	26.7	26.7
Colin Ewart	28.3	28.3		Steve Dawson	18.7	19.5
Dale Robinson	16.9	16.9		Steve O'Sullivan	10.1	10.4
David Burns	26.0	26.0		Steve Powne	21.6	22.6
Gerard MacIsaac	9.6	9.6		Stuart Cooper	12.0	12.2
Glenn Douglas	16.7	16.7		Thomas Cooper	23.7	27.1
Greg Breasley	32.8	33.5		Tim Emmerson	24.8	24.8
Greg Parsons	30.2	30.2		Todd Neilsen	16.8	16.8
Jamie Brunton	22.8	22.8		Tom Kellythorn	18.2	18.8
Jaxon Fitzpatrick	30.7	30.7		Tony Grasso	19.6	19.0
John Mea	26.7	26.6		Tony MacIsaac	29.5	29.3
Leigh MacIsaac	14.4	14.4		Warren Perrett	25.0	25.0
Mal Griffiths	15.9	15.9		Wayne James	13.8	13.8

As a new member of the Social Club the Callaway Handicapping system is used to give the player a daily played to handicap for the first couple of rounds. Once they have played 3 rounds, they are given a temporary club handicap using the original AGU handicapping system. After 5 rounds they are then switched across to the current slope handicapping system.



This system is used for determining fair allowances for social golf events that attract novices or occasional golfers. A player's Callaway handicap is determined after each round by deducting from his/her 18-hole gross score the scores of the worst individual holes during the first 16 holes of the round.

In the computation of handicaps under this system:

- No hole may be scored at more than twice its par,
- half strokes count as a whole,
- the 17th and 18th holes are never deducted,

For example, if a player scores 99 on the day their handicap would be calculated as the sum total of their (3 worst holes) +1

If a player scores 82 on the day their handicap would be calculated as the sum total of their (worst + ½ the 2nd worst hole) -1

If a player scores 120 on the day their handicap would be calculated as the sum total of their (five worst holes) +2

After 3 rounds they will be allocated a temporary handicap using the old AGU handicapping formula and then after 5 rounds they are elevated onto the official Slope handicapping system which was use thereafter for all club competitions.

Sometimes the Callaway handicapping system has proved itself to be very favorable to new members. Whenever we take on a golf course like Devils Bend or Eynesbury and the field struggle to play to their handicaps the Callaway golfers end up featuring at the top of the points distribution. Unfortunately, it was not the case for Chris Westhead and Casey Morrison who even with a 40-handicap and 52-handicap they both found themselves a long way down the leaderboard

For those people interested in the mechanics of the handicapping system it can be best explained as the following.

How to calculate a GA Handicap

To calculate a player's GA Handicap:

- you must firstly identify the player's most recent 20 scores,
- you then determine the 'Played To' value for each of these scores,
- you average the best 8 'Played To' values,
- and finally you multiply this average by 0.93. The resultant figure (to one decimal place) is the player's GA Handicap.

* If a player's handicap record contains a lesser number than 20 scores, the number of scores used to calculate the player's handicap is as listed in the table below.

* There is no requirement for a player's most recent 20 scores to have been returned within a specific timeframe. For example, the most recent 20 scores may span a period of three years or they may span a period of three months.

* Once a player's handicap record contains 20 scores, the next score they return will result in the oldest of the existing 20 scores being removed (to be replaced by the new score).

Full Technical Procedure for Calculating a GA Handicap
STEP 1 – Use the table below to determine the number of scores to be included in the GA Handicap calculation:

Number of Scores in Player's Handicap Record	Scores to be Used in the Calculation
5 to 6	Best/Lowest 1
7 or 8	Best/Lowest 2
9 or 10	Best/Lowest 3
11 or 12	Best/Lowest 4
13 or 14	Best/Lowest 5
15 or 16	Best/Lowest 6
17 or 18	Best/Lowest 7
19 or 20	Best/Lowest 8

Note: When the handicap record contains more than 20 scores, the GA Handicap calculation uses the best 8 of the player's most recent 20 scores.

I hope that helps to explain the handicapping system.

The Sunday Leave Pass handicapping process with the one used by golf link and by all golf clubs around the globe using the world handicapping system. Although your SLP handicap is unofficial and therefore it cannot be used to formally enter organized golf competitions and tournaments, it still should be an accurate reflection of your golfing prowess and a measure of what your GA (golf Australia) handicap would be if you subscribed the \$150 per year to get an official handicap.

Your playing handicap will fluctuate around your documented handicap index. When you play an easy course such as Ringwood or Dorset then you will actually play off a lower handicap than you normally would. On the other days when we invite you to play a harder course such as Rosebud Country Club, Devils Bend, Werribee Park or Barham we will add a few extra shots to your arsenal just to give you more hope of avoiding total anxiety and depression.

For those players not familiar with the scoring process, listed below is the format we use in Sunday Leave Pass competitions.

Once all of the players are ranked then the Seasons Championship points are allocated according to the position in the field.

The player in 1st place gets 15 points, 2nd place 14 points, 3rd place 13 points, etc. etc. Any player who completes the round however finishes ranked outside the top 14 and is placed between 15th spot to BeerWench then they are all allocated 1 championship point for attending.

For the benefit of the newcomers or the uneducated we thought it would be a good opportunity to go through the player rankings and point scoring system again.

Sunday Leave Pass competitions are run using Stroke so you need to count every shot that you play and you need to finish every hole. Each player's Nett total score is then calculated by deducting the players handicap from the Gross score. If a player doesn't have an official Sunday Leave Pass handicap, then a temporary played to handicap is allocated on the day using the Callaway handicapping system.

Once the players Nett score is calculated they are ranked from lowest score to highest score. (BeerWench) Where more than one player has the same Nett Score (such as in the example below from Gardiners Run last year then the place allocations are decided based on a countback system.

The player with the most points at the end of the year is crowned the Points champion irrespective of how many rounds a person has played. If one person plays 13 rounds for the year and the person in 2nd place has only played 10 rounds but is close to the same score then that is bad luck to the person in 2nd place. All players are invited to play the entire fixture. We reward participation rather than perfection and performance so if you play more often you will end up with more points.

Place Standings for 2021:

Name	Total	Played	Rank		Name	Total	Played	Rank
Newell Richards	36	4	1		Peter Calyvopoulos	9	2	25
Adam Cooper	27	4	2		Chris Westhead	9	2	25
Brent Douglas	26	3	3		Tony Grasso	8	3	28
Tom Kellythorn	25	4	4		Glenn Douglas	7	1	29
Mark Fitzpatrick	25	4	4		Cliff Rowe	6	2	30
Wayne James	25	4	4		Rick Turcinovic	4	4	31
Stuart Cooper	25	4	4		Mal Griffiths	3	2	32
Steve Powne	25	4	4		Jamie Brunton	3	2	32
Tony MacIsaac	24	3	9		Greg Parsons	3	3	32
Steve Osullivan	23	4	10		Ron Parsons	3	3	32
Shane Cumming	19	4	11		John Mea	3	3	32
Tim Emmerson	18	3	11		Colin Ewart	3	3	32
Anthony Emmerson	17	2	12		Cam Douglas	2	2	38
Thomas Cooper	16	4	13		Jaxon Fitzpatrick	1	1	39
Mick Harper	16	4	13		Brendan MacIsaac	1	1	39
Gerard MacIsaac	16	2	13		Rob Underwood	1	1	39
Ben Nichol	15	2	16		Casey Morrison	1	1	39
Greg Breasley	15	2	16		Mark Sfiligoj	1	1	39
Andrew Clarke	15	4	16					
Barry Hemsley	12	3	20		YET TO PLAY	0	0	
Phil Plane	11	4	21		Leigh MacIsaac	0	0	44
Chris Sfiligoj	11	3	21		David Burns	0	0	44
Todd Neilson	10	1	23		Warren Perrett	0	0	44
Steve Dawson	10	3	23		Jason (HOG)	0	0	44
Cameron Ross	9	3	25					

In order to win the Season Championship trophy, you need to play regularly and consistently to about your handicap or better, and it is the handicapper's responsibility to make sure that this does not happen. After every round, the scores are assessed and then the handicaps are adjusted according to your performance. As was the case last year we have adjusted the handicap formula to take into consideration the difficulty of each golf course, using the course slope index, so it will be remarkably interesting to see how the scores finish up.

Every monthly title winner also becomes eligible to play off for the champion of champions trophy. To qualify as the Champion of Champions a member just needs to win a monthly title. All of the winners from the monthly championships who are attending the golf trip will then play off for the title based on total accumulated stableford points from 9x Randomly selected holes. The

Winner is the person with the most points over those 9 nominated holes, and in the event of a tie then a Countback to determine the winner applies.

NOTE: The Winner of the December title is also eligible to win the competition however they only get to count their scores by using only 8 Randomly selected holes.

Monthly winners eligible for Champion of Champions playoff in 2021

January (Tom Kellythorn) 84 Nett 62. February (Adam Cooper) 88 Nett 67. March (Stuart Cooper) 83 Nett 70. April Steve Powne) 80 Nett 62. May (??TBA??)

Monthly Beer Wenches eligible for Beer Wench of Beer Wenches playoff in 2021

January (Tom Kellythorn) 129 Nett 89. February (Mark Fitzpatrick) 109 Nett 90. March (Thomas Cooper) 121 Nett 94. April (Peter Calyvpoulos) 106 Nett 95. April (??TBA??)

Newell is quickly checking off his drinks list. The truth is, he has had more drinks in 2021 than he has consumed previously from his 86 rounds of golf with the social club. It seems when it is free the beer tastes much better. The blue jacket even makes Carlton Draught taste palatable. There is still plenty of golfers yet to receive a tap on the shoulder so be warned he is certainly managing his flock well.

NEWELLS CHAMPION OF CHAMPIONS HIT LIST.

Player Name	Rounds 2020	Player Name	Rounds 2020	Player Name	Rounds 2020
Adam Cooper	Paid	Greg Breasley	3	Ron Parsons	Paid
Andrew Clarke	4	Greg Parsons	Paid	Shane Cummins	Paid
Anthony Emmerson	8	Heath McLeod	7	Shaun Klep	4
Barry Hemsley	8	Jamie Brunton	Paid	Steve Dawson	8
Ben Nichol	4	Jaxon Fitzpatrick	Paid	Steve Osullivan	9
Brendan MacIsaac	Paid	John Mea	Paid	Steve Powne	Paid
Brendan MacIsaac	8	Leigh MacIsaac	7	Stuart Cooper	9
Brent Douglas	Paid	Mal Griffiths	Paid	Thomas Cooper	Paid
Cam Douglas	9	Mark Fitzpatrick	3	Tim Emmerson	Paid
Cameron Ross	8	Mark Sfiligoj	4	Todd Neilson	4
Chris Sfiligoj	Paid	Mick Harper	9	Tom Thorn	Paid
Cliff Rowe	Paid	Newell Richards	8	Tony Grasso	3
Colin Ewan	Paid	Paul Marshall	3	Tony MacIsaac	8
Dale Robinson	7	Peter Calyvpoulos	Paid	Warren Perrett	4
David Burns	1	Phil Plane	7	Wayne James	Paid
Gerard MacIsaac	7	Rick Turcinovic	9		Paid
Glenn Douglas	8	Robert Underwood	2		



For those who have forgotten about the powers bestowed on the Blue Jacket here is a reminder of how it works.

As the Champion of Champions Newell will be able to ask any Sunday Leave Pass member to buy him a drink, it is limited to only receiving one drink per member (beer or soft) over the entire year and it can only be done so only if he is wearing the Champion of Champion jacket at the time. This of course does not include new members who did not play at least one or more rounds in season 2020 but not exclusive to those who attended the golf trip. So, if he manages himself correctly, he should be looking at up to 50 free beers or soft drinks over the next 12 months. Now that is a prize worth aspiring for.

The other condition is that Newell must be the one who consumes the drink, he cannot use his power to buy beverages for anyone else. There is also a catch where, if Newell asks someone who has previously shouted him a drink then he must immediately buy them a drink instead. Not that there is much chance of that happening as he has a spreadsheet set up and running.

Newell can also kick in the balance of \$2 per shout to upgrade his beer to bourbons if he prefers to.

Remember that Newell must be wearing the jacket, He must continue to wear the jacket while he is drinking. If it is too hot to wear the Champion of Champions jacket that is OK, just choose not to wear it and then you are not eligible for a free drink. All purchased drinks are to be opened so they cannot be taken home for future consumption or to give to dinner guests or visitors.

Nearest to the pin prizes were won by:

5th Hole	Wayne James
8th Hole	Stuart Cooper (Raffle Ticket)
9th Hole	Steve Powne
11 th Hole	Steve O'Sullivan (Raffle Ticket)

Reminder

The ball must be clearly on the CUT surface of the green or fairway to win NTP or longest drive. If it is not on the fairway it doesn't count.

Each player won 1 ball each

17 th Hole	Steve O'Sullivan (Raffle Ticket)
3 rd Hole NTP 2 nd Shot	Ron Parsons
Longest Drive	Stuart Cooper (Raffle Ticket)

Golf Balls are owed to the following people:

Chris Sfiligoj	x6 Eagles Nest Jackpot 10 th hole Gardiners Run
Mal Griffiths	NTP 5 th Hole Warburton
Wayne James	NTP 13 th Hole Centenary Park
Ron Parsons	NTP 2 nd Shot 3 rd Hole Dorset

PLEASE NOTE: This year the monthly winner has the option of exchanging the number of balls owed to Raffle tickets for the end of year prize draw.

Just a reminder that for every round you play you are awarded a raffle ticket to go towards the end of year raffle, then extra tickets are issued if you wear the official club shirt plus extra tickets can also be won by winning a hole in the monthly skin's competition.

"SKINS" were distributed to those players good enough to win a hole outright. If more than 1 player got the lowest score on a hole it is Jackpotted until an outright winner occurs.

Skins at **Dorset** were won by:

1	Jackpot
2	Cameron Ross
3	Steve Powne
4	Jackpot
5	Jackpot
6	Chris Whitehead
7	Jackpot
8	Jackpot
9	Jackpot
10	Tom Thorn
11	Rick Turcinovic
12	Steve O'Sullivan
13	Jackpot
14	Thomas Cooper
15	Jackpot
16	Jackpot
17	Jackpot
18	Chris Sfiligoj

Number of skins won

Chris Sfiligoj	x4
Tom Kellythorn	x4
Chris Westhead	x3
Thomas Cooper	x2
Cameron Ross	x2
Steve Powne	x1
Rick Turcinovic	x1
Steve O'Sullivan	x1

PLEASE NOTE we have more people expressing interest than we have tee times booked. Please ensure you reply as early as possible as I cannot guarantee extra tee times. There is no priority to long term members, places are allocated on first in first served. Everyone has the same opportunity to reply to correspondence sent to them to secure a place in the field.

To notify us of your status click on one of the following links

[YES](#) **OR** [NO](#) **or email direct to** studaydream@gmail.com

BOOKINGS CONFIRMATION

Spring Park Sunday 15th April **Cost is \$25**

Player	Status	Paid	Player	Status	Paid
Adam Cooper	Confirmed		Mick Harper	Unknown	
Andrew Clarke	Unknown		Mal Griffiths	Unknown	
Anthony Emmerson	Unknown		Mark Fitzpatrick	Unknown	
Barry Hemsley	Unknown		Mark Sfiligoj	Unknown	
Ben Nichol	Unknown		Newell Richards	Unknown	
Brendan MacIsaac	Unknown		Peter Calyvopoulos	Unknown	
Brent Douglas	Unknown		Phil Plane	Unknown	
Cam Douglas	Unknown		Rick Turcinovic	Unknown	
Cam Ross	Unknown		Rob Underwood	Confirmed	
Casey Morrison	Unknown		Ron Parsons	Unknown	
Chris Sfiligoj	Unknown		Shane Cummings	Unknown	
Chris Westhead	Unknown		Shaun Klepp	Unknown	
Cliff Rowe	Unknown		Steve Dowson	Unknown	
Colin Ewart	Unknown		Steve O'Sullivan	Unknown	
Dale Robinson	Unknown		Steve Powne	Unknown	
David Burns	Unknown		Stuart Cooper	Confirmed	
Gerard MacIsaac	Unknown		Thomas Cooper	Unknown	
Glenn Douglas	Unknown		Tim Emmerson	Unknown	
Greg Breasley	Unknown		Todd Neilsen	Unknown	
Greg Parsons	Unknown		Tom Kellythorn	Unknown	
Jamie Brunton	Unknown		Tony Grasso	Unknown	
Jaxon Fitzpatrick	Not Playing		Tony MacIsaac	Unknown	
John Mea	Unknown		Warren Perrett	Unknown	
Leigh MacIsaac	Unknown		Wayne James	Unknown	

To notify us of your status click on one of the following links

[YES](#) **or** [NO](#) **or email direct to** studaydream@gmail.com

Remaining games on 2021 Fixture

Golf Course & How to get there Directions	Date	Melways Ref	Website links
Spring Park	16th May 9-00am	88 H 7	www.springparkgolf.com.au
Devils Bend	30th May 8-00am	152 J 1	www.devilbendgolf.com.au
Bayviews	27th June 8-00am		www.bayviewsgolf.com.au
Rosebud Country Club	26th July 7-00am		www.rosebudcountryclub.com.au
Werribee Park	29th August 9-00am	259 B 4	www.werribeepark.com.au
Ringwood	19th September 9-00am	63 F 2	www.ringwoodgolfclub.com.au
Yarra Bend	31st October TBA		https://yarrabendgolf.com
Morack	21st November 8-30am	63 C 5	www.morackgolf.com.au
Barham Golf Club	3rd – 5th December		www.clubarham.com.au

A word from our sponsors

The House of Golf.

Ringwood

Special thanks to our new golf specialty store **The House of Golf.** who joined as a Sunday Leave Pass Social club sponsor at the end of 2018. We look forward to a good working relationship with them. As part of the 2019 fixture, we hope to be running a couple of social nights at the **The House of Golf.** in Ringwood using the virtual golf simulators. **The House of Golf.** generously donated some great prizes for the golf trip and raffle, so please check out their website link from the SLP website and consider them for any golf purchases you make.



Special Thanks to Dale Robinson who is the longest serving sponsor for the Sunday Leave Pass Social Club. Dale runs a printing business and is offering a high-quality printing service. He will gladly do a good deal for any Sunday Leave Pass members wanting to order business cards, fliers, or any other printed material. To find out more information about what he can do for you he can be contacted on 0438147788.



Remember that any printing job ordered through **DNR print** via the social club, Dale will donate 5% of the proceeds directly back to social club which offers us the opportunity to provide better prizes for everyone and it is good to keep your business opportunities within the network if it is possible. Wood Tech, my previous company Hudson Bond and even the Super-coach (believe it or not) have used Dale's business and everyone that had done so speaks very highly of the service and work that he produces.



Sponsored by



**Advertise your
business here.**

* **Hole in one sponsorship available:** This year we are seeking a new sponsor for the hole in one prize, after 10 years of free advertising Evergreen winery tours have relinquished their commitment to the cause without ever having to give away the prize. Anyone who has a sponsorship offer please let us know and we will give you naming rights and use your branding with all SLP hole in marketing materials.

The odds of a social golfer scoring a hole in one is actually 12000 to 1 and since it took us more than 16 years and had over 20000 attempts before someone in the club was able to make a hole in one on a par 3 holes the chances of someone making another Ace seems to be near on impossible.

(In 1999, *Golf Digest* reported, "One insurance company puts a PGA Tour pro's chances at 1 in 3,756 and an amateur at 1 in 12,750.") The *Golf Digest* study even breaking the odds down by quality of play:

- Professional Tour player making an ace: 3,000 to 1
- Low handicapper making an ace: 5,000 to 1
- Average player making an ace: 12,000 to 1

GOLF TRIP CONFIRMATION STATUS

ClubBarham 3rd-5th December **Cost is \$350**

Player	Status	Paid		Player	Status	Paid	
Adam Cooper	Unknown			Mark Fitzpatrick	Confirmed	Paid \$295	
Andrew Clarke	Confirmed			Mark Sfiligoj	Unknown		
Anthony Emmerson	Unknown			Mike Harper	Confirmed		
Barry Hemsley	Unknown			Newell Richards	Confirmed	Paid \$280	
Ben Nichol	Unknown			Peter Calyvopoulos	Confirmed		
Brendan MacIsaac	Confirmed	Paid \$200		Phil Plane	Confirmed		
Brent Douglas	Confirmed	Paid \$140		Rick Turcinovic	Confirmed	Paid \$100	
Cam Douglas	Confirmed			Rob Underwood	Confirmed		
Cameron Ross	Unknown			Ron Parsons	Confirmed	Paid \$350	
Chris Sfiligoj	Confirmed			Shane Cumming	Unknown		
Cliff Rowe	Unknown			Shaun Klep	Unknown		
Colin Ewart	Confirmed	Paid \$200		Steve Dawson	Unknown		
Dale Robinson	Unknown			Steve O'Sullivan	Confirmed		
David Burns	Confirmed	Paid \$160		Steve Powne	Unknown	Paid \$30	
Gerard MacIsaac	Unknown			Stuart Cooper	Confirmed	Paid \$280	
Glenn Douglas	Confirmed			Thomas Cooper	Unknown		
Greg Breasley	Unknown			Tim Emmerson	Unknown		
Greg Parsons	Confirmed	Paid \$87.50		Todd Neilson	Confirmed		
Jamie Brunton	Confirmed			Tom Kellythorn	Confirmed		
Jason Daly (HOG)	Unknown			Tony Grasso	Unknown		
Jaxon Fitzpatrick	Unknown			Tony Macisaac	Unknown		
John Mea	Unknown			Warren Perrett	Unknown		
Leigh MacIsaac	Unknown			Wayne James	Confirmed		
Mal Griffiths	Unknown						