




SUNDAY LEAVE PASS 2023



Sponsors of the SLP Social Club



Special thanks to our new hole in one sponsors. Apparently, they saw the odds of anyone making an ace and were more than happy to put some \$\$\$\$ up for grabs.

FINE SYSTEM

- Not driving lady's tees \$5-00
- Having an air swing \$2-00
- Having 4x putts \$2-00
- Throwing a club \$2-00
- Hitting across 2x fairways \$2-00
- Shank \$2-00
- Double Hit \$2-00
- Putting ball on, back off the green \$2-00
- Three Putt Monkey (18th Hole) \$2-00

Any other act performed on the course which is deemed to be deserving of a fine can be put to the group for a vote after the game. \$2-00 Maximum pay out is \$10-00.



FINE JAR 2023 \$987.11



Rank	Points	Player
	9.715426667	Greg Parsons
	8.8066	Thomas Cooper
	7.209166667	Peter McArthur
	6.689933333	Jayden Orger
	6.067786667	Wayne James
	5.915466667	Stuart Cooper
	5.268442857	Simon Galloway
	5.126338462	Todd Neilson
	3.937458824	Mick Harper
	3.753773333	Ron Parsons
	3.403	Steve Dawson
	3.237257143	Tom Thorn
	3.1508	Colin Ewart
	2.840613333	Steve Osullivan
	2.763476923	Phil Plane
	2.635906667	Rick Turcinovic
	2.518971429	Barry Hemsley
	2.490066667	Steve Powne
	2.4897	Ben Nichol



Player Rank	Points value
1st	45
2nd	37
3rd	32
4th	27
5th	24
6th	21
7th	20
8th	19
9th	18
10th	17
11th	16
12th	15
13th	14
14th	13
15th	12
16th to 30th	11
31st to 34th	10
35th to 38th	9
39th to 43rd	8

TODDS CHAMPION OF CHAMPIONS HIT LIST.

Player Name	Rounds	Player Name	Rounds	Player Name	Rounds
Acam Cooper	1	Grant Kelly	1	Ron Parsons	Paid
Andrew Clarke	7	Greg Parsons	Paid	Shane Cumming	Paid
Anthony Emmerson	7	Greg Spence	2	Shaun Klep	Paid
Barry Hemsley	10	Jake Schmidt	7	Simon Galloway	Paid
Ben Nichol	8	Jamie Brunton	Paid	Steve Dawson	12
Brent Douglas	5	Jaxon Fitzpatrick	9	Steve Osullivan	Paid
Cam Douglas	4	Jayden Orger	6	Steve Powne	11
Cameron Ross	3	Leigh MacIsaac	2	Stuart Cooper	13
Chris Sfiligoj	7	Mark Fitzpatrick	Paid	Thomas Cooper	9
Chris Westhead	9	Mark Sfiligoj	7	Tim Emmerson	5
Colin Ewart	8	Nick Harper	Paid	Todd Neilson	9
Dale Robinson	Paid	Newell Richards	8	Tom Harold	Paid
David Burns	4	Peter Calyvpoulos	5	Tom Thorn	Paid
David Page	1	Peter Harold	1	Tony MacIsaac	5
Duan Robinson	2	Peter McArthur	6	Warren Perrett	1
Gerard MacIsaac	7	Phil Plane	11	Wayne James	Paid
Glenn Douglas	8	Rick Turcinovic	10		
Graeme Foster	2	Robert Underwood	3		

2022 Champion of Champions



Winner of the blue Jacket and all of its powers for 2023. Todd managed to tap a couple of fellas on the shoulder this week so it was good to see him cross off some names from his hitlist.



FedEx Annual Points Award



Rank	Player	Rds.	Pts	FEDEX score	Rank	Player	Rds.	Pts	FEDEX score
1	Greg Parsons	7	1328	0.0000	26	Tom Thurecht	6	323	-1004.6700
2	Thomas Cooper	8	1257	-71.1700	27	Dale Robinson	5	318	-1009.8000
3	Brent Douglas	7	1020	-308.0000	28	Newell Richards	6	311	-1016.6400
4	Tony MacIsaac	6	973	-355.4700	29	Anthony Emmerson	1	300	-1028.0000
5	Jayden Orger	7	958	-369.7700	30	Peter Calyvopoulos	3	290	-1038.0000
6	Zac Harford	6	955	-373.0700	31	Heath McLeod	4	287	-1041.1700
7	Wayne James	6	930	-397.9700	32	Mark Fitzpatrick	3	275	-1052.8400
8	Stuart Cooper	8	845	-483.5000	33	Brendan Brewster	2	267	-1061.0000
9	Peter McArthur	7	821	-507.0700	34	Ben Nichol	5	265	-1062.8700
10	Simon Galloway	6	780	-548.4700	35	Shane Cumming	4	250	-1077.5300
11	Andrew Clarke	5	719	-609.0700	36	Tom Thorn	4	242	-1086.4700
12	Todd Neilson	6	585	-743.2700	37	Jake Schmidt	3	198	-1130.0000
13	Ron Parsons	8	534	-794.2700	38	Gerard MacIsaac	3	150	-1177.5400
14	Mick Harper	7	504	-824.0000	39	Graeme Foster	3	142	-1186.5000
15	Colin Ewart	7	456	-871.7000	40	Trevor Kershaw	1	135	-1193.0000
16	Steve Dawson	6	442	-886.0000	41	Cameron Ross	2	133	-1194.5700
17	Rick Turcinovic	7	426	-901.8700	42	Adam Cooper	2	112	-1216.0000
18	Jamie Brunton	4	379	-949.0000	43	Robert Underwood	2	107	-1221.0000
19	Steve Osullivan	6	374	-953.8700	44	Rick Smith	2	99	-1228.5300
20	Glenn Douglas	5	374	-953.8700	45	Mark Sfiligoj	2	95	-1232.8000
21	Barry Hemsley	7	345	-983.0000	46	Ben Hall	1	90	-1238.0000
22	Cam Douglas	1	330	-998.0000	47	Jaxon Fitzpatrick	2	77	-1250.7700
23	Chris Westhead	5	329	-999.5000	48	Chris Sfiligoj	2	66	-1262.0700
24	Steve Powne	7	327	-1000.5400	49	David Burns	1	57	-1271.0000
25	Phil Plane	5	325	-1003.3700	50	Warren Perrett	1	37	0.0000

Ranking	Points	Major/ Golf trip	Ranking	Points	Major/ Golf trip
1	500	600	23	39	44
2	300	330	24	37	42
3	190	210	25	36	40
4	135	150	26	34	39
5	110	120	27	33	37
6	100	110	28	31	35
7	90	100	29	30	33
8	85	94	30	28	32
9	80	88	31	27	30
10	75	82	32	25	28
11	70	77	33	24	27
12	65	72	34	22	25
13	60	68	35	21	24
14	57	64	36	20	23
15	55	61	37	19	22
16	53	59	38	18	20
17	51	57	39	17	19
18	49	55	40	16	18
19	47	53	41	15	17
20	45	51	42	14	16
21	43	49	43	13	15
22	41	46	44	12	14
			45	11	12

The Fedex Cup Season started on the golf trip 2022 and runs through until the last home and away game held in November 2023. The player with the most accumulated points at the end of the year is crowned the Fedex Cup champion.

FedEx Points are allocated to every player based on their finishing position for each round and there is a higher weighted value to finishing near the top.

There are 3 majors held each season and performing well on those competitions earns more points than results in the other events.


Majors

Shepparton	December
Won by	Jayden Orger
Gardiners Run	January
Won by	Thomas Cooper
Bayviews	June
Won by	Tony MacIsaac

Sometimes a picture tells a thousand words



Special thanks to Tom Thurecht for providing images



Here is a couple of thousand to contemplate

BAY VIEWS GOLF COURSE

★★★★★



This is what Bayviews golf course is meant to look like according to the brochures when I made the booking.



Unfortunately. The real thing didn't quite turn out to be as promised. For the second month in a row we got belted with rain however this month was even worse because there was no shelter from the 90km hour winds blowing off of Port Phillip. I swear at one stage I am certain I saw a kid surfing the white caps rolling in across the a bay.



Before the first golf ball was even cast into play, the wind had knocked a golf buggy over, so we knew were in for a tough day.

Fitzy could easily claim the wheels fell off before he even started because after he righted his buggy, his golf went down hill. He had a 9 on the first hole. Four puttred the second green and then lost 2 golf balls from the tee on the 12th hole. Had he not sunk a 6 meter down hill putt he would have added his name to the Newell wall of shame very early into the round

Brendan Brewster was not quite so lucky on the 12th green. Brendan Flushed a drive to within 50 meters of the green. He then caressed a sand

wedge to the back quarter of the green setting up a legitimate birdie putt. The biggest challenge at Bayviews was the treacherous combination of lightning fast greens and a gale force wind. Brendan quickly discovered that it was not advisable to leave yourself with a down hill, down wind putt, because he puttred from on the green to off the green and the history records will always recount how he was on the green for 2and then back on it again for 6. Just as Brendan's golf ball start to run out of energy near the hole, a big gust of wind gave it a boost and suddenly it gathered momentum and rolled faster and faster until it managed to roll off the front of

green and then down the steep front fringe area. From being 4 meters away from the hole putting for birdie, Brendan was facing a 20 meter chip back towards the green. As you could image, once putting for birdie, a golfer doesn't generally have a wedge or chipping club readily at their disposal. There was no way Brendan was walking back up the hill to switch clubs so he just gave his best attempt at belting his ball back up the fairway with his putter. In hindsight it was probably the wrong decision because it took him 4 attempts to move the ball far enough to get it back on to the green. On the green for 2 and back on it again for 6, not a very good way to complete a golf hole. Brendan hit the ball 8 times, six of those shots were with the putter, he hit the green in regulation, 2 putted and still finished the hole with an eight on the scorecard.



Fitzy took notice of the excessive run down the 12th fairway and decided it was probably the best play line to take from the tee on the 13th hole. He hit a snap hook off the tee which roll across the front of the green and the ball came to rest some 60 or 70 meters down the short mown area. With a huge mass of trees and scrub which had already claimed 2 of his golf balls on the previous hole, Fitzy saw his only option was to play the entire 12th hole backwards towards the tee which would then open him up to the 13th green at the end. Fitzy had to call a warning to the group playing up the twelfth hole and then again to the guys who were standing at the tee, who watched in disbelief as he hit two shots in a row straight towards them. Fitzy finished the hole with a score of 8. Interestingly, the first shot he played from on the correct defined playing area of the 13th hole was his putt when he finally hit the green.

Simon Galloway had a good look at taking home the Eagles nest jackpot on the 14th green. For the past few months Simon has been MIA, evidently after reaching the top of the points leaderboard Simon took a few months off his golf just to allow the rest of the group a chance to catch up with him. On Sunday he was fresh and had plenty of pumped up golf energy. Simon flushed a driver over the corner on the short par 4 hole and then once the ball hit the down slope, gravity did the rest for him. The ball rolled all of the way on to the green, rolled through the legs of Ben Nichol as he stood over a putt and then came to rest just 10 feet from the flag stick, giving him a very makeable putt for a big bird (Eagle).

The zero Eagles at Bayviews record remained intact because Simon failed to hole the putt. Truth be told he missed the birdie as well. Despite driving the green on a par 4 hole, Simon's name did make it on to any of the honour boards because he was unable to convert the opportunity into a birdie and even though he three putted after hitting a green in regulation it resulted in par meaning he could not even be given the credit of a Birdogie against his name.

It was amazing to see that not one SLP player from a field of 35 was able to make a birdie on the 14th hole. More than half the field were able to hit a drive to the front edge of the green yet on each occasion the approach putt or chip left too much chicken on the bone to get a decent bite at the birdie. The 14th was the easiest hole to score on for the day, it conceded 12 pars and played at an average of 1.02857 strokes over its par. The most difficult hole for the group was the long par 4 tenth hole, which playing into the wind might just as well have been a par 5 hole. The average score on the 10th was 2.62857 strokes over par and that included a couple of Newell's from Zac Harford and Brendan Brewster.

Poor Zac did not get his round off to the best of starts. The shot of scotch before the round went straight to his head and he lost his ability to focus on a stationary object. It took 3 swats at the ball for Zac to move his ball beyond the ladies tees, and by the time he

knocked his putt in for a Newell (score of 10 or more) he was already having conniptions and visions of his good mate Tom Thurecht handing him the pink vest at the end of the round.



Admittedly Tom wore the beer wench vest with pride, although for almost the entire round it was hidden from site, covered with the three putt flouro yellow vest which he just could not shake off his back.

With frozen hands and nervous tension Zac could not get his drives in the air, by the 14th hole (he hit off from the 10th) he was just about ready to walk off the course. Quitting might have been a smart move, especially since he lost his match against Thomas Cooper 8 down and 6 holes to play. He didn't even in a single hole before the game was done.

The smug look and the enjoyment when Tommy T was forced to wear the pink vest will be reciprocated next month because at Devil Bend it will be Zac's turn to carry the wench's outfit. 111 off the stick Nett 93 was a score worthy of last position. Admittedly it did come down to a count back between Zac and Fitzy however the fact that he only scored 8 stableford points on the back nine was more than enough to lock down last place. Interestingly the nines were reversed because Fitzy only scored 8 points after he stopped at the club house for a feed and a drink.

In his short career with Sunday Leave Pass (6 rounds) Zac has already achieved more accolades in the wall of fame than many others have done after 50 rounds. Zac has won the monthly title at Spring Park, claimed the beer wench at Bayviews, he has even won a longest drive title against all of the power hitters.

All though Zac was the worst of the worst, there were plenty of other golfers who can count themselves lucky. There was plenty of nervous tension around the BBQ as broken and disheartened golfers scrambled to try and find at least one person who might have had a worse score than they did. Fitzy only survived by the skin of his teeth. It took a countback to relieve him of beer wench duties.

Tom Thurecht was only 1 stroke short of going back to back pink vest fashionista. Todd Neilson has been runner up Beer Wench for the past 2 months in succession, it is certain a big fall from grace being the 2022 Champion of Champions and then spending the rest of the new season scratching around at the bottom of the field. This month Todd was certain he had come last or at best taken the crown of runner up for a third time in succession. It wasn't to be. With a score of Nett 90 he even managed to beat his little mate Stevie Powne on a count back. Todd Finished in 31st position and Steve in 32nd.

We all know it has been a tough month for Newell, and we were all praying for a fairytale Cinderella story with Newell claiming the monthly crown in the first heat of the memorial shield. Sadly it was not the case, Newell's golf was in as much turmoil as the rest of his emotions and his only consolation was that he stayed out of last place. After having 34 strokes in just his first four holes it was clear Newell was not going to deliver the dream result. He produced a Newell (score of 10 or more – 11 in fact) on the par 3 eleventh hole and that was achieved with a 7 putt green. That's is not a typo, it is correct. Newell used the putter seven times before he hit the ball into the hole. It is amazing to think that he had a Newell and an Ernie (Ernie Els) in the same action.

By the time he had a 12 (Newell plus 12) on the 13th hole there was silence in the playing group as his partners wondered just how much more stress and misfortune a single person could deal with at the same time. Even the prospect of Newell qualifying through all of the heats of the Matchplay Stableford knockout competition and taking home the Memorial Shield in November came to an abrupt end when his best mate Barry Hemsley bumped him out of the running by winning holes 16-17 and in doing so snuffing out his torch in the match.

There is no point harping about the failures of the month, what we should be doing is celebrating the successes. This month the Drummond Golf incentive scheme paid off it's returns again, because Tony MacIsaac adds his name to the growing list of players who have visited our major sponsor's store and immediately reaped the benefits of investing into golf equipment.



Last week Tony purchased himself a practice net to set up in the backyard. Clearly he must have set it up as soon as he got home and then hit golf balls continuously until Sunday morning because practice makes perfect and that is exactly how Tony's game went on the weekend. The cards were stacked against T Mac this month because having won at the venue two years in a row, he was going in to the Bayviews round as odds on favourite. In the 19 year history of the social club, very few golfers have ever defended their title once, so the prospect of winning on the same course 3 years in a row was optimistic but statistically it put him as the bookies favourite.

Tony had also drawn Trevor Kershaw in the first round of stableford match play championships, knowing that he was up against a scratch marker at Peninsula Kingswood golf course Tony figured he would need to put some hard yards into the practice net. Although the fairytale for Newell Richards may never have come true, for Tony Mac all of the pieces simply fell into place. Tony won his knock-out round in the memorial shield 18 up and 0 holes to play. Evidently Trevor may be an accomplished golfer however he lacks the life skills to be able to set an alarm clock after a few beers on Saturday night. Trev was a no-show which gave Tony the walkover win on the first tee and it took all the pressure off the rest of his golf.

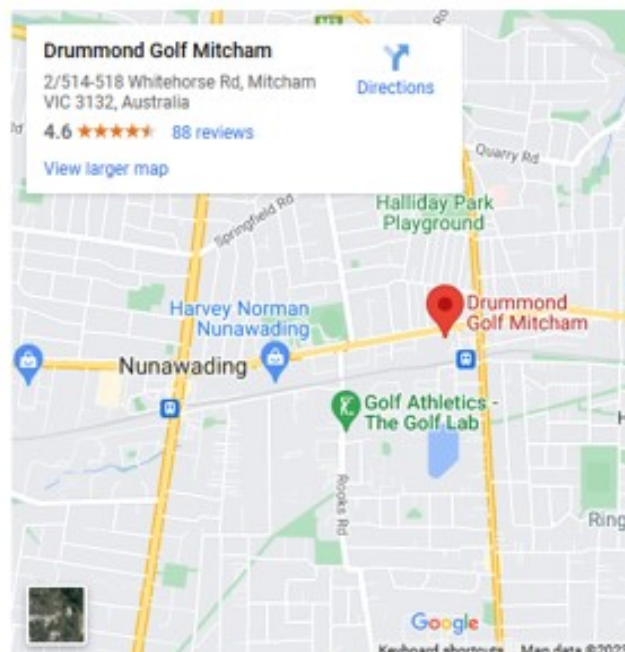
Previous winners at Bay Views

Year	Player	Monthly title No#	Score	Blurb
2022-06	Tony MacIsaac	4	99 (Nett 71)	Bay Views
2021-06	Tony MacIsaac	3	101 (Nett 71)	Bay Views

Some golf course just naturally click with the play style of certain golfers and clearly the symbiotic relationship with Bayviews and Tony MacIsaac can not be doubted. In 2021 Tony shot 101 to claimed his 3rd career title, in 2022 he improved his golf by two strokes, broke the illusive 100 barrier and he was rewarded with another SLP victory to his name. Aided by a solid practice regime from Wednesday to Saturday night Tony found a new groove in his golf game, the result was a further two stroke improvement in his scoring ability and his score on Sunday (97 Nett 70) was 3 strokes clear of his nearest rival. Three wins from 3 starts at Bayviews. Legendary Stuff.

With a \$40 Drummond Golf voucher at his disposal and the wisdom of the rewards for supporting our sponsors there is no doubt Tony will be in shopping at the Mitcham Store in the not too distant future.

MITCHAM DRUMMOND GOLF
FRANCHISEE OWNER : SHAUN ARNST



Results for Bayviews were as follows:

Ranking	1	2	3	4	5	6	7	8	9
Player	Tony Macisaac	Wayne James	Brendan Brewster	Brent Douglas	Stuart Cooper	Thomas Cooper	Shane Cumming	Greg Parsons	Steve O'Sullivan
Score	97	83	107	89	86	97	87	103	83
Handicap	27	10	32	13	10	20	10	26	6
Nett Score	70	73	75	76	76	77	77	77	77
Points	15	14	13	12	11	10	9	8	7
Ranking	10	11	12	13	14	15	16	17	18
Player	Jake Schmidt	Chris Westhead	Steve Dawson	Tom Thorn	Barry Hemsley	Peter Calyvopoulos	Mick Harper	Ron Parsons	Glenn Douglas
Score	99	109	94	98	107	96	86	105	98
Handicap	21	31	16	19	26	15	5	22	15
Nett Score	78	78	78	79	81	81	81	83	83
Points	6	5	4	3	2	1	1	1	1
Ranking	19	20	21	22	23	24	25	26	27
Player	Phil Plane	Graeme Foster	Gerard MacIsaac	Colin Ewart	Dale Robinson	Ben Nichol	Jayden Orger	Rick Turcinovic	Simon Galloway
Score	111	102	89	116	101	106	101	121	115
Handicap	28	19	6	32	16	20	15	34	28
Nett Score	83	83	83	84	85	86	86	87	87
Points	1	1	1	1	1	1	1	1	1
Ranking	28	29	30	31	32	33	34	35	36
Player	Heath McLeod	Newell Richards	Cameron Ross	Todd Neilson	Steve Powne	Tom Thurecht	Mark Fitzpatrick	Zac Harford	
Score	112	107	113	108	107	105	111	111	
Handicap	25	19	25	18	17	13	18	18	
Nett Score	87	88	88	90	90	92	93	93	
Points	1	1	1	1	1	1	1	1	

For those players not familiar with the scoring process, listed below is the format we use in Sunday Leave Pass competitions.

Once all of the players are ranked then the Seasons Championship points are allocated according to the position in the field.

The player in 1st place gets 15 points, 2nd place 14 points, 3rd place 13 points, etc. etc. Any player who completes the round however finishes ranked outside the top 14 and is placed between 15th spot to BeerWench then they are all allocated 1 championship point for attending.

For the benefit of the newcomers or the uneducated we thought it would be a good opportunity to go through the player rankings and point scoring system again.

Sunday Leave Pass competitions are run using Stroke so you need to count every shot that you play and you need to finish every hole. Each player's Nett total score is then calculated by deducting the players handicap from the Gross score. If a player doesn't have an official Sunday Leave Pass handicap, then a temporary played to handicap is allocated on the day using the Callaway handicapping system.

Once the players Nett score is calculated they are ranked from lowest score (Monthly title winner) to highest score. (BeerWench) Where more than one player has the same Nett Score then the place allocations are decided based on a countback system.

The countback is calculated using the total No# of stableford points scored on the back nine holes. In the event that both players had the same score over the 18 holes then the count back.

For the newcomers, we have included a brief description of how the countback system works.

When more than one player has the same Nett Score (such as in the example below from Bayviews) then the place allocations are decided based on a countback system.

The count back system is formulated as the following. *Total number of stableford points scored on the back nine holes.

*In the event that both players have the same stableford score on the back nine it then reverts to the number of stableford points scored on the eighteenth hole. If this is the same then it goes to the 17th hole, 16th hole, 15th hole etc. until a player has a better hole and therefore a higher stableford score than the other.

The table below shows examples of the countback system in action as it occurred at Bayviews to determine place rankings.

Holes		10-18
Anthony	Brent	
Emmerson	Douglas	
86	89	
10	13	
76	76	
+2	+1	
+1	+2	
+1	+3	
+4	+3	
+0	+3	
+3	+1	
+2	+0	
+2	+2	
+0	+2	
+15 pts	+17pts	

In this instance both Brent and Stu had Nett 76 after their handicap was deducted from the Gross Scores. So, we go back to a countback.

In this example Brent wins because he scored 17 stableford points on the back nine Holes (10-18) and Stu is relegated back a place because his back 9 holes only yielded 15 stableford points.

If in the event that the countback, then identifies that both players have had the same stableford points score on the back nine then we go back to the individual holes starting from the 18th hole and compare results until a player had a standout result. In the example shown on the right from this month both Thomas and Cider finished their rounds equal with Nett 77. Then on the back nine holes each also had 16 Stableford points. On the 18th Thomas had a par for 4 stableford points because the hole was ranked 1st hardest. Shane on the other hand made a double bogey for just 1 stableford point. Consequently, Thomas wins the countback and Shane is relegated back to a lower place and gets the lower points on offer.

....PLEASE NOTE THAT THE COUNT BACK IS ON HOLES 10-18 irrespective of whether it is a two-tee start, a normal hit off from the first hole or as in the case of this month at Bayviews where, we hit off both the 1st and 10th holes. It is always the 10th to 18th holes and if one person starts on the 10th hole and the other hits off the first hole then it still remains exactly the same formula.

Holes	10-18
Thomas	Shane
Cooper	Cumming
97	87
20	10
77	77
+1	+2
+2	+3
+1	+2
+1	+3
+2	+1
+1	+2
+1	+1
+3	+1
+4	+1
+16pts	16pts

Although all Sunday Leave Pass rounds are scored as stroke events, we use the stableford scoring system to run a skins competition across the entire field.

Heath Mcleod was the most successful collector of skins this month. He was the only player to score better than nett par on the very difficult long par 4 fifth hole which was playing directly into the wind. Heath had a bogey 5 for three stableford points, giving him the skin jackpot for holes 2-5 holes.

The holes playing into the gale force wind of port Phillip Bay were three most difficult to post a score on. Jayden parred the 16th hole and added to his growing stash off raffle tickets by 3.

The spread of skins was shared evenly amongst the field compared to recent months when one member has taken the majority share. At Bayviews there were 9 unique players who did enough on a hole to beat the other 34 players, a difficult task when you consider the size of the field.

“SKINS” are distributed to those players good enough to win a hole outright. If more than 1 player got the lowest score on a hole it is Jackpotted until an outright winner occurs.


Just a reminder that for every round you play you are automatically awarded a raffle ticket to go towards the end of year raffle, then extra tickets are issued if you wear the official club shirt. Plus, the monthly winner has the option of exchanging the number of balls owed to Raffle tickets for the end of year prize draw as can be any nearest to pin or long drive or other ball prizes.

		Number of skins won	
1	Brendan Brewster	Heath McLeod	x4
2	Jackpot	Jayden Orger	x3
3	Jackpot	Stuart Cooper	x2
4	Jackpot	Tom Thurecht	x2
5	Heath McLeod	Brendan Brewster	x2
6	Cameron Ross	Cam Ross	x1
7	Brendan Brewster	Chris Westhead	x1
8	Chris Westhead	Wayne James	x1
9	Jackpot	Ben Nichol	x1
10	Tom Thurecht		
11	Wayne James		
12	Jackpot		
13	Stuart Cooper		
14	Jackpot		
15	Jackpot		
16	Jayden Orger		
17	Ben Nichol		
18	Jackpot		

The best way to win skins is to convert your GIR hits into birdies and pars. The biggest cardinal sin on the golf course is to play two great shots and set your self up for a good chance at a birdie and then blow it by making a three putt.

This is otherwise known in the golfing lexicon as a “Birdogie.”

According to the dictionary of golf, a “Birdogie” is defined as a player ability to convert a makeable birdie attempt into a bogie by way of 3 putting the green.

Ben Nichol	15th	 <p>The ability to convert a GIR and makeable birdie chance into a bogey or worse via poor putting.</p>	Peter Calyvopoulos	7th & 18th						
Brent Douglas	9th		Newell Richards	7th & 12th						
Colin Ewart	7th		Rick Turcinovic	17th						
Dale Robinson	10th, 11th & 13th		Ron Parsons	15th & 17th						
Stuart Cooper	4th & 6th		Tom Kellythorn	1st, 13th & 17th						
Mick Harper	11th, 16th & 18th		Shane Cumming	17th						
Tom Thurecht	16th & 17th		Todd Neilson	6th & 9th						
Steve Powne	5th & 16th		Jayden Orger	9th & 15th						
Heath McLeod	6th & 14th									
Zac Harford	14th & 17th	<table><tr><td>Thomas Cooper</td><td>7th</td></tr><tr><td>Wayne James</td><td>4th, 17th & 13th</td></tr><tr><td>Chris Westhead</td><td>6th & 7th</td></tr></table>	Thomas Cooper	7th	Wayne James	4th, 17th & 13th	Chris Westhead	6th & 7th	Total GIR Total Birdogies	123 40 32.52%
Thomas Cooper	7th									
Wayne James	4th, 17th & 13th									
Chris Westhead	6th & 7th									

There were 123 birdie putts, 40 of those were Birdogies. Only a few folk who were able to close out the deal and convert a birdie putt. From 123 attempts only 9 golfers were able to catch a tweeter. Wayne James started his round on an absolute tear, he had consecutive birdies on the 11th and 12th holes and he then missed a 6 footer on the par 5 thirteenth hole otherwise he would have had three in a row. Interestingly, this month here were a few golfers who featured on both the birdie list and the Newell list.

We keep track of the birdies made each month and they are recorded for posterity on the website, [Birdies – Sunday Leave Pass](#)

This months inductees included:

Cam Ross	6th Hole Par 3		Stuart Cooper	13th Hole Par 5
Steve O’Sullivan	9th Hole Par 4		Mark Fitzpatrick	15th Hole Par 3
Wayne James	11th Hole Par 3		Newell Richards	15th Hole Par 3
Gerard MacIsaac	12th Hole Par 4		Ben Nichol	17th Hole Par 3
Wayne James	12th Hole Par 4			
			The current tally is BIRDIES :	1409

The par 3 holes were the flavor of the day more than half of the birdies were made on the short one hitters.

Newell, and Cam Ross shared their names on both spectrums of the club archives. They had Birdies and Newell’s on the scorecard.

Evidently it is much easier to score a Newell than it was to make a birdie. Every month the Newell list grows much faster than does the Birdie list. It was a ratio of 9/12 at Bayviews including Newell proving why and how a score of 10 or more came to get it's name. Newell had the most Newell's and also the biggest Newell at Bayviews and with Rick Turcinovic having a rare Newell free round, Mr Richards is edging closer to getting to the top of the rankings for most career Newell's.

Zac Harford, Simon Galloway and Brendan Brewster all had ticked off their Newell's by the time they walked towards their 2nd tee shots. The Par 5 thirteenth hole proved to be the most Newell worthy hole for the day, it accounted for 1/3 of the total number of Newell's scored for the day. Newell, Todd, Tom Thurecht and Cam Ross all accumulated 10 or more shots by way of donating golf balls to the scrub on either side of the fairway.

No one has been able to explain yet how Colin managed to have a Newell on the par 3, 15th hole because it is a wide open short hole where almost everything feeds back to the green making it almost impossible to lose a golf ball. Colin achieved the feat nonetheless and he might just go into the record books as the first and only golfer ever to make double figures on that particular hole.

If you want to check out who else has made a Newell, then you can click on the link to go to the honour board on the website,

[Newell's – Sunday Leave Pass](#)

NEWELL'S		WALL OF SHAME		
Simon Galloway	1st Hole Par 5 (11)		Tom Thurecht	13th Hole Par 5 (11)
Zac Harford	10th Hole Par 4 (10)		Newell Richards	13th Hole Par 5 (12)
Brendan Brewster	10th Hole Par 4 (11)		Cam Ross	13th Hole Par 5 (12)
Newell Richards	11th Hole Par 3(10)		Colin Ewart	15th Hole Par 3 (10)
Zac Harford	12th Hole Par 4 (10)		Brendan Brewster	16th Hole Par 4 (10)
Todd Neilson	13th Hole Par 5 (11)		Heath Mcleod	16th Hole Par 4 (10)
		"A Newell," is a golfing term defined as "A score of 10 or more shots on a single hole."		
			The current Newell tally is	NEWELLS : 1695

Greg Parsons was lucky not to add his name to the Newell list on the 13th hole when his drive from the recessed tee markers popped out next to the 12th green. The guys putting had to duck for cover as his ball made a load plop as it landed just past the green but 30 meters short of the squatters tees. The number 1 ranked SLP was able to recover and scrambled his way home for an 8.



Rick and Fitzy had score cards that looked like they were getting marked by the Romanian judge. The played plenty of holes worthy of a 10 but the best they could come up with was scores of 8's and 9's.



Some days you wish you had of just stayed in bed rather than venture out to the golf course. For Fitzy it has been like that for the last 18 months. Mark was reputed as one of the most consistent and reliable golfers in the SLP group, however for the last couple of seasons he has battled to live up to those lofty standards he had set.

Whether it is his adverse allergy to polyester or the mental demons that come with having a bad round at a golf course, suddenly Fitzy is playing out of sorts. Some might say is just a good player out of luck and that would be a fair assumption especially when he walks down the fairway to discover that a good drive down the fairway had taken a bad bounce and come to rest hard up against a tree.

Fitzy had no luck all day and his score was topped up by the multiple penalties for last balls and unplayable lies that he had to claim when his ball was found in places that no golf ball should ever end up in.



Having said that, Fitzy wasn't the only player to end up in the bush and off the beaten track, what is most disturbing about this lie which Todd Neilson found himself having to deal with was not the position of the golf ball in relation to the tree, but more so the fact that the tree is located in the garden of the carpark some 70 meters from where the golf course fairway is located.

I would suggest if you recognize your car in the background, it might be worth checking the panel work for a golf ball size dint.

Clearly Todd probably should have warmed up before he wound up looking for the big drive. Speaking of big drives, congratulations to Mick Harper who finally beat Jayden and Dawso for the long drive title. The long drive competition was once dominated by the Big Fella however this year it has been slim pickings for him while the short fast fellas have been standing in the spotlight winning every monthly title.

Mick was playing in the first group and he pumped a drive up the 4th fairway and his marker remained unmoved for the rest of the afternoon. Not even Stu Coops flushing a bomb with the assistance of a 90knot tail wind and while standing 4 meters in front of the markers was able to get beyond Micks drive.

Stu absolutely caught every piece of his drive and it was only after the ball came to rest that his playing partners advised him that he had hit off from the tombstones rather than from where the tee markers were positioned. So even giving himself a head start was not enough advantage to dethrone Mick this month.



The reload from the correct tee location was always going to be a null event and not surprisingly, Stu's second attempt disappeared out in to the scrub to join Greg Parsons' golf ball.

Shane Cumming and his group were firing darts at the green, all four of the boys had an easy look at par on this challenging green, however not one of them was able to sink the putt. As was the pattern of the day, two of them managed to have a three putt from where the golf ball was sitting and that included Greg Parsons from the closest proximity to the hole.

Any down hill putts were a challenge, even Big Mick managed to four putt the 11th green despite hitting his 7 iron to 10 feet from the pin. There were only two golfers who found the concept of putting anything but difficult and those two guys were Wayne James and Gerard Maclsaac.

Both boys got around the course in Sub 30 putts which is an incredible effort considering the average putts for the day was 38.12 per person. Theoretically that gave them a 9 shot head start on the rest of the field. Rick and Newell did their part to boost the putting average by knocking about with the flat stick 44 times. One third of the group (12players) racked up 40 putts or more whereas only 7 golfers had less than 36 putts for the 18 hole round.

A couple of the best putts for the day didn't actually register in the putting statistics because they were not hit from on the short grass, however they are still worth a mention. When both Fitzy and Heath McLeod under clubbed their approach to the par 3 third hole by about 50 meters they were left with a decision on how to go about playing the next shot. The hole runs down hill all of the way to the green however a lofted club would have been hit at the mercy of the blustery head wind.

The putter was chosen as the weapon of choice and what a decision that proved to be. Fitzy played first and his ball rolled straight at the hole, the ball lipped out and came to rest 3 meters past the pin on the back edge of the green. Backed by the inside knowledge gathered by watching the speed and direction that Marks ball took, Heath was able to set up with confidence and he hit his ball a little softer allowing for the gradient and gravity to control the speed of the ball. It was a perfect 50 meter putt and the ball came to rest within tap in range for a rare par with a one putt green.

There were some miracle shots which deserve a mention. Wayne James chipped in for a par on the 2nd green, a hole which averaged more than 2.7 putts per player.

Fitzy had his only glory moment on the par 3 fourteenth hole. His tee shot was near perfect but ran off the back of the green, however undeterred he called a chip in before he struck the shot and to his credit the ball dropped straight down into the bottom of the cup. Poor Brendan Brewster was in so much shock from seeing the ball get holed that he missed his own birdie putt despite it being from less than 6 feet away from where Marks ball had come to rest.

Cam Ross joined the noner club with a hole out for bogey from 30 meters away. Gerard Maclsaac used his putter efficiently for the entire 18 holes although he left it in the bag on the 15th hole because it was not required after he chipped a sneaky little 7 iron from the fringe of the green and his Titleist disappeared into the cup.

SOS was the only player to make a birdie on the 9th hole, many golfers hit the green in regulation but were not able to convert the putt into a tweeter. SOS never had to worry about the tricky green and difficult pin position, because he holed his 3rd shot with a wedge from the side of the fringe grass.

After 2 months in a row of diabolical weather conditions and some pretty savage scores, you could be forgiven for expecting a little bit of generosity from the handicapper. It was not the case however, from 35 participants of which only 1 player registered a score at par or better and only 7 handicaps were adjusted outwardly. The biggest boost to a players handicap index was 0.3 strokes and the beneficiaries of that gift included: Colin, Mick and Newell. Ronnie Parsons was the outlier who managed to gain an extra full stroke for Devils Bend round and Gerard, Ben & Phil Plane got 10 percent of the handicap adjustment that Ron was awarded.

It is one thing to be given a full shot advantage for the upcoming month, but you can imagine the distress and grief Graeme Foster is going to feel when he realizes that his handicap has just been slashed from 19.7 to 10.3 despite him only scoring Nett 83 off the inflated handicap index. Evidently, it was just Graeme who received the wrath of the handicapper.

A constant run of good form has seen Greg Parson come in a further 0.3 strokes, and it is well and truly justified to see Thomas and Brent Douglas's handicaps getting whittled away. With his victorious score Tony MacIsaac gets to say good bye to 0.8 of a stroke, Dawson lost nearly as much and Wayne James came in a full 1/2 stroke for his 2nd runner up title in season 2023.

HANDICAPS

Player:	New Handicap	Was	H/Cap Change		Player:	New Handicap	Was	H/Cap Change
Adam Cooper	17.8	17.8			Mark Sfiligoj	18.2	18.2	
Andrew Clarke	14.7	14.7			Mick Harper	7.9	7.6	0.3
Anthony Emmerson	13.7	13.7			Newell Richards	20.6	20.3	0.3
Barry Hemsley	26.4	26.4	0		Peter Calyopoulos	16.3	16.3	0
Ben Nichol	20.6	20.5	0.1		Peter McArthur	12.9	12.9	
Ben Hall		1 Rd Rq'd			Phil Plane	27.9	27.8	0.1
Bo Cartwright		3 Rd Rq'd			Rick Turcinovic	33	33	0
Brendan Brewster	Callaway 32	1 Rd Rq'd			Rick Smith			
Brent Douglas	14.8	14.9	-0.1		Ron Parsons	23.8	22.8	1
Cam Douglas	22.1	22.1			Shane Cumming	11.2	11.5	-0.3
Cameron Ross	25.4	25.4	0		Simon Galloway	27.7	27.7	0
Chris Sfiligoj	23.8	23.8			Steve Dawson	16.4	17.1	-0.7
Chris Westhead	30.8	31	-0.2		Steve O'Sullivan	8	8	0
Colin Ewart	32.3	32	0.3		Steve Powne	18	18	0
Dale Robinson	16.9	16.9	0		Stuart Cooper	11.3	11.3	0
David Burns	24.6	24.6			Thomas Cooper	20.4	20.5	-0.1
Gerard MacIsaac	8.3	8.2	0.1		Tim Emmerson	20.4	20.4	
Glenn Douglas	16.7	16.7	0		Todd Neilson	18.8	18.8	0
Graeme Foster	10.3	New h/Cap	-9.4		Tom Thorn	19.7	19.7	0
Greg Parsons	25.8	26.1	-0.3		Tom Thurecht	14.7	14.7	0
Heath McLeod	25.6	25.6	0		Tony MacIsaac	26.4	27.2	0.8
Jake Schmidt	22.1	22.1	0		Trevor Kershaw			
Jamie Brunton	23.5	23.5			Warren Perrett	24.1	24.1	
Jaxon Fitzpatrick	30	30			Wayne James	11.6	12.1	0.5
Jayden Orger	16.6	16.6	0		Zac Harford	18.6	18.6	0
Mark Fitzpatrick	18.9	18.9	0					

As a new member of the Social Club the Callaway Handicapping system is used to give the player a daily played to handicap for the first couple of rounds. Once they have played 3 rounds, they are given a temporary club handicap using the original AGU handicapping system. After 5 rounds they are then switched across to the current slope handicapping system.

Even if a player has an official golf link, as a matter of consistency we still use the Callaway system to calculate a daily handicap.

For those people interested in the mechanics of the handicapping system it can be best explained as the following.

How to calculate a GA Handicap

To calculate a player's GA Handicap:

- you must firstly identify the player's most recent 20 scores,
- you then determine the 'Played To' value for each of these scores,
- you average the best 8 'Played To' values,
- and finally you multiply this average by 0.93. The resultant figure (to one decimal place) is the player's GA Handicap.

* If a player's handicap record contains a lesser number than 20 scores, the number of scores used to calculate the player's handicap is as listed in the table below.

* There is no requirement for a player's most recent 20 scores to have been returned within a specific timeframe. For example, the most recent 20 scores may span a period of three years or they may span a period of three months.

* Once a player's handicap record contains 20 scores, the next score they return will result in the oldest of the existing 20 scores being removed (to be

Even if a player has an official golf link, as a matter of consistency we still use the Callaway system to calculate a daily handicap.

Score					Deduct
68	69	70	71	72	0.0 Scratch, no adjustment
73	74	75			0.5 worst holes & adjustment
76	77	78	79	80	1.0 worst holes & adjustment
81	82	83	84	85	1.5 worst holes & adjustment
86	87	88	89	90	2.0 worst holes & adjustment
91	92	93	94	95	2.5 worst holes & adjustment
96	97	98	99	100	3.0 worst holes & adjustment
101	102	103	104	105	3.5 worst holes & adjustment
106	107	108	109	110	4.0 worst holes & adjustment
111	112	113	114	115	4.5 worst holes & adjustment
116	117	118	119	120	5.0 worst holes & adjustment
121	122	123	124	125	5.5 worst holes & adjustment
126	127	128	129	130	6.0 worst holes & adjustment

Adjustment					
-2	-1	0	1	2	Add or Deduct from Handicap

This system is used for determining fair allowances for social golf events that attract novices or occasional golfers. A player's Callaway handicap is determined after each round by deducting from his/her 18-hole gross score the scores of the worst individual holes during the first 16 holes of the round.

In the computation of handicaps under this system:

- No hole may be scored at more than twice its par,
- half strokes count as a whole,
- the 17th and 18th holes are never deducted,

For example, if a player scores 99 on the day their handicap would be calculated as the sum total of their (3 worst holes) +1

If a player scores 82 on the day their handicap would be calculated as the sum total of their (worst + ½ the 2nd worst hole) -1

If a player scores 120 on the day their handicap would be calculated as the sum total of their (five worst holes) +2

Brendan Brewster was able to ride the wave of the Callaway handicapping system. Brendan was able to produce a string of great holes together, he posted a career best 6 pars and that combined with a couple of Newell's at the bad end of the scoreboard meant he was given a pretty generous handicap (32). This saw him rise through the ranks and he ultimately finished in 3rd place for the week, earning him 13 championship points and a significant boost on the FedEx leaderboard.

The graphic below gives a graphic of how the Callaway handicap was formulated using Brendan's scores at Bayviews.

Hole	Par	Score	Brendan Brewster		Course:	Bayview										No#Holes	Worst	2nd	3rd	4th	Adj	H/Cap
1	5	5																				
2	4	6																				
3	3	3		Sorted																		
4	5	9	5	3																		
5	4	7	6	3																		
6	3	3	9	4																		
7	4	4	7	4																		
8	4	8	3	5																		
9	4	4	4	5																		
10	4	11	8	5																		
11	3	5	4	6																		
12	4	8	8	7																		
13	5	7	5	7																		
14	4	5	8	8																		
15	3	3	7	8																		
16	4 x2	10 = 8	5	8																		
17	3	4	3	8																		
18	4	5	8	9																		
Gross		107	-	-	Clear Scores	-2	-1	0	1	2	Add or Deduct from Handicap											
*Handicap		32.0	-	-																		
Net Score		75																				
CALLAWAY HANDICAP SYSTEM - for handicapping the unhandicapped.																						
* Calculated Callway Handicap																						

After 3 rounds all golfers will be allocated a temporary handicap using the old AGU handicapping formula and then after 5 rounds they are elevated onto the official Slope handicapping system which was use thereafter for all club competitions.

Full Technical Procedure for Calculating a GA Handicap STEP 1 – Use the table below to determine the number of scores to be included in the GA Handicap calculation:

Number of Scores in Player's Handicap Record	Scores to be Used in the Calculation
5 to 6	Best/Lowest 1
7 or 8	Best/Lowest 2
9 or 10	Best/Lowest 3
11 or 12	Best/Lowest 4
13 or 14	Best/Lowest 5
15 or 16	Best/Lowest 6
17 or 18	Best/Lowest 7
19 or 20	Best/Lowest 8


Note: When the handicap record contains more than 20 scores, the GA Handicap calculation uses the best 8 of the player's most recent 20 scores.

Even if a player has an official golf link, as a matter of consistency we still use the Callaway system to calculate a daily handicap.

Graeme Foster was switched across to the slope system this month and consequently his handicap received a severe slashing. This was because his starting handicap is calculated from his best score from the five cards he has submitted. 84 at Gardiners Run is far removed from his career average of 96.60 strokes per round, so it might just take a few more months before his new handicap starts to stabilize and eventually he finds a playable balance. The more rounds a golfer plays the more accurately the handicap reflects their average scores. Once 20 rounds have been achieved the slope handicap modelling is operating at optimal efficiency.

Winners are grinners, and this months other Novelty Prizes were claimed by the following players,

Longest Putt Wayne James (362cm) (Golf Ball)



How it works

The first group place a marker on the green at the point where the ball was located when the ball was first holed. The intention is then to see who manages to sink the longest putt on that hole. Over the duration of the day. The marker moves further and farther back and around the green as we drop in those 8' and 10' footers for par, bogey, double bogey or even a Newell.

This month the prize was won by: Wayne James who will be eligible to compete in the putt off on the golf trip .

Winners of Longest holed Putt	May (Colin Ewart) 370cm	Sep (TBA) cm
Jan (Newell Richards) 805cm.	May (2) (Tom Thurecht) 157cm	Oct (TBA) cm
Feb (Chris Sfiligoj) 340cm	Jun (Wayne James) 362cm	Nov (TBA) cm
Mar (Colin Ewart) 333cm	Jul (TBA) cm	
Apr (Colin Ewart) 530cm	Aug (TBA) cm	

This year we have decided to try to keep a record of the winning distances for the longest drive competition, we might even incorporate a few extra trophies and a long drive play off on the golf trip just to spice things up a bit. Steve Dawson is currently holding the longest long drive and at 330 meters so it might just take something special to knock him off.

We will need someone in the group to measure the longest drive distance back to the tee and write it on the marker along with the persons name. In this day and age there is always someone in each group who has either a watch with distance measuring capacity or a rangefinder to calculate the distance of a drive.

Winners of Longest drive	May (Tom Thurecht) 252m	Sep (TBA) cm
Jan (Jayden Orger) 277m.	May (2) (Jayden Orger) 205m	Oct (TBA) cm
Feb (Steve Dawson) 330m	Jun (Mick Harper) 225m	Nov (TBA) cm
Mar (Zac Harford) 224m	Jul (TBA) cm	
Apr (Steve Dawson) 270m	Aug (TBA) cm	

Reminder

The ball must be clearly on the CUT surface of the green or fair-way to win NTP or longest drive. If it is not on the fairway it doesn't count.

Nearest to the pin prizes were won by:

- 3rd Hole** Brendan Brewster (Golf Ball)
- 6th Hole** Jayden Orger (Raffle Ticket)
- 11th Hole** Wayne James (Golf Ball)
- 15th Hole** Newell Richards (Raffle Ticket)
- 17th Hole** Thomas Cooper (Golf Ball)
- Nearest to Pin 2nd Shot** Mick Harper (Raffle Ticket)
- Longest Drive** Mick Harper 225 meters (Raffle Ticket)
- Longest Putt** Wayne James 362cm (Golf Ball)

NTP WINNERS

LONGEST DRIVE



Despite his best efforts Greg Parsons fell short of winning the longest drive crown. He swung so hard that his golf ball disappeared into the houses alongside the 4th fairway, and the sum total of his initial stroke and his provisional was still short of Micks one drive.

Although he fell short of the long drive mark, Greg Parsons continues to stamp his presence upon the competition. This month he produced yet another top 10 finish which sees him maintaining a stranglehold on the SLP club ranking as the No #1 golfer in the social club. Greg is flying this season, he has never looked back since he dropped in to see our Sponsors at Drummond Golf and purchased a new set of golf clubs.



Greg was not the only member of the Parsons family who was roaring around the Bayviews Golf Course on Sunday. Todd Neilson says it was hard for him to concentrate on his golf game, because all he could think of was the uncanny doppelganger Ronnie Parsons is to Todd's favourite Mario carts arcade game character, Bowser.



Although Ronnie failed to race to a spot on the podium, in fact he was one of the 20 guys who missed the cut and therefore only received the single point for turning up, he still managed to prove himself to be a better driver than Gerard MacIsaac. Ronnie has the benefit of experience when it comes to rallying around the golf course because he takes his BYO golf cart everywhere he goes.

G-Mac on the other hand is quite new to the game and it showed on Sunday when he suddenly found himself entangled in the GUR safety lines that had been set up around the wet areas of the fairway. Gerard claims the golf carts were all right hand drive and since he has spent his entire golfing career driving left handed that is the reason why he got knotted in the greenskeepers trap. Evidently Gerard drove too close to the GUR area and the rope got caught up in the rear wheel and bumper bar. What made things worse was that he did not realize it had happened and he continued to drive on. Before he knew it he had knocked out a stretch of more than 40 meters worth of wooden pickets and rope line which were towing behind his cart. Perhaps Gerard misinterpreted what was meant when we declared we were embarking on a knockout competition during the Bayviews round.



Memorial Shield

Match play Stableford knockout competition.



This month saw the first round of the new SLP match play board event. Two players were pitted head to head against each other, the winner advancing to round 2, the loser getting eliminated from the competition. To win a player needed to win more individual holes against their rival based on stableford score. The graphic below shows the outcome of each hole and the ultimate winners.

Tom Thorn VS Cameron Ross	Wayne James VS Colin Ewart	Heath McLeod VS Stuart Cooper	Mick Harper VS Steve Osullivan	Gerard Macisaac VS Brent Douglas	Thomas Cooper VS Zac Harford	Jake Schmidt VS Jayden Orger	Tony Macisaac VS Trevor Kershaw	Rick Turcinovic VS Ben Nichol
Tom Thorn	Colin Ewart	HALF	HALF	HALF	Thomas Cooper	Jayden Orger	Tony Macisaac	Ben Nichol
HALF	Wayne James	Heath McLeod	HALF	HALF	Thomas Cooper	Jake Schmidt	Tony Macisaac	Ben Nichol
Cameron Ross	Wayne James	HALF	HALF	HALF	Zac Harford	Jake Schmidt	Tony Macisaac	Ben Nichol
Tom Thorn	HALF	Stuart Cooper	HALF	Brent Douglas	Thomas Cooper	Jayden Orger	Tony Macisaac	Rick Turcinovic
HALF	Wayne James	Heath McLeod	Mick Harper	HALF	Thomas Cooper	Jake Schmidt	Tony Macisaac	Rick Turcinovic
Cameron Ross	HALF	Heath McLeod	HALF	Brent Douglas	Zac Harford	HALF	Tony Macisaac	HALF
Cameron Ross	Colin Ewart	Stuart Cooper	Mick Harper	Gerard Macisaac	HALF	Jake Schmidt	Tony Macisaac	Rick Turcinovic
Cameron Ross	Wayne James	HALF	Mick Harper	Gerard Macisaac	HALF	Jake Schmidt	Tony Macisaac	HALF
Cameron Ross	Wayne James	Stuart Cooper	Steve Osullivan	HALF	HALF	Jayden Orger	Tony Macisaac	Ben Nichol
HALF	Wayne James	Stuart Cooper	HALF	Brent Douglas	Thomas Cooper	HALF	Tony Macisaac	Rick Turcinovic
Tom Thorn	Wayne James	HALF	Steve Osullivan	Brent Douglas	HALF	HALF	Tony Macisaac	Rick Turcinovic
Tom Thorn	HALF	Heath McLeod	Mick Harper	HALF	Thomas Cooper	Jake Schmidt	Tony Macisaac	Rick Turcinovic
Tom Thorn	Wayne James	Stuart Cooper	Steve Osullivan	Brent Douglas	Thomas Cooper	Jake Schmidt	Tony Macisaac	HALF
HALF	Colin Ewart	Heath McLeod	HALF	Brent Douglas	HALF	Jake Schmidt	Tony Macisaac	HALF
HALF	Wayne James	Stuart Cooper	Steve Osullivan	Brent Douglas	Thomas Cooper	Jayden Orger	Tony Macisaac	Ben Nichol
Tom Thorn	Wayne James	Stuart Cooper	HALF	HALF	HALF	Jayden Orger	Tony Macisaac	HALF
Cameron Ross	Colin Ewart	Stuart Cooper	Steve Osullivan	HALF	Thomas Cooper	Jake Schmidt	Tony Macisaac	Ben Nichol
Tom Thorn	Wayne James	Heath McLeod	Steve Osullivan	Brent Douglas	Thomas Cooper	Jake Schmidt	Tony Macisaac	Ben Nichol
6	11	6	4	2	10	10	18	6
6	4	8	6	8	2	5	0	7
0	7	-2	-2	-6	8	5	18	-1
6.000003	11.0000033	6.0000025	4.0000026	2.0000023	10.0000032	10.0000029	18.0000037	6.0000022
6.0000026	4.0000026	8.0000031	6.0000029	8.000003	2.000002	5.0000022	0	7.0000024
Tom Thorn	Wayne James	Stuart Cooper	Steve Osullivan	Brent Douglas	Thomas Cooper	Jake Schmidt	Tony Macisaac	Ben Nichol



Peter Calyvpoulos Vs Todd Neilson	Steve Dawson Vs Chris Westhead	Dale Robinson Vs Phil Plane	Ron Parsons Vs Steve Powne	Graeme Foster Vs Glenn Douglas	Newell Richards Vs Barry Hemsley	Brendan Brewster Vs Mark Fitzpatrick	Tom Thurecht Vs Greg Parsons	Shane Cumming Vs Simon Galloway
Peter Calyvpoulos	Steve Dawson	Dale Robinson	Ron Parsons	HALF	Newell Richards	Brendan Brewster	Greg Parsons	Shane Cumming
Peter Calyvpoulos	Chris Westhead	Phil Plane	Ron Parsons	HALF	Barry Hemsley	Brendan Brewster	Greg Parsons	Simon Galloway
HALF	HALF	HALF	Ron Parsons	Graeme Foster	Barry Hemsley	Brendan Brewster	HALF	Simon Galloway
Peter Calyvpoulos	Chris Westhead	Phil Plane	Steve Powne	HALF	Barry Hemsley	HALF	Greg Parsons	Simon Galloway
Peter Calyvpoulos	Chris Westhead	Phil Plane	Steve Powne	Graeme Foster	HALF	Mark Fitzpatrick	Tom Thurecht	HALF
Todd Neilson	HALF	HALF	Ron Parsons	HALF	HALF	Brendan Brewster	Greg Parsons	Simon Galloway
Todd Neilson	Chris Westhead	Dale Robinson	HALF	Graeme Foster	Newell Richards	Brendan Brewster	HALF	Simon Galloway
HALF	Chris Westhead	Dale Robinson	HALF	HALF	Newell Richards	Mark Fitzpatrick	Greg Parsons	HALF
Todd Neilson	Steve Dawson	Dale Robinson	HALF	Graeme Foster	HALF	Brendan Brewster	Greg Parsons	Shane Cumming
HALF	Chris Westhead	Dale Robinson	Ron Parsons	Graeme Foster	HALF	HALF	Tom Thurecht	Shane Cumming
Todd Neilson	HALF	Dale Robinson	Ron Parsons	Graeme Foster	Barry Hemsley	Brendan Brewster	HALF	Shane Cumming
Peter Calyvpoulos	Steve Dawson	Phil Plane	Ron Parsons	Glenn Douglas	Newell Richards	HALF	Tom Thurecht	Shane Cumming
Peter Calyvpoulos	Steve Dawson	Dale Robinson	Ron Parsons	Glenn Douglas	Barry Hemsley	Brendan Brewster	Greg Parsons	Simon Galloway
HALF	Steve Dawson	Phil Plane	HALF	Glenn Douglas	Barry Hemsley	HALF	Greg Parsons	Simon Galloway
Peter Calyvpoulos	Chris Westhead	Phil Plane	Ron Parsons	Glenn Douglas	Newell Richards	Mark Fitzpatrick	HALF	Shane Cumming
Peter Calyvpoulos	HALF	Phil Plane	Steve Powne	HALF	Barry Hemsley	HALF	HALF	Shane Cumming
Todd Neilson	Steve Dawson	Phil Plane	HALF	HALF	Barry Hemsley	Brendan Brewster	HALF	Shane Cumming
Peter Calyvpoulos	Chris Westhead	HALF	HALF	Graeme Foster	Newell Richards	HALF	Greg Parsons	Simon Galloway
8	6	7	9	7	6	9	3	9
5	8	8	3	4	7	3	9	7
3	-2	-1	6	3	-1	6	-6	2
8.0000026	6.0000028	7.0000023	9.0000028	7.0000028	6.0000029	9.0000036	3.0000021	9.0000029
5.0000022	8.000003	8.0000025	3.0000018	4.0000024	7.0000029	3.000002	9.0000032	7.0000025
Peter Calyvpoulos	Chris Westhead	Phil Plane	Ron Parsons	Graeme Foster	Barry Hemsley	Brendan Brewster	Greg Parsons	Shane Cumming

Thomas Cooper remains at the top of the annual points leaderboard and he even extended a point on Greg Parsons . Despite a poor showing at Bayviews Zac Harford still sits in 3rd place although he was joined by Stu Coops who is planning at late charge at the championship points in the back end of the season. A victory is the surest way to jump your name up the ladder, Tony MacIsaac moved up 10 positions this month after he pocketed the 15 points that are awarded for a SLP crown. There are still 5 rounds to go in season 2023 so there is bound to be plenty more movement up and down the points leaderboard.

We have had nearly 50 unique players this season and there are still some regular players from previous seasons who are yet to make an appearance. As the colder months kick in, it will be the die hards and lunatics who make up the field each month, however it is important to remember that the points are only awarded for when you play and there is no allowance made to compensate those who miss a month. The winner is the player with the most points no matter how many games played.

Place Standings for 2023:

Ranking	Player	Rounds	Points	Ranking	Player	Rounds	Points
1	Thomas Cooper	7	65	25	Dale Robinson	5	17
2	Greg Parsons	6	53	26	Newell Richards	5	15
3	Zac Harford	6	50	27	Brendan Brewster	2	15
4	Stuart Cooper	7	50	28	Anthony Emmerson	1	14
5	Wayne James	5	48	29	Peter Calyvopoulos	2	13
6	Brent Douglas	6	48	30	Trevor Kershaw	1	12
7	Simon Galloway	5	44	31	Jake Schmidt	3	12
8	Tony MacIsaac	5	34	32	Tom Thorn	3	11
9	Ron Parsons	7	32	33	Shane Cumming	3	11
10	Peter McArthur	6	28	34	Ben Nichol	5	11
11	Steve Dawson	5	27	35	Ben Hall	1	9
12	Andrew Clarke	4	26	36	Barry Hemsley	6	7
13	Colin Ewart	6	25	37	Steve Powne	6	6
14	Rick Turcinovic	6	23	38	Adam Cooper	2	5
15	Glenn Douglas	4	23	39	Graeme Foster	3	3
16	Heath McLeod	4	22	40	Rick Smith	2	2
17	Phil Plane	4	22	41	Mark Fitzpatrick	2	2
18	Mick Harper	6	21	42	Gerard MacIsaac	2	2
19	Steve Osullivan	5	20	43	David Burns	1	2
20	Todd Neilson	5	18	44	Jaxon Fitzpatrick	1	1
21	Tom Thurecht	6	18	45	Cameron Ross	1	1
22	Chris Westhead	4	18	46	Warren Perrett	1	1
23	Jayden Orger	6	17	47	Robert Underwood	1	1
24	Jamie Brunton	3	17	48	Mark Sfiligoj	1	1

2022 Points Champ



DG drummond golf
AUSTRALIA'S BIGGEST

BIG SWING GOLF

The 2023 season is sponsored by Drummond Golf Mitcham

Golf Balls and prizes are owed to the following people:

Tony MacIsaac \$40 Drummond voucher Winner at Bayviews

Heath McLeod NTP 2nd Hole Centenary Park Golf ball Brendan Brewster NTP 3rd Hole Bayviews Golf ball

A special thanks to Colin and Barry who, as always did a great job of cooking the BBQ, there was no better place to be than standing in front of the BBQ hotplate so for the first time ever they were inundated with volunteers offering to help out. While the boys were cooking the burgers and snags, Todd Neilson was able to capitalize on the massive turn out and he pulled out the champion of champions jacket and got busy cashing in on some free drinks by tapping a few guys on the shoulder.

TODDS CHAMPION OF CHAMPIONS HIT LIST.

Player Name	Rounds	Player Name	Rounds	Player Name	Rounds
Adam Cooper	1	Grant Kelly	1	Ron Parsons	Paid
Andrew Clarke	7	Greg Parsons	Paid	Shane Cumming	Paid
Anthony Emmerson	7	Greg Spence	2	Shaun Kiep	
Barry Hemsley	10	Jake Schmidt	7	Simon Galloway	Paid
Ben Nichol	8	Jamie Brunton	Paid	Steve Dawson	12
Brent Douglas	5	Jason Fitzpatrick	9	Steve O'sullivan	Paid
Cam Douglas	4	Jayden Orger	6	Steve Powne	11
Cameron Ross	3	Leigh MacIsaac	2	Stuart Cooper	13
Chris Sfiligoj	7	Mark Fitzpatrick	Paid	Thomas Cooper	9
Chris Westhead	9	Mark Sfiligoj	Paid	Tim Emmerson	5
Colin Ewart	8	Nick Harper	Paid	Todd Neilson	9
Dale Robinson	Paid	Newell Richards	8	Tom Harold	1
David Barnes	4	Peter Calyopoulos	5	Tom Thorn	Paid
David Page	1	Peter Harold	1	Tony MacIsaac	5
Duan Robinson	2	Peter McArthur	6	Warren Perrett	1
Gerard MacIsaac	7	Phil Plane	11	Wayne James	Paid
Glenn Douglas	8	Rick Turcinovic	10		
Graeme Foster	2	Robert Underwood	3		

2022 Champion of Champions

Winner of the blue Jacket and all of its powers for 2023.

For those who have forgotten about the powers bestowed on the Blue Jacket; here is a reminder of how it works.

As the Champion of Champions a player is able to ask any Sunday Leave Pass member to buy him a drink, it is limited to only receiving one drink per member (beer or soft) over the entire year and it can only be done so, if he is wearing the Champion of Champion jacket at the time. This of course does not include new members who did not play at least one or more rounds in season 2022, but not exclusive to those who attended the golf trip. So, if he manages himself correctly, he should be looking at up to 51 free beers or soft drinks over the next 12 months. Now, that is a prize worth aspiring for.

The other condition is that the player must be the one who consumes the drink, he cannot use his power to buy beverages for anyone else. There is also a catch where, if the wearer of the blue jacket asks someone who has previously shouted him a drink, then he must immediately buy them a drink instead. The Champion of champions can also kick in the balance of \$2 per shout to upgrade his beer to bourbons if he prefers to.

Remember that the Champ must be wearing the jacket, He must continue to wear the jacket while he is drinking. If it is too hot to wear the Champion of Champions jacket, that is OK, just choose not to wear it and then you are not eligible for a free drink. All purchased drinks are to be opened so they cannot be taken home for future consumption or to give to dinner guests or visitors. A traveller for the drive home is also OK, so long as it is opened, and the jacket wearer is the one who drinks it.

Remember: In order, to qualify as the Champion of Champions a member just needs to win a monthly title. All of the winners from the monthly championships who are attending the golf trip will then play off for the title based on total accumulated stableford points from 9x Randomly selected holes. The Winner is the person with the most points over those 9 nominated holes, and in the event of a tie then a Countback to determine the winner applies.

NOTE: The Winner of the December title is also eligible to win the competition however they only get to count their scores by using only 8 Randomly selected holes.

Monthly winners eligible for Champion of Champions playoff in 2023

January (**Thomas Cooper**) 90 Nett [66]. February (**Peter MacArthur**) 82Nett [68] March (**Greg Parsons**) 93Nett [69], April (**Andrew Clarke**) 75Nett [64], May (**Zac Harford**) 87 Nett [69], May 2 (**Brent Douglas**) 88 Nett [72], June (**Tony MacIsaac**) 97 Nett [70], July (**TBA**) ?? Nett [??], August (**TBA**) ?? Nett [??], September (**TBA**) ?? Nett [??], October (**TBA**) ?? Nett [??], November (**TBA**) ?? Nett [??], December (?????????)

Monthly winners eligible for Beer Wench of Beer Wenches playoff in 2023

January (**Glenn Douglas**) 100 Nett [84]. February (**Newell Richards**) 105 Nett [85], March (**Steve Powne**) 117 Nett [90] April (**Colin Ewart**) 113 Nett [87], May (**Barry Hemsley**) 113 Nett [89], May 2 (**Tom Thurecht**) 114 Nett [93], June (**Zac Harford**) 111 Nett [93], July (**TBA**) ?? Nett [??], August (**TBA**) ?? Nett [??], September (**TBA**) ?? Nett [??], October (**TBA**) ?? Nett [??], November (**TBA**) ?? Nett [??], December (?????????)



[YES I want to take part in the golf trip this year](#)

[No I will not be going on golf](#)

GOLF TRIP CONFIRMATION STATUS

Shepparton 8th-10th December **Cost is \$395**

Adam Cooper	UNKNOWN				
Andrew Clarke	YES	Paid \$50	Peter McArthur	YES	
Anthony Emmerson	NO		Phil Plane	YES	
Barry Hemsley	YES	Paid \$295	Rick Smith	UNKNOWN	
Ben Nichol	NO		Rick Turcinovic	YES	Paid \$205
Bo Cartwright	UNKNOWN		Ben Hall	UNKNOWN	
Brent Douglas	YES		Rob Underwood	NO	
Brendan Brewster	UNKNOWN		Ron Parsons	UNKNOWN	
Cameron Ross	UNKNOWN		Shane Cumming	YES	Paid \$395
Chris Sfiligoj	NO		Simon Galloway	YES	
Chris Westhead	YES		Steve Dawson	YES	
Colin Ewart	YES	Paid \$385	Steve O'Sullivan	YES	Paid \$395
Dale Robinson	UNKNOWN		Steve Powne	YES	
David Burns	YES		Stuart Cooper	YES	Paid \$50
Gerard MacIsaac	YES		Thomas Cooper	YES	Paid \$50
Glenn Douglas	YES		Tim Emmerson	NO	
Greg Parsons	YES	Paid \$395	Todd Neilson	UNKNOWN	
Jake Schmidt	UNKNOWN		Tom Kellythorn	NO	
Jamie Brunton	YES		Tom Thurecht	NO	
Jayden Orger	YES	Paid \$205	Tony Macisaac	YES	Paid \$55
Jaxon Fitzpatrick	YES	Paid \$395	Trevor Kershaw	UNKNOWN	
Mark Fitzpatrick	YES	Paid \$395	Warren Perrett	NO	
Mark Sfiligoj	YES		Wayne James	NO	
Mick Harper	YES	Paid \$195	Zac Harford	NO	
Newell Richards	YES	Paid \$195			
Peter Calyvpoulos	YES				

[YES I want to take part in the golf trip this year](#)

[No I will not be going on golf](#)

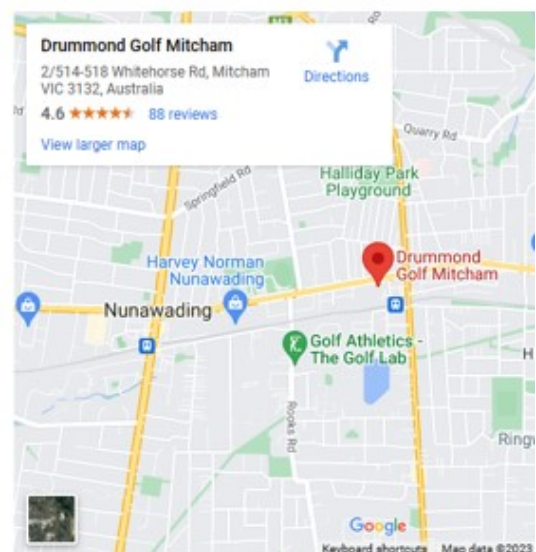

2023 Fixture

Golf Course & How to get there Directions	Date	Melways Ref	Website links
Devil Bend	30th July 8-04am		www.devilbendgolf.com.au
Werribee Park	27th August 9-15am	259 B 4	www.werribeepark.com.au
Ringwood	24th September 9-05am	63 F 2	www.ringwoodgolfclub.com.au
Churchill Park	29th October 7-30am	82 C12	www.churchillparkgolf.com.au
Yarra Bend	19th November 8-00am		https://yarrabendgolf.com
Shepparton Golf Club	8th – 10th December		www.sheppartongolf.net.au

To notify us of your status click on one of the following links **YES** **or** **NO** **or email**
direct to studaydream@gmail.com



This year we are welcoming a new major sponsor to the mix. Drummond golf Mitcham will become our new monthly sponsor. They have upped the ante and have offered \$30 prize voucher for the monthly winner. Most of our members are already Drummond members, as the club signed you up as lifetime members a few years back however if you are not a Drummond Club member let us know and we will arrange to get you in the system and this way you can also reap the rewards of the savings and deals that a Drummond Club membership brings with it.

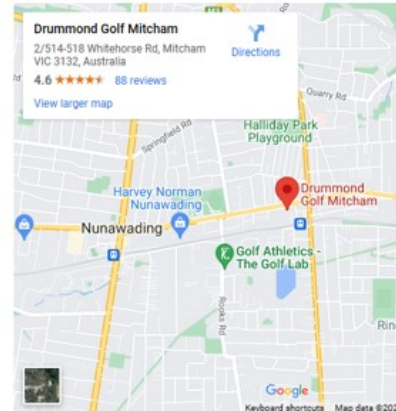


With the addition of our Drummond Golf sponsorship comes access to the Big Swing simulators. We will be scheduling a couple of SLP social nights into the calendar so make sure you try to get involved in those events when they are held.

Many of our members have already capitalized and made their recent golf purchases at Drummonds.

Sponsors Page

Major Sponsor




I am not sure if it is coincidence or not however it should be noted that the folks who are shopping at Drummond Golf seem to be cashing in on all of the prizes.

- Peter MacArthur bought a new rangefinder in December and he won in February
- Greg Parsons bought a new set of Wilson irons in February and he won in March.
- Tony MacIsaac bought a practice net and he won in June.

There certainly seems to be a common theme to who is getting the rewards, I will be certainly contemplating going there at some stage in the next few days if it is going to increase my odds of putting a monthly title against my name



Hole in One Sponsors of the SLP Social Club



Complete Supply Co (Aust) Pty Ltd is a family owned and operated business that was established in 1994. From humble beginnings Complete Supply along with its sister company Complete Welding Services is now established as the market leader in the delivery and distribution of pipe, valves, fittings and fabrication to the fire sprinkler and plumbing industry. [About | Complete Fire Supply Co](#)

CSC have donated \$500 to the Sunday leave pass hole in one fund. If you need their services call them and make sure you say thanks for being a sponsor. (03) 9768 3333 Address 15 Swift Way, Dandenong South VIC

Global Valve & Fittings with Decades of Experience The New Old Kids On The Block!

Global Valve and Fittings believe in offering our customers the highest level of service and wish to make it easy to purchase products in a timely and cost effective manner.

The group of owners and employees collectively have over 100 years of knowledge and experience in the valve and pipe fitting market. We work with strong brands that share our attention to quality and service.

[Global Valve and Fittings - Huge Range & Fast Delivery \(gvf.net.au\)](#) [1300 784 371](tel:1300784371) admin@gvf.net.au