




SUNDAY LEAVE PASS 2023



Sponsors of the SLP Social Club



Special thanks to our new hole in one sponsors. Apparently, they saw the odds of anyone making an ace and were more than happy to put some \$\$\$\$ up for grabs.

\$700

FINE SYSTEM

- Not driving lady's tees **\$5-00**
- Having an air swing **\$2-00**
- Having 4x putts **\$2-00**
- Throwing a club **\$2-00**
- Hitting across 2x fairways **\$2-00**
- Shank **\$2-00**
- Double Hit **\$2-00**
- Putting ball on, back off the green **\$2-00**
- Three Putt Monkey (18th Hole) **\$2-00**

Any other act performed on the course which is deemed to be deserving of a fine can be put to the group for a vote after the game. **\$2-00**

Maximum pay out is **\$10-00**.



FINE JAR 2023 \$500.20



Rank	Points	Player
10.00961667		Greg Parsons
9.832506667		Thomas Cooper
6.574553846		Todd Neilson
5.768088889		Stuart Cooper
4.993783333		Simon Galloway
4.837693333		Tom Thorn
4.784475		Wayne James
4.748729412		Mick Harper
4.371693333		Steve Dawson
4.1008125		Steve Powne
3.6334375		Steve Osullivan
3.223166667		Mark Fitzpatrick
2.912928571		Rick Turcinovic
2.784514286		Barry Hemsley
2.773083333		Chris Westhead
2.765507692		Colin Ewart
2.64996		Ron Parsons
1.939642857		Phil Plane
1.703784615		Newell Richards



Player Rank	Points value
1st	45
2nd	37
3rd	32
4th	27
5th	24
6th	21
7th	20
8th	19
9th	18
10th	17
11th	16
12th	15
13th	14
14th	13
15th	12
16th to 30th	11
31st to 34th	10
35th to 38th	9
39th to 43rd	8

TODDS CHAMPION OF CHAMPIONS HIT LIST.

Player Name	Rounds	Player Name	Rounds	Player Name	Rounds
Adam Cooper	1	Grant Kelly	1	Ron Parsons	10
Andrew Clarke	7	Greg Parsons	Paid	Shane Cumming	9
Anthony Emmerson	7	Greg Spence	2	Shaun Klep	2
Barry Hemsley	10	Jake Schmidt	7	Simon Galloway	Paid
Ben Nichol	8	Jamie Brunton	Paid	Steve Dawson	Paid
Brent Douglas	5	Jaxon Fitzpatrick	9	Steve Osullivan	Paid
Cam Douglas	4	Jayden Orger	6	Steve Powne	11
Cameron Ross	3	Leigh MacIsaac	8	Stuart Cooper	13
Chris Sfiligoj	7	Mark Fitzpatrick	10	Thomas Cooper	9
Chris Westhead	9	Mark Sfiligoj	7	Tim Emmerson	5
Colin Ewart	8	Mick Harper	Paid	Todd Neilson	9
Dale Robinson	Paid	Newell Richards	8	Tom Harold	1
David Burns	4	Peter Calyopoulos	5	Tom Thorn	11
David Page	1	Peter Harold	1	Tony MacIsaac	5
Duan Robinson	2	Peter McArthur	6	Warren Perrett	1
Gerard MacIsaac	7	Phil Plane	11	Wayne James	11
Glenn Douglas	8	Rick Turcinovic	10		
Graeme Foster	2	Robert Underwood	3		

2022 Champion of Champions



Winner of the blue Jacket and all of its powers for 2023. Todd was back into action this month and checked off a few more names from his hitlist.



FedEx Annual Points Award



Rank	Player	Rnds	Pts	FEDEX score	Rank	Player	Rnds	Pts	FEDEX score
1	Thomas Cooper	4	887	0.0000	24	Newell Richards	4	166.23	-720.6
2	Jayden Orger	3	763	-123.8300	25	Barry Hemsley	3	156	-730.83
3	Greg Parsons	3	687	-199.8300	26	Tony MacIsaac	3	137.53	-749.3
4	Peter McArthur	4	647	-239.9000	27	Tom Thurecht	2	131	-755.83
5	Stuart Cooper	4	499	-387.8300	28	Jake Schmidt	2	116	-770.83
6	Todd Neilson	3	469	-417.8300	29	Robert Underwood	2	107	-779.83
7	Simon Galloway	4	441	-445.8300	30	Gerard MacIsaac	2	101.73	-785.1
8	Wayne James	3	405	-481.8000	31	Ben Nichol	2	101.2	-785.63
9	Jamie Brunton	4	379	-507.8300	32	Cameron Ross	1	100	-786.83
10	Cam Douglas	1	330	-556.8300	33	Rick Smith	2	99.47	-787.36
11	Brent Douglas	4	321	-565.8300	34	Mark Sfiligoj	2	95.2	-791.63
12	Mick Harper	4	308	-578.8300	35	Tom Thorn	2	93.53	-793.3
13	Rick Turcinovic	4	291	-595.5000	36	Graeme Foster	2	90.5	-796.33
14	Colin Ewart	4	276	-611.0000	37	Phil Plane	2	86.63	-800.2
15	Steve Dawson	3	249	-637.8300	38	Andrew Clarke	2	79.93	-806.9
16	Mark Fitzpatrick	2	249	-638.3000	39	Heath McLeod	1	75	-811.83
17	Glenn Douglas	3	229	-657.7000	40	Chris Sfiligoj	2	65.93	-820.9
18	Peter Calyvpoulos	2	229	-657.8300	41	David Burns	1	57	-829.83
19	Ron Parsons	4	222	-665.1000	42	Adam Cooper	1	47	-839.83
20	Dale Robinson	3	214	-672.8300	43	Shane Cumming	1	46.47	-840.36
21	Chris Westhead	3	209	-678.3300	44	Jaxon Fitzpatrick	1	40.23	-846.6
22	Steve Powne	4	195	-691.4000	45	Warren Perrett	1	37	-849.83
23	Steve Osullivan	3	177	-709.7000	46	Carl Schwarz	1	35.5	-851.33
24	Zac Harford	2	170	-716.8300	47				

The Fedex Cup Season started on the golf trip 2022 and runs through until the last home and away game held in November 2023. The player with the most accumulated points at the end of the year is crowned the Fedex Cup champion.

FedEx Points are allocated to every player based on their finishing position for each round and there is a higher weighted value to finishing near the top.

There are 3 majors held each season and performing well on those competitions earns more points than the other events.

Ranking	Points	Major/ Golf trip	Ranking	Points	Major/ Golf trip
1	500	600	23	39	44
2	300	330	24	37	42
3	190	210	25	36	40
4	135	150	26	34	39
5	110	120	27	33	37
6	100	110	28	31	35
7	90	100	29	30	33
8	85	94	30	28	32
9	80	88	31	27	30
10	75	82	32	25	28
11	70	77	33	24	27
12	65	72	34	22	25
13	60	68	35	21	24
14	57	64	36	20	23
15	55	61	37	19	22
16	53	59	38	18	20
17	51	57	39	17	19
18	49	55	40	16	18
19	47	53	41	15	17
20	45	51	42	14	16
21	43	49	43	13	15
22	41	46	44	12	14
			45	11	12

Majors

Shepparton	December
Won by	Jayden Orger
Gardiners Run	January
Won by	Thomas Cooper
Bayviews	June

TBA

Congratulations Jamie Brunton



100 SLP Rounds

Congratulations to Jamie Brunton who this month became the 15th Sunday Leave Pass member to rack up 100 rounds with the social club. Jamie was the foundation leader of the club and he was the backbone that put the club together. When the club started playing in 2004 it was Jamie who did all of the leg work. He booked the golf courses collected the cash and created all of the scoring spreadsheets that we still use as the template for our club activities today.

Jamie took ownership on putting out the monthly results until there was a hostile take over on 2007 or 2008. Over his SLP career Jamie has won 4% of the months he has attended, although for every round he has won, he has also had a beer wench title against his name. Jamie was the Champion of Champions in 2017 when he managed to claim the monthly title at Corowa and produced a better stableford score on the allocated Champ of champs holes than the other 11 competitors despite his score only being taken from one less hole.

Jamie's best ever SLP round was played at Dorset in April 2008 where he hit 91 off the stick. Were it not for making triple bogies on the first 2 holes of the day, it was his best opportunity to break the illusive 90 barrier. Statistics say that only 25% of golfers break 90 in their golfing career so it will be interesting to see if Jamie manages to get there and join that exclusive club in the process of playing his next 100 games with SLP.

In his early days Jamie was a bit rough on the par 3 holes. In his first season in April 2004 he managed to post his first career Newell, and that was a 14 on the par 3 Seventeenth hole at Brighton Golf Course. In July 2004 he recorded his biggest ever Newell and that just happened to remain the record for the next 13 years as the highest score on a single hole. Jamie carded an 18 (Newell plus 8) on the 15th Hole at Albert Park. How did he do it? I hear you ask. There was about 13 shots in a bunker he couldn't get out from.

Here is some interesting facts. Jamie has never posted a Newell on the 10th or 14th holes at any golf course he has played on, According to the statistics he is most likely to have a Newell on either the 6th or 7th hole, He has scored 6 of his 43 Newell's on each of those holes, although it should be noted that on 5 different occasions he has ended his round dragging the clubs back to carpark after making a Newell (score of 10 or more) on the very last hole of the day.

Jamie is best on the longer holes. He averages a green in regulation more than 13% of the time on a par 5 hole, compared to par 3 and par 4 holes which he hits around 1/10 attempts. Of Jamie's 13 career birdies only 3 of them have been while playing a par 3. The other 10 birdies are split evenly between the longer holes. Interestingly though, despite his poor showing on the shorter holes, more than 80% of Jamie's 181 pars have been achieved while playing par 3 and par 4 holes.

Jamie averages 35.58 putts per round, his best putting performance was January 2017 at Gardiners Run where hit only used the flat stick 28 times. January 2012 was his worst day with the putter when the large greens at Waterford valley required 41 strokes to complete the round. Over his career with SLP Jamie has hit and counted the ball 10637 times.

Jamie has officially joined an elite group of golfers who have committed more than 10 years of the lives to participate in 100 club rounds.

100 Rounds



Stuart Cooper	220games
Steve Powne	174games
Gerard Macisaac	165games
Tony MacIsaac	157games
Mick Harper	152games
Ron Parsons	149games
Dale Robinson	147games
Greg Parsons	145games
Phil Plane	144games
Rick Turcinovic	143games
Steve O'Sullivan	129games
Greg Breasley	112games
Mark Sfiligoj	111games
Chris Sfiligoj	107games
Jamie Brunton	100games



100 SLP Rounds



Career Stats

Current Club Ranking

No ranking

Weeks at No# 1 Ranking

2

Rounds Played

100

Total Shots

10637

First Joined Club

Mar-04

Current Slope Handicap

23.5

Current Old AGU H/cap

24.8

Average Score per Round

106.37

Best Round

91

Dorset

Apr-08

Average Place Ranking

12.31

Worst Round

132

Rosebud

Jun-06

Total Putts

1352

Average Putts Round

35.58

Average % GIR per round

Greens in Reg Par 3

10.09%

Best Putts Round

28

Gardiners Run

Jan-17

Greens in Reg Par 4

9.94%

Worst Putts Round

41

Waterford Valley

Jan-12

Greens in Reg Par 5

13.07%

AVG GIR

10.99%

Career Stats

Total

Par 3's

Par 4's

Par 5's

Pars

181

72

79

30

Birdies

13

3

5

5

Eagles

0

0

0

0

Newells

42

Monthly Titles

4

Beer Wench Titles

4

Corowa

Dec-17

Spring Park

Jun-18

Centenary Park

May-09

Yarrambat

Oct-15

Beacon Hills

Aug-07

Waterford Valley

Jan-12

Werribee Park

Jun-04

Rosebud

Jun-06

Career Stats

Total score

Holes Played

Average Score Par 3's

4.62

2180

472

Average Score Par 4's

6.04

6249

1035

Average Score Par 5's

7.09

2332

329

10761

1836

Percentage Par's from Par 3

40%

Percentage Birdies from Par 3

23%

Percentage Par's from Par 4

44%

Percentage Birdies from Par 4

38%

Percentage Par's from Par 5

17%

Percentage Birdies from Par 5

38%

Jamie's Biggest Newell 18 was at Albert Park. July 2004 Par 3.



Jamie wasn't the only SLP member to clock up a century over the weekend. Greg Parsons ticked off an amazing 100km walk around the Mornington Peninsula between the hours of early Friday morning and late Saturday afternoon before joining us to play golf on Sunday. After a feat like that most of us would not have been able to get out of bed let alone play 18 holes of golf.

Although Greg managed to raise the bat for walking the 100km, he fell just short of getting to 100 with the golf clubs. Over his SLP Greg average score 106 strokes per round, so his performance on Sunday was a bit below average. Or do we say it was above average? Greg posted a score of 97 off the stick.

Despite such a great round we still think Greg may have hit the wall and fatigued around the 15th hole because he finished his last 4 holes triple bogie, double bogie, triple bogie and then when he rolled his putt for double bogie on the last hole he had dumped 10 shots off what would have otherwise been an excellent career defining round.

Having said that Greg was still 3 strokes under the magical 100 barrier and that score of 97 was strong enough to win him his 6th Sunday Leave Pass title and elevate him to the number 1 ranked player in the Social Club. Greg finished 2 strokes clear of the rest of the field with his score coming in as Nett 69.



There is no doubt that in his victory speech Greg would be sure to thank our new sponsors **Drummond Golf Mitcham**. It was only last week that Greg took possession of a new set of customised built Wilson D9 golf clubs after being fitted by the fantastic staff and Drummond Golf, and on the very first time he has used them he has won the monthly crown. It certainly says something about the benefits of using the right tools when you play.

What's more with his victory, Greg earned enough world ranking points to dethrone Thomas Cooper from his mantle as the No# 1 ranked player in the club. Next month Thomas will be handing over the Golden cap to GP which will give him the privilege of his first drink free from the bar so long as he is wearing the golden cap.

Most of the credit for Greg's success has to go to the new golf clubs and one can only imagine what sort of scores he may be able to produce going forward, however it should also be noted that his putting was vastly improved on Sunday too. Greg got around Centenary Park with just 36 putts which is a vast improvement from one of the worst ranked putters in the club.

Putting is the quickest and easiest way to improve your scores, if you are economical with the flat stick then you are more than likely to feature towards the top of the points leaderboard. Stu Coops was the No# 1 ranked player on Sunday, he got around the course in just 29 putts and amazingly that still included a couple of Birdogey's. After the turn Stu had a run of 5x one putts in a row and that kept him in the game because he wasn't necessarily hitting the ball onto the greens in regulation. Stu bogeyed the last 3 holes at Centenary park for 39 on the back nine, so he is rueing the fact that all he needed to do was par a couple of those holes and he could have robbed Greg of the opportunity to join the play off for the Champion of Champions jacket on the golf trip.

There were many players who helped their putting statistics by chipping in from off the green. Todd Neilson holed a shot from beyond the back of the 1st green for par without taking the putter out of its storage well. Unfortunately the lack of practice with the putter didn't help him because he then went on to 3-putt the next two greens, in fact Todd probably ended up spending more time dressed in the yellow costume than B1 & B2 do in bananas in Pyjamas photo shoot.

Jamie Brunton made sure his 100th round was going to be a memorable one by chipping in for a birdie on the 3rd green. Jamie used the chipper to perfection and the ball never deviated as it took a direct line towards the bottom of the cup.

Chipping in (Nonners) are not a common practise, it is like a mini hole in one. Even on those small greens at Warburton we only had a handful of chipins, however at Centenary park they seemed to be coming from everywhere.

Barry Hemsley pulled out the trusty chipper after 4x dodgy shots with the rest of the clubs in the bag and suddenly he finished the fourth hole with a bogey marked on his scorecard instead of a Newell (score of 10 or more).

Wayne James didn't bother pulling out the putter on the 10th hole, he opted instead to roll a sweetly struck 7 iron straight into the cup. It was a lucky bogey save especially when he had spent 10 minutes trying to find his yellow ball which was camouflaged and hiding out with the other 4574 yellow golf balls laying in the grass alongside the driving range.

Brent Douglas showed there are many different ways to make a birdie on a Par 3 hole. Rather hit a sweetly struck 5 iron to 3 feet and tap in the gimmie putt for birdie on the 13th hole like Stevie Powne did, Brent opted instead to sink the ball from 11 meters away using the old left handed Texas wedge.



Although everyone in the field could probably lay claim and argue they holed a shot from on the fairway on the temporary 8th green, newcomer Zac Harford was able to somehow identify where the fairway ended and the green began. The 8th hole was as rough and rugged as a so called green could possibly be, I know I missed a 2 foot putt by 3 feet and that was left of the target and not passed the hole. Zac avoided the stresses of having to try to navigate the jumping maze of the so called green by chipping in for par from a long way out.

Zac's obviously took notice of Friday's email which supplied everyone with detailed study notes because his course management on the following hole was just as good as it was on the 8th hole. After his 3x playing partners in succession followed each other one after the other hitting their golf balls left and into the designated out of bounds. Zac had the entire fairway to hit his ball into play. So what did he do? He hit a low snap hook stinger which had a trajectory to join all of his playing partners in the 3 off the tee club. (Except Thomas he hit 2 balls over the fence and was 5 off the tee)

Miraculously, Zac's golf ball bounced just before the orange mesh defining the out of bounds barrier and ricocheted back into the middle of the fairway. It was a stroke of luck and he got away with making a bogey on hole where his playing partners had a Nett average return of triple bogey.

Overall It was a good day for Zac, he won the longest drive title with a fairway finder smashed to 224meters. He also finished in the top 10 for the second month in a row, so clearly he has mastered the manipulation of Callaway handicapping system.

When he was asked what was the highlight of his day, he was quick to let us know that it wasn't the chip in, finishing inside the top 10, or the acclaim of winning a longest drive title on just his second round, he still got the most pleasure handing over the three putt monkey vest to his old mate Tom on the 17th hole and the watching him squirm when he finished the round as the Three Putt monkey and therefor had to pay the \$2 into the fine jar.

There is a bit of rivalry between these two fellas and it is going to be entertaining month after month to watch them going at each other. Tom is already protesting the handicapping system because he has beaten Zac off the stick on each round they have played, yet Zac is already 8 points and 13 places ahead of him on the championship points leader board.

Tom was not the only one who was resentfully putting fines into the fine jar. Mick Harper assumed the role as the fine police and he even managed to shake a few \$\$\$ out of Ben Nichol. Although we did quickly discover that it is Ben who dropped some Indonesian and Singaporean dollars in the fine jar rather than pay with real currency. We are not quite sure of the current exchange rate however I wouldn't be surprised if Ben only contributed 3 cents to our club operations.





Thomas Cooper is a regular contributor to the fine jar. This month he only waited one swing before he was up for \$5 for failing to hit his drive past the ladies tees on the first hole.



Little did Thomas know that by the end of his round at Centenary park he would be dethroned of No# 1 ranked player and be handing over the Golden cap to Greg Parsons.

There was a bit of controversy because after his recent successes Stu was making threats about sabotaging Thomas' game. Thomas struggled with his driver on Sunday and it was only when he finished his round that he discovered Stu had done as promised and sabotaged his game. Evidently Stu adjusted the settings in his driver to maximum draw settings and delofted his club to the same face angle as a standard putter. It is no wonder Thomas could not get his secret weapon in the air or going forward.

Despite the dismantling of his golf club Thomas still managed to produce a decent round. He hit 93 off the stick which incredibly is 14 shots better than his SLP career average and this was good enough to close out the day in 3rd place. Although he lost No# 1 rank for world ranking points, Thomas did claim the top spot on the annual points championship ladder for season 2023 and with Jayden Orger missing from the centenary Park round, Thomas also assumed the lead on the FedEx points tally as well. It could be a trophy fest him again at this years golf trip because he is racking up a tonne of skins and is already holding a commanding lead in the eclectic stableford competition as well as leading the season points tallies.

The Cooper family might need to hire a U-Haul vehicle for the golf trip to bring home all of their prizes because Stu is gathering momentum for a few trophies as well. With 29 putts at Centenary park Stu is getting pretty close to the top of the best putter leaderboard. With another birdie this month he is starting to look a good chance to go back to back for the eclectic stroke championship. After just 4 rounds he has an eagle, and 5 birdies across his name and with pars on the other 12 holes he is sitting on 65 gross which is 3 sub par holes ahead of big Mick.

Even if Mick manages to catch up a few of the awards by the end of the season there is one trophy which Stu is sure to get to keep. Even though he finished in 2nd place for the day and shot the lowest gross score, he still did so by playing as only the 4 times crowned Bush Whacker could play. Stu only hit 5 fairways and 3 greens in regulation at Centenary park, he did however hit almost every tree and bunker on the golf course.



The problem with Bush Whacking is that it can become contagious. If you spend too much time walking in and out of the bushes looking for Stu's golf balls eventually you are going to start hitting your own shots into trouble. Poor Todd and Dale quickly fell victim to the curse and became Bush Whackers themselves. Todd found himself butted up against a tree on numerous occasions, on one occasion he tried the left handed golf swing rather than take an unplayable lie. Todd did get he ball out in the clear but only after making his first ever airswing





It is fair to say there was some 5#It lies that we had to deal with around the golf course, but none more so than those on the greens where the ducks seem quite happy to pooh on their own dinner plate. The first green was almost unplayable and most of the others were not much better. It was amazing to watch a duck feeding on the grasses on the green and they wouldn't even stop eating while they redeposited the processed bi-product from the other end of the digestive tract.

There was little wonder why some players had trouble on the putting greens. Tony MacIsaac 4x putted the first green and the 5#It stuck with him for the rest of the round. He closed out the day with 39 putts and was ranked 28/28 with strokes gained putting giving up 4.1 shots to the field.

It was great to see Undies make the 8 hour drive down from Redcliff for a round of golf with the social club, he is always good to have around, not just because he is a laugh minute and he is always entertaining but also because he makes the rest of us look good. Undies 4-putted the 11th hole for a Newell (score of 10 or more) and he like Tony Mac had more three putts than he did one putts. Undies was ranked 27/28 in strokes gained putting and with 38 of them he was a worthy contender for the three putt monkey vest fine after the 18th hole.

There was plenty of 5#It left on the 17th green but there was not a duck in sight. Both Duggo and Colin left their own version of excrement by four putting the treacherous green which proved to be running twice as fast as any of the other greens on the course.

Newell Richards is a person who likes to take centre stage and this month was no different. Although he didn't break his record for the most putts on a single hole, Newell gave it a red hot crack. It is hard to imagine that even on the biggest green in the world a person should be able to get the ball in the hole from at least 4 attempts, not Newell it took him 5 putts to close out the scorecard on the 17th hole. It was such a shame because a 2 putt would have got him back into the clubhouse with Nett 76 and he would have been inside the top 15 rankings for the weekend.

For the record Newell has the acclaim for the most putts on a single hole, the score was 9 putts on the 15th hole at Ringwood when he 9 putted the green. No wonder they called a Newell a "Newell" he nearly had 10 or more shots with his putter.

Scoring at Centenary Park seemed to be relatively solid. Although Greg won and finished the day with a smile on his face after shooting his 69, the rest of the scores were pretty close behind. The top 21 places all scored in the Nett 70's and the top 15 were all within 5 strokes of playing to their handicaps.

Stu and Thomas Cooper ran in second place with a countback falling in favour of the senior bush whacker because he played all of his good golf on the back nine holes.

Douggo senior recovered from his diabolical Beer Wench worthy performance at Gardiners run to feature in to the top 5, he finished solo 4th for 12 championship points.

Greg Parsons senior (Ronnie) was locked together with Colin Ewart at 73 Nett, however Colin got the fall of the numbers and claimed 5th ranking, relegating Ron back to 6th.

A few of the new fellas did well this month and the result was a top 10 finish. The Callaway handicapping system worked in favour of Zac Harford who's handicap came up trumps to give him Nett 74. We haven't seen those sort of results under the Callaway formula since the Supercoach stopped running his how to cheat at golf and manipulate your handicap scores lecture.

It was great to see Heath McLeod make an appearance after 2 years out of the game on an extended schoolies trip to QLD.

As Greg Parsons proved this weekend, sometimes the golfing gods smile down on you and everything clicks for you. Despite dumping 10 shots in the last 4 holes Greg still managed to distance himself 2 shots in front of the pack. Had he finished the way he played through the middle holes of his round he would have posted a momentous score.

Steve Powne, on the other hand could not pull a trick, other than a spectacular approach to win the NTP prize on the par 3 thirteenth hole with a gimmie birdie, Steve's game was an absolute mess. Clearly the dodgy smurf turned up at Centenary Park, Steve hit 107 off the stick giving him a Nett score of 90. That was 4 strokes worse than anyone else in the field and worthy of the pink vest at Dorset and a ticket to the battle of the Beer Wenches at the end of the season trip.

Results for Centenary Park were as follows:

Ranking	1	2	3	4	5	6	7	8	9
Player	Greg Parsons	Stuart Cooper	Thomas Cooper	Glenn Douglas	Colin Ewart	Ron Parsons	Zac Harford	Simon Galloway	Tom Thurecht
Score	97	83	93	89	105	96	97	104	95
Handicap	28	12	22	17	32	23	23	29	20
Nett Score	69	71	71	72	73	73	74	75	75
Points	15	14	13	12	11	10	9	8	7
Ranking	10	11	12	13	14	15	16	17	18
Player	Heath McLeod	Rick Turcinovic	Tony Macisaac	Phil Plane	Ben Nichol	Dale Robinson	Jamie Brunton	Mick Harper	Todd Neilson
Score	100	109	103	104	96	94	101	84	97
Handicap	25	34	27	28	20	17	24	7	19
Nett Score	75	75	76	76	76	77	77	77	78
Points	6	5	4	3	2	1	1	1	1
Ranking	19	20	21	22	23	24	25	26	27
Player	Newell Richards	Wayne James	Robert Underwood	Peter McArthur	Brent Douglas	Warren Perrett	Carl Schwarz	Barry Hemsley	Steve Powne
Score	98	91	115	92	98	109	104	113	107
Handicap	19	12	36	12	15	24	18	27	17
Nett Score	79	79	79	80	83	85	86	86	90
Points	1	1	1	1	1	1	1	1	1

For those players not familiar with the scoring process, listed below is the format we use in Sunday Leave Pass competitions.

Once all of the players are ranked then the Seasons Championship points are allocated according to the position in the field.

The player in 1st place gets 15 points, 2nd place 14 points, 3rd place 13 points, etc. etc. Any player who completes the round however finishes ranked outside the top 14 and is placed between 15th spot to BeerWench then they are all allocated 1 championship point for attending.

For the benefit of the newcomers or the uneducated we thought it would be a good opportunity to go through the player rankings and point scoring system again.

Sunday Leave Pass competitions are run using Stroke so you need to count every shot that you play and you need to finish every hole. Each player's Nett total score is then calculated by deducting the players handicap from the Gross score. If a player doesn't have an official Sunday Leave Pass handicap, then a temporary played to handicap is allocated on the day using the Callaway handicapping system.

Once the players Nett score is calculated they are ranked from lowest score (Monthly title winner) to highest score. (BeerWench) Where more than one player has the same Nett Score then the place allocations are decided based on a countback system.

The countback is calculated using the total No# of stableford points scored on the back nine holes. In the event that both players had the same score over the 18 holes then the count back

Only six months ago Greg Parsons was the highest handicapped player in the club, however regular lessons and now a new set of clubs and suddenly he is playing off a handicap in the mid to high 20's. Greg lost 0.8 strokes this month and he will continue to come down as he gets more accustomed to the new set of irons. The question is will he be able to get down into the low 20's again like in 2014 when he was the season champion and claiming trophies left right and centre.

Stu Coops lost almost 1/2 a shot this month however his Sunday Leave Pass handicap is still generous compared to his actual GA. Newell Richards was gifted another 0.9 strokes this month and Peter MacArthur for what ever reason was topped up by 0.6 strokes despite the knowledge that he will be a lethal force at a course like Dorset when he plays next month.

HANDICAPS

The changes to player's handicaps are as follows:

BOLD RED NUMBERS- refer to players whose handicap has gone out

BOLD BLACK NUMBERS- refer to players whose handicap has remained unchanged

BOLD GREEN NUMBERS- refer to players whose handicap has come in

NON-BOLD NUMBERS- player didn't play this month, so handicap has not changed

Player:	New Handicap	Was	H/Cap Change		Player:	New Handicap	Was	H/Cap Change
Adam Cooper	17.8	17.8	0		Mark Sfiligoj	18.2	18.2	0
Andrew Clarke	15.3	15.3	0		Mick Harper	7.4	7.4	0
Anthony Emmerson	14	14.0	0		Newell Richards	19.9	19	0.9
Barry Hemsley	26.3	26.3	0		Peter Calyvpoulos	16.3	16.3	0
Ben Nichol	20.1	20.2	-0.1		Peter McArthur	12.2	11.6	0.6
Brendan Brewster					Phil Plane	27.6	27.6	0
Brent Douglas	15.1	15.1	0		Rick Turcinovic	33.2	33.3	-0.1
Cam Douglas	22.1	22.1	0		Rick Smith			
Cameron Ross	25.4	25.4	0		Ron Parsons	23	23.2	-0.2
Chris Sfiligoj	23.8	23.8	0		Shane Cumming	11.1	11.1	0
Chris Westhead	30.5	30.5	0		Simon Galloway	28.6	28.6	0
Colin Ewart	31.3	31.5	-0.2		Steve Dawson	17	17.0	0
Dale Robinson	16.9	16.9	0		Steve OSullivan	8	8	0
David Burns	24.6	24.6	0		Steve Powne	16.8	16.8	0
Gerard MacIsaac	8.2	8.2	0		Stuart Cooper	11.4	11.8	-0.4
Glenn Douglas	16.4	16.7	-0.3		Thomas Cooper	21.2	21.5	-0.3
Graeme Foster					Tim Emmerson	20.4	20.4	0
Greg Parsons	27.4	28.2	-0.8		Todd Neilson	18.4	18.4	0
Heath McLeod	25.5	25.2	0.3		Tom Thorn	19.7	19.7	0
Jake Schmidt	22.1	22.1	0		Tom Thurecht			
Jamie Brunton	23.5	23.5	0		Tony MacIsaac	27.2	27.2	0
Jaxon Fitzpatrick	30	30.0	0		Trevor Kershaw			
Jayden Orger	14.7	14.7	0		Warren Perrett	24.1	24.1	0
Carl Schwarz	19.1	17.8	1.3		Wayne James	11.8	11.8	0
Mark Fitzpatrick	18.9	18.9	0		Zac Harford			

As a new member of the Social Club the Callaway Handicapping system is used to give the player a daily played to handicap for the first couple of rounds. Once they have played 3 rounds, they are given a temporary club handicap using the original AGU handicapping system. After 5 rounds they are then switched across to the current slope handicapping system.

Even if a player has an official golf link, as a matter of consistency we still use the Callaway system to calculate a daily handicap.

For those people interested in the mechanics of the handicapping system it can be best explained as the following.

How to calculate a GA Handicap

To calculate a player's GA Handicap:

- you must firstly identify the player's most recent 20 scores,
- you then determine the 'Played To' value for each of these scores,
- you average the best 8 'Played To' values,
- and finally you multiply this average by 0.93. The resultant figure (to one decimal place) is the player's GA Handicap.

* If a player's handicap record contains a lesser number than 20 scores, the number of scores used to calculate the player's handicap is as listed in the table below.

* There is no requirement for a player's most recent 20 scores to have been returned within a specific timeframe. For example, the most recent 20 scores may span a period of three years or they may span a period of three months.

* Once a player's handicap record contains 20 scores, the next score they return will result in the oldest of the existing 20 scores being removed (to be replaced by the new score).

As a new member of the Social Club the Callaway Handicapping system is used to give the player a daily played to handicap for the first couple of rounds. Once they have played 3 rounds, they are given a temporary club handicap using the original AGU handicapping system. After 5 rounds they are then switched across to the current slope handicapping system.

Even if a player has an official golf link, as a matter of consistency we still use the Callaway system to calculate a daily handicap.

Score					Deduct	
68	69	70	71	72	0.0	Scratch, no adjustment
73	74	75			0.5	worst holes & adjustment
76	77	78	79	80	1.0	worst holes & adjustment
81	82	83	84	85	1.5	worst holes & adjustment
86	87	88	89	90	2.0	worst holes & adjustment
91	92	93	94	95	2.5	worst holes & adjustment
96	97	98	99	100	3.0	worst holes & adjustment
101	102	103	104	105	3.5	worst holes & adjustment
106	107	108	109	110	4.0	worst holes & adjustment
111	112	113	114	115	4.5	worst holes & adjustment
116	117	118	119	120	5.0	worst holes & adjustment
121	122	123	124	125	5.5	worst holes & adjustment
126	127	128	129	130	6.0	worst holes & adjustment

Adjustment

-2

-1

0

1

2

Add or Deduct from handicap

This system is used for determining fair allowances for social golf events that attract novices or occasional golfers. A player's Callaway handicap is determined after each round by deducting from his/her 18-hole gross score the scores of the worst individual holes during the first 16 holes of the round.

In the computation of handicaps under this system:

- No hole may be scored at more than twice its par,
- half strokes count as a whole,
- the 17th and 18th holes are never deducted,

For example, if a player scores 99 on the day their handicap would be calculated as the sum total of their (3 worst holes) +1

If a player scores 82 on the day their handicap would be calculated as the sum total of their (worst + ½ the 2nd worst hole) -1

If a player scores 120 on the day their handicap would be calculated as the sum total of their (five worst holes) +2

After 3 rounds they will be allocated a temporary handicap using the old AGU handicapping formula and then after 5 rounds they are elevated onto the official Slope handicapping system which was use thereafter for all club competitions.

Sometimes the Callaway handicapping system has proved itself to be very favorable to new members. Whenever we take on a golf course like Devils Bend or Eynesbury and the field struggle to play to their handicaps the Callaway golfers end up featuring at the top of the points distribution. Whereas often a round on a low scoring course like Centenary Park or Dorset it can be difficult for a Callaway handicapped member to pick up too many points.

Mick Harper might be calling out for some help from the handicapper after he posted yet another sub standard performance from his abilities. Big Mick was left looking like a 40 handicapper when he managed to turn a perfect drive down the 14th fairway into a triple bogie. Mick knocked his 30 meter chip into the greenside bunker and then proceeded to take 4 shots to extract his ball out of the bunker. The fact that he was wearing the flouro yellow vest at the time made it all the more entertaining for the rest of us mere mortals. When he was asked how his golf was going mick was very quick to reply as only Mick could reply.



Mick finished in 17th position at Centenary park and his name is featuring in a section of the points leaderboard tally which is unfamiliar territory for him. It might be a bit early to call premiership hangover, however Mick is currently sitting outside the top 10 points ranking at No# 20 he has a lot of work to do to catch up to the leaders. It will be interesting to see if the handicapper starts showing a little bit of leniency by giving him some handicaps strokes back, to make his journey easier.

Full Technical Procedure for Calculating a GA Handicap STEP 1 – Use the table below to determine the number of scores to be included in the GA Handicap calculation:

Number of Scores in Player's Handicap Record	Scores to be Used in the Calculation
5 to 6	Best/Lowest 1
7 or 8	Best/Lowest 2
9 or 10	Best/Lowest 3
11 or 12	Best/Lowest 4
13 or 14	Best/Lowest 5
15 or 16	Best/Lowest 6
17 or 18	Best/Lowest 7
19 or 20	Best/Lowest 8

Note: When the handicap record contains more than 20 scores, the GA Handicap calculation uses the best 8 of the player's most recent 20 scores.

Some of the new guys are still operating out of the Callaway handicapping system. It takes 3 completed rounds to get a temporary Sunday Leave Pass handicap and only after 5 rounds before you are given an official slope handicap index.

Even if a player has an official golf link, as a matter of consistency we still use the Callaway system to calculate a daily handicap.

score					Deduct	
68	69	70	71	72	0.0	Scratch, no adjustment
73	74	75			0.5	worst holes & adjustment
76	77	78	79	80	1.0	worst holes & adjustment
81	82	83	84	85	1.5	worst holes & adjustment
86	87	88	89	90	2.0	worst holes & adjustment
91	92	93	94	95	2.5	worst holes & adjustment
96	97	98	99	100	3.0	worst holes & adjustment
101	102	103	104	105	3.5	worst holes & adjustment
106	107	108	109	110	4.0	worst holes & adjustment
111	112	113	114	115	4.5	worst holes & adjustment
116	117	118	119	120	5.0	worst holes & adjustment
121	122	123	124	125	5.5	worst holes & adjustment
126	127	128	129	130	6.0	worst holes & adjustment

Adjustment					
-2	-1	0	1	2	Add or Deduct from Handicap

This system is used for determining fair allowances for social golf events that attract novices or occasional golfers. A player's Callaway handicap is determined after each round by deducting from his/her 18-hole gross score the scores of the worst individual holes during the first 16 holes of the round.

In the computation of handicaps under this system:

- No hole may be scored at more than twice its par,
- half strokes count as a whole,
- the 17th and 18th holes are never deducted,

For example, if a player scores 99 on the day their handicap would be calculated as the sum total of their (3 worst holes) +1

If a player scores 82 on the day their handicap would be calculated as the sum total of their (worst + ½ the 2nd worst hole) -1

If a player scores 120 on the day their handicap would be calculated as the sum total of their (five worst holes) +2

After 3 rounds they will be allocated a temporary handicap using the old AGU handicapping formula and then after 5 rounds they are elevated onto the official Slope handicapping system which was use thereafter for all club competitions.

Sometimes the Callaway handicapping system has proved itself to be very favorable to new members. Whenever we take on a golf course like Devils Bend or Eynesbury and the field struggle to play to their handicaps the Callaway golfers end up featuring at the top of the points distribution. Whereas often a round on a low scoring course like Centenary Park or Dorset it can be difficult for a Callaway handicapped member to pick up too many points.

Having said that, Zac seems to have mastered the Callaway formula because he is capitalizing on his handicap holes by shooting double pars on just enough holes to make his handicap a generous one.



Sunday was not an overly big field however we had just enough players to make the event an interesting one. As a collective group we had 2674 strokes at an average of 99.037 strokes per player. Although the course was a challenge there were only 2 Newell's (score of 10 or more) carded for the day. 8 unique players had a birdie over the day. The par count was down this month, there were only 65 pars recorded at Centenary Park where you would normally expect close to or over 100 pars from the field. We did raise the bat for a century of 1 putt greens, exactly 100 of them. There were 77 turns at the three putt monkey vest and of those 5 were 4 putts or worse, the Worst being Newell's 5x putt on the 11th green.



Some players were able to drive down the middle of the fairway whereas others like Simon Galloway were lucky to get the ball off the tee box. Simon shanked his ball into a rubbish bin beside the tee and was left to play his next shot from behind the squatters tees.

NEWELL'S		WALL OF SHAME	
Colin Ewart	1st Hole Par 5 (10)	 	<p>“A Newell,” is a golfing term defined as “A score of 10 or more shots on a single hole.”</p>
Robert Underwood	11th Hole Par 4 (10)		

Although the scores were high there was only two players how registered a Newell (score of 10 or more) on their score cards.

It will be interesting to see if the Newell Tally next at Dorset is worse than Centenary Park, especially since it is reputed as a shorter and easier golf course to play on.

Undies will not be with us in April so we are wondering who will step up to the plate to keep the Newell Wall of Shame ticking along.

If you want to check out who else has made a Newell, then you can click on the link to go to the honour board on the website [Newell's – Sunday Leave Pass](#)

We keep track of the birdies made each month and they are recorded for posterity on the website, [Birdies – Sunday Leave Pass](#)

This month's inductees included:

Jamie Brunto was the first player to open the birdie account. The nearest to pin 2nd shot hole proved to be a feeding zone for sub par holes. Although Mick claimed the prize for the closest shot, both Thomas Cooper and Ben Nichols hit shots close enough to roll in their birdie putts. Incredibly there were three birdie 2's posted on the scorecards this month. That is a rare event.

The Birdie Crew

Jamie Brunton	3rd Hole Par 4		Stuart Cooper	12th Hole Par 5
Mick Harper	5 th Hole Par 4		Steve Powne	13th Hole Par 3
Thomas Cooper	5th Hole Par 4		Brent Douglas	13th Hole Par 3
Ben Nichol	5th Hole Par 4		Ron Parsons	18 th Hole Par 3

If you want to check out who else has made a Newell, then you can click on the link to go to the honour board on the website [Birdies – Sunday Leave Pass](#)

For the newcomers, we have included a brief description of how the countback system works.

When more than one player has the same Nett Score (such as in the example below from Warburton then the place allocations are decided based on a countback system.

The count back system is formulated as the following. *Total number of stableford points scored on the back nine holes.

*In the event that both players have the same stableford score on the back nine it then reverts to the number of stableford points scored on the eighteenth hole. If this is the same then it goes to the 17th hole, 16th hole, 15th hole etc. until a player has a better hole and therefore a higher stableford score than the other.

The table blow shows examples of the countback system in action as it occurred at Warburton.

Holes	10-18	<p>In this instance both Peter and Steve had Nett 72 after their handicap was deducted from the Gross Scores. So, we go back to a countback.</p> <p>In this example Pete wins because he scored 19 stableford points on the back nine Holes (10-18) and Dawson is relegated back a place because his back 9 holes only yielded 17 stableford points.</p> <p>If in the event that the countback, then identifies that both players have had the same stableford points score on the back nine then we go back to the individual holes starting from the 18th hole and compare results until a player had a standout result. In the example shown on the right both Dale and Thomas Cooper finished their rounds equal with Nett 75. Then on the back nine holes each also had 16 Stableford points. On the 18th both boys played to their handicaps. The par 4 17th hole was the deciding hole because on that hole Dale had a Bogey for a Nett return of 2 stableford points whereas Thomas made a double bogie on the short dogleg par 4 hole which ultimately cost him the higher points ranking because he only yielded 1 stableford point. Consequently, Dale wins the countback and Thomas is relegated back to a lower place and gets the lower points on offer.</p> <p>This is the longest countback I can remember and if the scores on 15th hole then it would have gone back to the next hole which would have altered the results and Jayden would have been given the chocolates....PLEASE NOTE THAT THE COUNT BACK IS ON HOLES 10-18 irrespective of whether it is a two-tee start, a normal hit off from the first hole or as in the case of this month at Cape Schanck where, we hit off both the 1st and 10th holes. It is always the 10th to 18th holes and if one person starts on the 10th hole and the other hits off the first hole then it still remains exactly the same formula.</p>	Holes	10-18
Peter	Steve		Dale	Thomas
Calyvopoulos	Dawson		Robinson	Cooper
90	91		92	99
18	19		17	24
72	72		75	75
+0	+1		+2	+2
+4	+3		+3	+1
+2	+1		+0	+4
+2	+3		+1	+0
+2	+4		+3	+3
+2	+2		+1	+2
+4	+1		+2	+1
+2	+1	+2	+1	
+1	+1	+2	+2	
+19 pts	+17pts	16pts	16pts	

Although all Sunday Leave Pass rounds are scored as stroke events, we use the stableford scoring system to run a skins competition across the entire field.

Ronnie Parsons was the bigger winner from this weeks skins competition. Ronnie parred the fourteenth hole for 4 stableford points and that gave him the win on the hole and since the previous 5 holes had jackpotted it meant Ron collected a bag of 6. Ronnie then went on to Birdie the 18th hole which deposited an extra 2 skins into his daily account.

Colin Ewart had a good run in the middle of the front nine when he won two holes in succession for a Nett return of 4 skins. Jamie Brunton and Thomas Cooper were both lucky enough to win skins for their Birdied holes, and Zac Harford capitilized on his longest drive by claiming a rare skins win with a bogey for 3 stableford points.


“SKINS” are distributed to those players good enough to win a hole outright. If more than 1 player got the lowest score on a hole it is Jackpotted until an outright winner occurs.	
Just a reminder that for every round you play you are automatically awarded a raffle ticket to go towards the end of year raffle, then extra tickets are issued if you wear the official club shirt. Plus, the monthly winner has the option of exchanging the number of balls owed to Raffle tickets for the end of year prize draw as can be any nearest to pin or long drive or other ball prizes.	

1	Jackpot
2	Rick Turcinovic
3	Jamie Brunton
4	Thomas Cooper
5	Jackpot
6	Jackpot
7	Colin Ewart
8	Colin Ewart
9	Jackpot
10	Jackpot
11	Jackpot
12	Jackpot
13	Jackpot
14	Ron Parsons
15	Jackpot
16	Zac Harford
17	Jackpot
18	Ron Parsons

Number of skins won	
Ron Parsons	x8
Colin Ewart	x4
Rick Turcinivic	x2
Zac Harford	x2
Thomas Cooper	x1
Jamie Brunton	x1

Winners are grinners, and this months other Novelty Prizes were claimed by the following players,

Longest Putt Colin Ewart (333cm) (Raffle Ticket)



How it works

The first group place a marker on the green at the point where the ball was located when the ball was first holed. The intention is then to see who manages to sink the longest putt on that hole. Over the duration of the day. The marker moves further and farther back and around the green as we drop in those 8' and 10' footers for par, bogey, double bogey or even a Newell.

This month the prize was won by: Col, there wasn't much to beat because when he got to the green despite being in the last group there was no name on the marker, and it was still only positioned a meter from the pin.

Winners of Longest holed Putt	May (TBA) cm	Sep (TBA) cm
Jan (Newell Richards) 805cm.	Jun (TBA) cm	Oct (TBA) cm
Feb (Chris Sfiligoj) 340cm	Jun (2) (TBA) cm	Nov (TBA) cm
Mar Colin Ewart 333cm	Jul (TBA) cm	
Apr (TBA) cm	Aug (TBA) cm	

This year we have decided to try to keep a record of the winning distances for the longest drive competition, we might even incorporate a few extra trophies and a long drive play off on the golf trip just to spice things up a bit. Steve Dawson is currently holding the longest long drive and at 330 meters it might just take something special to knock him off.

We will need someone in the group to measure the longest drive distance back to the tee and write it on the marker along with the persons name. In this day and age there is always someone in each group who has either a watch with distance measuring capacity or a rangefinder to calculate the distance of a drive.

Nearest to the pin prizes were won by:

- 2nd Hole Heath McLeod (Golf Ball)
- 4th Hole Mick Harper (Raffle Ticket)
- 8th Hole Newell Richards (Raffle Ticket)
- 13th Hole Steve Powne (Golf Ball)
- 18th Hole Ron Parsons (Raffle Ticket)
- Nearest to Pin 2nd Shot Mick Harper
- Longest Drive Zac Harford 224meters (Raffle Ticket)
- Longest Putt Colin Ewart 333cm (Raffle Ticket)

Reminder

The ball must be clearly on the CUT surface of the green or fairway to win NTP or longest drive. If it is not on the fairway it doesn't count.

NTP WINNERS



LONGEST DRIVE



Winners of Longest drive	May (TBA) cm	Sep (TBA) cm
Jan (Jayden Orger) 277m.	Jun (TBA) cm	Oct (TBA) cm
Feb (Steve Dawson) 330m	Jun (2) (TBA) cm	Nov (TBA) cm
Mar (Zac Harford) 224m	Jul (TBA) cm	
Apr (TBA) cm	Aug (TBA) cm	

It looked as though Mick Harper was writing his name on the NTP markers before he was commissioned to put them on the assigned holes. The big brickie was playing in the first group and not a hole went by when his name wasn't scrawled across the top of the marker. Either he had a good round and was loading up on his GIR statistics or else he is a prime candidate for leather wedge.

Brent Douglas added a twist to the longest drive competition. On the 16th hole Brent knocked his ball straight into the side of a golf buggy which was driving around doing circle-work in the middle of his fairway. Luckily the ball didn't hit the guy behind the steering wheel although the question remains if the ball had of landed in the cart and he had driven off with Brents ball lodged in the side wall, would it have made Brent eligible for the longest drive?

Thomas Cooper has jumped up to the top of the points leaderboard. It is still early in the season the competition, so the points distribution remains very close. Simon Galloway is only 2 points behind Thomas and even Stu Coops after adding 14 championship points to his tally for his second place ranking has made a move up into 3rd place.

Brent Douglas, Peter Macca and interestingly Rick Turcinovic have been racking up the points this season. At an average of 6 points per event it is going to be hard to justify giving rick the Worst improved player nominations or the Wood 'N' Spoon trophies this year. He might just have to keep up the winning form and set his sights on some of the big boys trophies instead this season.

A victory is the surest way to jump your name up the ladder, there are still 9 rounds to go so there is sure to be plenty of movement up and down the points leaderboard. Greg Parsons jumped up 21 places with the 15 points he earned from his win.

Place Standings for 2023:

Ranking	Player	Rounds	Points	Ranking	Player	Rounds	Points
1	Thomas Cooper	3	31	29	Ben Nichol	2	3
2	Simon Galloway	3	29	30	Rick Smith	2	2
3	Stuart Cooper	3	25	31	Graeme Foster	2	2
4	Brent Douglas	3	20	32	David Burns	1	2
5	Peter McArthur	3	18	33	Barry Hemsley	2	2
6	Rick Turcinovic	3	18	34	Warren Perrett	1	1
7	Steve Dawson	2	17	35	Tom Thorn	1	1
8	Jamie Brunton	3	17	36	Robert Underwood	1	1
9	Zac Harford	2	16	37	Mark Sfiligoj	1	1
10	Greg Parsons	2	16	38	Mark Fitzpatrick	1	1
11	Todd Neilson	2	15	39	Gerard MacIsaac	1	1
12	Wayne James	2	15	40	Chris Sfiligoj	1	1
13	Jayden Orger	2	13	41	Carl Schwarz	1	1
14	Glenn Douglas	2	13	42	Andrew Clarke	1	1
15	Dale Robinson	3	13	43	Adam Cooper	1	1
16	Colin Ewart	3	13	44			
17	Peter Calyopoulos	1	12	45			
18	Ron Parsons	3	12	46			
19	Chris Westhead	2	12	47			
20	Mick Harper	3	11	48			
21	Steve Osullivan	2	9				
22	Tom Thurecht	2	8				
23	Heath McLeod	1	6				
24	Jake Schmidt	2	6				
25	Tony MacIsaac	2	5				
26	Steve Powne	3	3				
27	Phil Plane	1	3				
28	Newell Richards	3	3				

2022 Points Champ



Mick Harper
88 points

dg drummond golf
AUSTRALIA'S BIGGEST

BIG SWING GOLF

The 2023 season is sponsored by Drummond Golf Mitcham

Golf Balls and prizes are owed to the following people:

Greg Parsons \$30 Drummond voucher Winner at Centenary Park

Heath McLeod NTP 2nd Hole Centenary Park [Golf ball](#)

Todd Neilson was back in to action and on the take, After missing the Warburton round he had big plans to cash in on his Champion of Champions status by playing in the early groups and then drinking as much as he possibly could. The only flaw in his plan was that Todd had driven to golf and had picked up Simon on the way through, so even if Simon drove the car home for his there was still the problem of getting his car back from Simons house to home.

You would think the 2nd time around at wearing the Jacket he would have known better. Todd managed to still square a few drinks away although he possibly could have managed his flock better. On Sunday there was a chance to hit up Warren, Ben Nichol and Undies who are fly in, fly out members of the club so he should have tapped them on the shoulder while he had the chance.

TODDS CHAMPION OF CHAMPIONS HIT LIST.

Player Name	Rounds	Player Name	Rounds	Player Name	Rounds
Acam Cooper	1	Grant Kelly	1	Ron Parsons	10
Andrew Clarke	7	Greg Parsons	1	Shane Cumming	9
Anthony Emmerson	7	Greg Spence	2	Shaun Kiep	2
Barry Hemsley	10	Jake Schmidt	7	Simon Gallovay	1
Ben Nichol	8	James Brunton	1	Steve Dawson	12
Brant Douglas	5	Jason Fitzpatrick	9	Steve Osullivan	1
Cam Douglas	4	Jayden Orger	6	Steve Powne	11
Cameron Ross	3	Leigh Macisaac	8	Stuart Cooper	13
Chris Sfiligoj	7	Mark Fitzpatrick	10	Thomas Cooper	9
Chris Westhead	9	Mark Slligo	7	Tim Emmerson	5
Celin Ewart	8	Nick Harper	1	Todd Neilson	9
Dale Robinson	1	Newell Richards	8	Tom Harold	1
David Burns	4	Peter Calyopoulos	5	Tom Thern	11
David Page	1	Peter Harold	1	Tony Macisaac	5
Duan Robinson	2	Peter McArthur	6	Warren Perrett	1
Gerard Macisaac	7	Phil Plane	11	Wayne James	11
Glenn Douglas	8	Rick Turcinovic	10		
Graeme Foster	2	Robert Underwood	3		

2022 Champion of Champions



Winner of the blue Jacket and all of its powers for 2023.

For those who have forgotten about the powers bestowed on the Blue Jacket; here is a reminder of how it works.

As the Champion of Champions a player is able to ask any Sunday Leave Pass member to buy him a drink, it is limited to only receiving one drink per member (beer or soft) over the entire year and it can only be done so, if he is wearing the Champion of Champion jacket at the time. This of course does not include new members who did not play at least one or more rounds in season 2022, but not exclusive to those who attended the golf trip. So, if he manages himself correctly, he should be looking at up to 51 free beers or soft drinks over the next 12 months. Now, that is a prize worth aspiring for.

The other condition is that the player must be the one who consumes the drink, he cannot use his power to buy beverages for anyone else. There is also a catch where, if the wearer of the blue jacket asks someone who has previously shouted him a drink, then he must immediately buy them a drink instead. The Champion of champions can also kick in the balance of \$2 per shout to upgrade his beer to bourbons if he prefers to.

Remember that the Champ must be wearing the jacket, He must continue to wear the jacket while he is drinking. If it is too hot to wear the Champion of Champions jacket, that is OK, just choose not to wear it and then you are not eligible for a free drink. All purchased drinks are to be opened so they cannot be taken home for future consumption or to give to dinner guests or visitors. A traveller for the drive home is also OK, so long as it is opened, and the jacket wearer is the one who drinks it.

Remember: In order, to qualify as the Champion of Champions a member just needs to win a monthly title. All of the winners from the monthly championships who are attending the golf trip will then play off for the title based on total accumulated stableford points from 9x Randomly selected holes. The Winner is the person with the most points over those 9 nominated holes, and in the event of a tie then a Countback to determine the winner applies.

NOTE: The Winner of the December title is also eligible to win the competition however they only get to count their scores by using only 8 Randomly selected holes.

Monthly winners eligible for Champion of Champions playoff in 2023

January (**Thomas Cooper**) 90 Nett [66]. February (**Peter MacArthur**) 82Nett [68] March (**Greg Parsons**) 93Nett [69],

April (**TBA**) ?? Nett [??], May (**TBA**) ?? Nett [??], May 2 (**TBA**) ?? Nett [??], June (**TBA**) ?? Nett [??], July (**TBA**) ?? Nett [??], August (**TBA**) ?? Nett [??], September (**TBA**) ?? Nett [??], October (**TBA**) ?? Nett [??], November (**TBA**) ?? Nett [??], December (?????????)

Monthly winners eligible for Beer Wench of Beer Wenches playoff in 2023

January (**Glenn Douglas**) 100 Nett [84]. February (**Newell Richards**) 105 Nett [85], March (**Steve Powne**) 117 Nett [90]

April (**TBA**) ?? Nett [??], May (**TBA**) ?? Nett [??], May 2 (**TBA**) ?? Nett [??], June (**TBA**) ?? Nett [??], July (**TBA**) ?? Nett [??], August (**TBA**) ?? Nett [??], September (**TBA**) ?? Nett [??], October (**TBA**) ?? Nett [??], November (**TBA**) ?? Nett [??], December (?????????)



[YES I want to take part in the golf trip this year](#)

[No I will not be going on golf](#)

GOLF TRIP CONFIRMATION STATUS

Shepparton 8th-10th December Cost is \$395

Golf trip Booking Status Confirmed & Deposit Paid

Adam Cooper	UNKNOWN		Mick Harper	UNKNOWN	
Andrew Clarke	YES		Peter McArthur	YES	
Anthony Emmerson	NO		Phil Plane	YES	
Barry Hemsley	YES		Rick Smith	UNKNOWN	
Ben Nichol	NO		Rick Turcinovic	UNKNOWN	
Brent Douglas	YES		Rob Underwood	NO	
Brendan Brewster	UNKNOWN		Ron Parsons	UNKNOWN	
Cameron Ross	UNKNOWN		Shane Cumming	UNKNOWN	
Chris Sfiligoj	NO		Simon Galloway	UNKNOWN	
Chris Westhead	YES		Steve Dawson	YES	
Colin Ewart	YES	Paid \$140	Steve O'Sullivan	YES	Paid \$50
Dale Robinson	UNKNOWN		Steve Powne	YES	
David Burns	YES		Stuart Cooper	YES	Paid \$50
Gerard MacIsaac	YES		Thomas Cooper	YES	Paid \$50
Glenn Douglas	UNKNOWN		Tim Emmerson	UNKNOWN	
Greg Parsons	YES	Paid \$395	Todd Neilson	UNKNOWN	
Jake Schmidt	UNKNOWN		Tom KellyThorn	UNKNOWN	
Jamie Brunton	YES		Tom Thurecht	UNKNOWN	
Jayden Orger	YES	Paid \$200	Tony Macisaac	YES	Paid \$50
Jaxon Fitzpatrick	YES	Paid \$295	Trevor Kershaw	UNKNOWN	
Karl Schulze	UNKNOWN		Warren Perrett	UNKNOWN	
Mark Fitzpatrick	YES	Paid \$385	Wayne James	UNKNOWN	
Mark Sfiligoj	YES		Zac Harford	UNKNOWN	
Newell Richards	YES	Paid \$100			
Peter Calyvopoulos	YES				

[YES I want to take part in the golf trip this year](#)

[No I will not be going on golf](#)

2023 Fixture

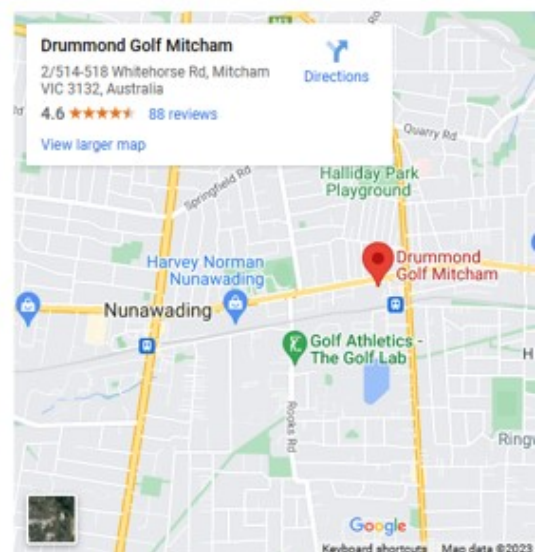
Golf Course & How to get there Directions	Date	Melways Ref	Website links
Dorset	23rd April 8-33am	51 C 6	www.dorset.com
Spring Park	7th May 8-30am	88 H 7	www.springparkgolf.com.au
Cape Schanck	28th May 7-30am		www.racv.com.au
Bayviews	25th June 8-15am		www.bayviewsgolf.com.au
Devil Bend	30th July 8-04am		www.devilbendgolf.com.au
Werribee Park	27th August 9-15am	259 B 4	www.werribeepark.com.au
Ringwood	24th September 9-05am	63 F 2	www.ringwoodgolfclub.com.au
Churchill Park	29th October 7-30am	82 C12	www.churchillparkgolf.com.au
Yarra Bend	19th November 8-00am		https://yarrabendgolf.com
Shepparton Golf Club	8th – 10th December		www.sheppartongolf.net.au



BIG SWING GOLF

This year we are welcoming a new major sponsor to the mix. Drummond golf Mitcham will become our new monthly sponsor. They have upped the ante and have offered \$30 prize voucher for the monthly winner. Most of our members are already Drummond members, as the club signed you up as lifetime members a few years back however if you are not a Drummond Club member let us know and we will arrange to get you in the system and this way you can also reap the rewards of the savings and deals that a Drummond Club membership brings with it.

MITCHAM DRUMMOND GOLF
FRANCHISEE OWNER : SHAUN ARNST

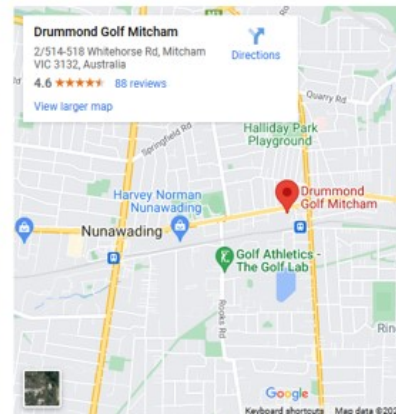



With the addition of our Drummond Golf sponsorship comes access to the Big Swing simulators. We will be scheduling a couple of SLP social nights into the calendar so make sure you try to get involved in those events when they are held.

Many of our members have already capitalized and made their recent golf purchases at Drummonds.

Sponsors Page

Major Sponsor




I am not sure if it is coincidence or not however it should be noted that the folks who are shopping at Drummond Golf seem to be cashing in on all of the prizes.

- Peter MacArthur bought a new rangefinder in December and he won in February
- Greg Parsons bought a new set of Wilson irons in February and he won in March.
- Mick harper bought a Taylormade putter and a rangefinder and is continuously seeing his name appear in the novelty prizes.

There certainly seems to be a common theme to who is getting the rewards, I will be certainly contemplating going there at some stage in the next few days if it is going to increase my odds of putting a monthly title against my name



Hole in One Sponsors of the SLP Social Club



Complete Supply Co (Aust) Pty Ltd is a family owned and operated business that was established in 1994. From humble beginnings Complete Supply along with its sister company Complete Welding Services is now established as the market leader in the delivery and distribution of pipe, valves, fittings and fabrication to the fire sprinkler and plumbing industry. [About | Complete Fire Supply Co](#)

CSC have donated \$500 to the Sunday leave pass hole in one fund. If you need their services call them and make sure you say thanks for being a sponsor. (03) 9768 3333 Address 15 Swift Way, Dandenong South VIC

Global Valve & Fittings with Decades of Experience The New Old Kids On The Block!

Global Valve and Fittings believe in offering our customers the highest level of service and wish to make it easy to purchase products in a timely and cost effective manner.

The group of owners and employees collectively have over 100 years of knowledge and experience in the valve and pipe fitting market. We work with strong brands that share our attention to quality and service.

[Global Valve and Fittings - Huge Range & Fast Delivery \(gvf.net.au\)](#) 1300 784 371 admin@gvf.net.au