



SUNDAY LEAVE PASS 2023



Sponsors of the SLP Social Club



Special thanks to our new hole in one sponsors. Apparently, they saw the odds of anyone making an ace and were more than happy to put some \$\$\$\$ up for grabs.

\$700

FINE SYSTEM

- Not driving lady's tees **\$5-00**
- Having an air swing **\$2-00**
- Having 4x putts **\$2-00**
- Throwing a club **\$2-00**
- Hitting across 2x fairways **\$2-00**
- Shank **\$2-00**
- Double Hit **\$2-00**
- Putting ball on, back off the green **\$2-00**

Three Putt Monkey (18th Hole) \$2-00

Any other act performed on the course which is deemed to be deserving of a fine can be put to the group for a vote after the game. **\$2-00**



FINE JAR 2023 \$648.05



Rank	Points	Player
10.77810769		Greg Parsons
9.697975		Thomas Cooper
6.825030769		Simon Galloway
6.574553846		Todd Neilson
5.601347368		Stuart Cooper
5.20165		Glenn Douglas
4.837693333		Tom Thorn
4.784475		Wayne James
4.751577778		Mick Harper
4.3534625		Steve Dawson
4.071352941		Steve Powne
3.6334375		Steve Osullivan
3.4218375		Ron Parsons
3.223166667		Mark Fitzpatrick
3.070733333		Rick Turcinovic
2.816866667		Ben Nichol
2.799769231		Chris Westhead
2.79088		Barry Hemsley
2.746542857		Colin Ewart
2.450333333		Phil Plane
2.404942857		Newell Richards



Player Rank	Points value
1st	45
2nd	37
3rd	32
4th	27
5th	24
6th	21
7th	20
8th	19
9th	18
10th	17
11th	16
12th	15
13th	14
14th	13
15th	12
16th to 30th	11
31st to 34th	10
35th to 38th	9
39th to 43rd	8

TODDS CHAMPION OF CHAMPIONS HIT LIST.

Player Name	Rounds	Player Name	Rounds	Player Name	Rounds
Acam Cooper	1	Grant Kelly	1	Ron Parsons	10
Andrew Clarke	7	Greg Parsons	Paid	Shane Cumming	9
Anthony Emmerson	7	Greg Spence	2	Shaun Klep	2
Barry Hemsley	10	Jake Schmidt	7	Simon Galloway	Paid
Ben Nichol	8	Jamie Brunton	Paid	Steve Dawson	Paid
Brent Douglas	5	Jaxon Fitzpatrick	9	Steve Osullivan	Paid
Cam Douglas	4	Jayden Orger	6	Steve Powne	11
Cameron Ross	3	Leigh MacIsaac	8	Stuart Cooper	13
Chris Sfiligoj	7	Mark Fitzpatrick	10	Thomas Cooper	9
Chris Westhead	9	Mark Sfiligoj	7	Tim Emmerson	5
Colin Ewart	8	Mick Harper	Paid	Todd Neilson	9
Dale Robinson	Paid	Newell Richards	8	Tom Harold	1
David Burns	4	Peter Calyopoulos	5	Tom Thorn	11
David Page	1	Peter Harold	1	Tony MacIsaac	5
Duan Robinson	2	Peter McArthur	6	Warren Perrett	1
Gerard MacIsaac	7	Phil Plane	11	Wayne James	11
Glenn Douglas	8	Rick Turcinovic	10		
Graeme Foster	2	Robert Underwood	3		

2022 Champion of Champions




Winner of the blue Jacket and all of its powers for 2023. Todd was back into action this month and checked off a few more names from his hitlist.

DORSET GOLF COURSE

★★★★★ (4)



Call (03) 9294 5555





FedEx Annual Points Award



Rank	Player	Rnds	Pts	FEDEX score	Rank	Player	Rnds	Pts	FEDEX score
1	Thomas Cooper	5	972	0.0000	26	Tom Thurecht	3	211	-760.8300
2	Greg Parsons	4	877	-94.8300	27	Barry Hemsley	4	197	-774.8300
3	Jayden Orger	4	818	-153.8300	28	Phil Plane	3	187	-785.2000
4	Simon Galloway	5	741	-230.8300	29	Tony MacIsaac	4	183	-789.3000
5	Peter McArthur	5	686	-285.9000	30	Steve Osullivan	3	177	-794.7000
6	Andrew Clarke	3	580	-391.9000	31	Ben Nichol	3	176	-795.6300
7	Stuart Cooper	5	535	-437.3300	32	Heath McLeod	2	140	-831.8300
8	Todd Neilson	3	469	-502.8300	33	Jake Schmidt	2	116	-855.8300
9	Wayne James	3	405	-566.8000	34	Robert Underwood	2	107	-864.8300
10	Jamie Brunton	4	379	-592.8300	35	Gerard MacIsaac	2	102	-870.1000
11	Brent Douglas	5	370	-601.8300	36	Cameron Ross	1	100	-871.8300
12	Mick Harper	5	365	-606.8300	37	Rick Smith	2	99	-872.3600
13	Ron Parsons	5	357	-615.1000	38	Mark Sfiligoj	2	95	-876.6300
14	Rick Turcinovic	5	351	-620.5000	39	Tom Thorn	2	94	-878.3000
15	Cam Douglas	1	330	-641.8300	40	Graeme Foster	2	91	-881.3300
16	Glenn Douglas	4	319	-652.7000	41	Jaxon Fitzpatrick	2	77	-894.6000
17	Colin Ewart	5	310	-662.0000	42	Chris Sfiligoj	2	66	-905.9000
18	Steve Dawson	4	300	-671.8300	43	David Burns	1	57	-914.8300
19	Newell Richards	5	276	-695.6000	44	Adam Cooper	1	47	-924.8300
20	Chris Westhead	4	252	-720.3300	45	Shane Cumming	1	46	-925.3600
21	Mark Fitzpatrick	2	249	-723.3000	46	Warren Perrett	1	37	-934.8300
22	Steve Powne	5	242	-729.4000	47	Carl Schwarz	1	36	-936.3300
23	Zac Harford	3	240	-731.8300	48				
24	Peter Calyopoulos	2	229	-742.8300	49				
25	Dale Robinson	3	214	-757.8300	50				

The Fedex Cup Season started on the golf trip 2022 and runs through until the last home and away game held in November 2023. The player with the most accumulated points at the end of the year is crowned the Fedex Cup champion.

FedEx Points are allocated to every player based on their finishing position for each round and there is a higher weighted value to finishing near the top.

There are 3 majors held each season and performing well on those competitions earns more points

Majors	
Shepparton	December
Won by	Jayden Orger
Gardiners Run	January
Won by	Thomas Cooper
Bayviews	June
	TBA

Ranking	Points	Major/ Golf trip	Ranking	Points	Major/ Golf trip
1	500	600	23	39	44
2	300	330	24	37	42
3	190	210	25	36	40
4	135	150	26	34	39
5	110	120	27	33	37
6	100	110	28	31	35
7	90	100	29	30	33
8	85	94	30	28	32
9	80	88	31	27	30
10	75	82	32	25	28
11	70	77	33	24	27
12	65	72	34	22	25
13	60	68	35	21	24
14	57	64	36	20	23
15	55	61	37	19	22
16	53	59	38	18	20
17	51	57	39	17	19
18	49	55	40	16	18
19	47	53	41	15	17
20	45	51	42	14	16
21	43	49	43	13	15
22	41	46	44	12	14
			45	11	12


There is nothing better for a golfer to look forward to, after a good round of golf than sitting back and having a cold beer to wash down a freshly cooked sausage in bread with tomato sauce. As we all got out of bed on Sunday morning it sounded as though Dorset came with the recipe for all of those things. Unfortunately, as it happened there were a few of those ingredients missing.

For Stu Coops the prospect of a good round of golf ended when he recorded 19 shots over two holes as he made his way around the lake, for others the damage was more subtle, as those dreaded scores ending in 7's and 8's steadily appeared on the recording pad. When he racked up the biggest Newell for the day (11) on the 4th hole, it looked like Barry Hemsley was also going to miss out on the good round of golf, however he turned his game play on its ear and came back home firing. Despite having 20 shots from 2 holes Barry signed for his card with a score of 102 off the stick and he was very keen for a celebratory sausage and sauce and a cold beer.

Andrew Clarke is a big fan of the Dorset golf course as it is the location of his first and only SLP career title, in Mar 2016 he exploded onto the SLP scene with a score 75 Nett (57) and produced a golf game he has not yet been able to replicate. When Andrew arrived back at the club house on Sunday he had posted a great round on his home course and he could think of anything he needed more than to celebrate with a cold beer and a sauce smeared sausage in bread.

After a tough day out on the golf course with 113 new cherries on the club face, when Colin Ewart rolled in a 530cm putt on the 18th green to win the longest holed put competition, the only thing he could think of was cracking open a \$3.50 cold one from the eskie as he set about assuming his designated BBQ cooking duties.

There is a common theme to a Sunday Leave Pass event, the club was founded on the premise of playing golf as a means to justifying drinking beers with the boys on a Sunday afternoon, although this month things were a little different and it was only the committed and desperato's who took on the challenge of necking a tinnie.



According to the connoisseur's guide to fine dining , Beer is best served cold and the preferred condiment for sausage in bread - is tomato sauce. Evidently Stu Coops has never read that book because this month he decided to implement rations on the SLP BBQ and served up the beers without ice and the snags without sauce.

It seems drinking before a Sunday Leave Pass round just doesn't work, although Stu claims he laid up on Sunday night because he came home with one drink still unconsumed clearly he was not in a full conscious state when he arrived at Dorset. Stu was in his erratic phase, his drive on the second tee crossed over the 5th green, bounced through a group of golfers putting out on the 7th green and came to rest half way between the path



towards the 8th tee. How that is even possible is a mystery to everyone. Stu had used his entire handicap allocation before he hit his 7th shot from the tee on the 280 meter par 4 third hole and things only got worse from there.

Peter MacArthur has been a consistent performer in season 2023 so it was unusual to see his name at the back of the field this month. Peter ran into trouble on the 3rd hole, when he donated three brand new ProV1 to the turtles in the lake. Interestingly, three of the 4x Newell's registered at Dorset were accrued on the same hole and they happened exactly the same way. 7 off the tee and a par with the 4th ball. Jaxon Fitzpatrick nearly hit his first drive across the lake, or should we say through the lake. His ball skimmed across the top of the surface, bouncing 6 or 7 times before it sunk to the bottom of the murky depths only 10 meters short of the far bank. Several balls followed suit before he tapped in for a Newell on one of the easiest holes on the course.

Jaxon's ball disappeared on the Par 3, 5th hole after his second shot, however on this occasion it was a positive outcome. Jaxon chipped in for a birdie 2 from about 10 meters short of the green. The reward was a 5 skin jackpot haul, and a place on the birdie hall of fame page. The best part of Jaxon's fortune was the fact that Brent Douglas had claimed the NTP prize with an impressive shot to 1.5 meters from the flagstick. All Brent needed to do was to hole an almost gimmie putt and the skins would have jackpotted again.



Interestingly 3 of the four players who made an appearance on the Newell Wall of Shame, also added their names onto the Birdie wall of fame. Barry was the only inductee not to have his name appear on both lists, although he did have a putt stop just 2mm short on the edge of the hole. Proving unquestionable evidence that 100 percent of short putts don't go in.

Barry's Birdie attempt was almost the only putt he hit that didn't go in. Bazza was the No# 1 ranked putter for the weekend and was the only person to go sub 30 putts. Barry had a career best 28 putts for the 18 holes, which included just 12 putts overs the last 10 holes. Bazza was incredible from the 9th green onwards, he had a chip in on the 12th hole and 6 one putts. That is very impressive from a guy who usually averages around 2 putts per hole.

Heath McLeod also had his putter running hot on the back nine, after a rough start to his day Heater got warmed up and then exploded on the greens after the turn. Heath had a sequence of 7x one putt greens in a row and putted his way into a top 15 finish. Heath was one of the four players who made a birdie on the 13th hole Par 5 hole. Greg Parsons had a chance to be the 5th Sunday Leave Pass member to go Sub par on the thirteenth hole, Greg played the hole as per the golf pros tips suggested perfectly . He smashed his driver over the corner clearing the fairway bunker. He knocked his 3 wood straight towards the green giving him just a gap wedge onto the green. A 4meter down hill birdie putt just caught the cup. Lipped out and rolled 2 meters passed the hole on the other side. That gave GP a makeable uphill putt for par, Greg suddenly felt nerves and tension in his arms. His required 2meter putt fell 50 percent short of the mark leaving him a tap in putt for birdogie. Only Greg Parsons could take 3 strokes to move the ball nearly 500 meters and then take 4 strokes to hit it 4 meters, Greg’s third putt sat right on the edge of the hole and no manner of jumping or standing over the ball with his shadow waiting was going to result in it falling in. It was a costly 7 on what should have been a 4 or 5 at worst

Greg also got a look at joining the Birdie crew wall fame when he topped his 5 iron on the 17th tee. His ball rolled along the ground all of the way to the green and finished inside the NTP marker. Although he missed the 3 meter putt for a tweeter he did manage to successfully convert the shot into a par.

We keep track of the birdies made each month and they are recorded for posterity on the website, [Birdies – Sunday Leave Pass](#)

This month’s inductees included:

The Birdie Crew

Andrew Clark	3rd Hole Par 4		Stuart Cooper	13th Hole Par 5
Jaxon Fitzpatrick	5 th Hole Par 3		Ben Nichol	13th Hole Par 5
Mick Harper	10th Hole Par 4		Heath McLeod	13th Hole Par 5
Andrew Clarke	10th Hole		Peter MacArthur	13th Hole

The good News is that this month there were more Birdies registered than there were Newell’s scored. Only 4 players reached double figures on a hole and three quarters of them did so on the same hole.

NEWELL'S		WALL OF SHAME		
				
Stuart Cooper	3rd Hole Par 4 (10)			
Peter MacArthur	3rd Hole			
Jaxon Fitzpatrick	3rd Hole Par 4 (10)			
Barry Hemsley	4th Hole Par 4 (11)			
		<p>“A Newell,” is a golfing term defined as “A score of 10 or more shots on a single hole.”</p>		

It was interesting to compare the results of the Birdie NTP competition and the Newell NTP competition.

The data shows that as a group we score more Newell’s than we do birdies and eagles. The deficit was nearly 300 and interestingly nearly 25 percent of the clubs birdies have been scored between 3 players whereas the Newell Tally is much more evenly spread across the group.

The current tally is

NEWELLS : 1665

BIRDIES : 1391

If you want to check out who else has made a Newell, then you can click on the link to go to the honour board on the website

NTP COMPETITION

Guess how many Birdies & Eagles



Sunday Leave Pass Social Club was found in Mar 2004.

Since then we have played over 230 rounds with fields varying in size from 10 to 45 players.

Guess the total number of sub par holes "Birdies & Eagles" recorded by our members over the clubs 19 year history.

NTP - Closest guess wins a free drink & stubby holder.

Include the guesstimate to how many you contributed.

P.S. A reminder we had 1644 Newells in the bank.

Congratulations to Newell Richards who was the closest guess to the actual number of Birdies the club has scored, Newells guess of 1432 was only 49 birdies off the mark. Interestingly it was only Newell and Jamie Brunton who over estimated our clubs birdie making ability. All the rest of you went way too low.

For being the closest guess Newell was awarded a SLP stubby holder and a free drink to put in it.

The correct answer (excluding those made at Dorset) was 1383 birdies and eagles scored between March 2004 and March 2023.

Interestingly the number of eagles is quite high. Even I was surprised to see that as a group we have accumulated 27 eagles. That is a lot of prize balls to give away.

Although they were very light on when it came to guessing the number of birdies scored by the club, Glenn Douglas and Todd were both very optimistic when it came to how many they had made individually.

Mick Harper is clearly the best golfer in the club when it comes to going sub par. Mick has scored more than 11.5 percent of the clubs birdies.

In the list below is the number of birdies and or eagles scored by the majority of the current players over their Sunday Leave pass careers. Check it out and see where you stand.

Player	Birdies	Rank	Percentage
Adam Cooper	18	17	1.29%
Andrew Clarke	27	8	1.94%
Anthony Emmerson	14	20	1.01%
Barry Hemsley	2	38	0.14%
Ben Nichol	21	12	1.51%
Brent Douglas	6	29	0.43%
Cameron Ross	7	28	0.50%
Chris Sfiligoj	21	12	1.51%
Chris Westhead	1	40	0.07%
Colin Ewart	3	33	0.22%
Dale Robinson	45	5	3.24%
David Burns	5	31	0.36%
Gerard MacIsaac	93	3	6.69%
Glenn Douglas	25	10	1.80%
Graeme Foster	1	40	0.07%
Greg Parsons	19	16	1.37%
Jake Schmidt	2	38	0.14%
Jamie Brunton	14	20	1.01%
Jayden Orger	3	33	0.22%
Jaxon Fitzpatrick	3	33	0.22%
Karl Schulze	0	42	0.00%
Mark Fitzpatrick	18	17	1.29%

Player	Birdies	Rank	Percentage
Mark Sfiligoj	28	7	2.01%
Mick Harper	161	1	11.57%
Newell Richards	14	20	1.01%
Peter Calyopoulos	8	26	0.58%
Peter McArthur	4	32	0.29%
Phil Plane	14	20	1.01%
Rick Turcinovic	10	25	0.72%
Rick Smith	0	42	0.00%
Robert Underwood	0	42	0.00%
Ron Parsons	20	15	1.44%
Shane Cumming	40	6	2.88%
Simon Galloway	0	42	0.00%
Steve Dawson	6	29	0.43%
Steve OSullivan	57	4	4.10%
Steve Powne	27	8	1.94%
Stuart Cooper	134	2	9.63%
Thomas Cooper	8	26	0.58%
Tim Emmerson	3	33	0.22%
Todd Neilson	12	24	0.86%
Tom Thorn	21	12	1.51%
Tony Macisaac	16	19	1.15%
Warren Perrett	3	33	0.22%
Wayne James	24	11	1.73%

The Dorset course proved more difficult than it usually plays. Andrew Clarke and Simon Galloway were the only members to play to their handicap's or better. Simon is having a good season this year, he is a regular feature in the top 5 to 10 and it is only a matter of time before he has his first breakout win. Andrew Clarke was the standout winner, he was never going to be chased down as he coasted to a 5 stroke winning margin with a equal career best score 75 off the stick.

Despite putting poorly (40 putts) Greg Parsons was very good from tee to green. His new custom built Wilson D9 irons are working a treat and he finished in 3rd place on a countback edging out Ronnie and Newell and more importantly Greg finished 1 stroke but 5 places ahead of Thomas Cooper which increased his hold on the golden cap to retain his Number #1 ranking.

We will leave it up to an anti-corruption inquiry to work out how Stu Coops got away with not being the beer wench.

Results for Dorset were as follows:

Ranking	1	2	3	4	5	6	7	8	9
Player	Andrew Clarke	Simon Galloway	Greg Parsons	Ron Parsons	Newell Richards	Phil Plane	Glenn Douglas	Thomas Cooper	Tom Thurecht
Score	75	93	95	91	88	96	85	90	99
Handicap	11	24	23	19	16	23	12	17	25
Nett Score	64	69	72	72	72	73	73	73	74
Points	15	14	13	12	11	10	9	8	7
Ranking	10	11	12	13	14	15	16	17	18
Player	Ben Nichol	Zac Harford	Heath McLeod	Rick Turcinovic	Mick Harper	Jayden Orger	Caleb Fitzpatrick	Steve Dawson	Brent Douglas
Score	90	88	96	103	80	87	116	90	88
Handicap	16	14	21	28	4	11	39	13	11
Nett Score	74	74	75	75	76	76	77	77	77
Points	6	5	4	3	2	1	1	1	1
Ranking	19	20	21	22	23	24	25	26	
Player	Steve Powne	Tony Macisaac	Chris Westhead	Barry Hemsley	Peter McArthur	Jaxon Fitzpatrick	Stuart Cooper	Colin Ewart	
Score	90	101	105	102	90	107	94	113	
Handicap	13	23	26	22	8	25	8	26	
Nett Score	77	78	79	80	82	82	86	87	
Points	1	1	1	1	1	1	1	1	

For those players not familiar with the scoring process, listed below is the format we use in Sunday Leave Pass competitions.

Once all of the players are ranked then the Seasons Championship points are allocated according to the position in the field.

The player in 1st place gets 15 points, 2nd place 14 points, 3rd place 13 points, etc. etc. Any player who completes the round however finishes ranked outside the top 14 and is placed between 15th spot to BeerWench then they are all allocated 1 championship point for attending.

For the benefit of the newcomers or the uneducated we thought it would be a good opportunity to go through the player rankings and point scoring system again.

Sunday Leave Pass competitions are run using Stroke so you need to count every shot that you play and you need to finish every hole. Each player's Nett total score is then calculated by deducting the players handicap from the Gross score. If a player doesn't have an official Sunday Leave Pass handicap, then a temporary played to handicap is allocated on the day using the Callaway handicapping system.

Once the players Nett score is calculated they are ranked from lowest score (Monthly title winner) to highest score. (BeerWench) Where more than one player has the same Nett Score then the place allocations are decided based on a countback system.

The countback is calculated using the total No# of stableford points scored on the back nine holes. In the event that both players had the same score over the 18 holes then the count back

For the newcomers, we have included a brief description of how the countback system works.

When more than one player has the same Nett Score (such as in the example below from Dorset then the place allocations are decided based on a countback system.

The count back system is formulated as the following. *Total number of stableford points scored on the back nine holes.

*In the event that both players have the same stableford score on the back nine it then reverts to the number of stableford points scored on the eighteenth hole. If this is the same then it goes to the 17th hole, 16th hole, 15th hole etc. until a player has a better hole and therefore a higher stableford score than the other.

The table blow shows examples of the countback system in action as it occurred at Dorset.

Holes	10-18	<div><p>In this instance both Greg and Ronhad Nett 72 after their handicap was deducted from the Gross Scores. So, we go back to a countback.</p><p>In this example Greg wins because he scored 18 stableford points on the back nine Holes (10-18) and Ronnie is relegated back a place because his back 9 holes only yielded 17 stableford points.</p><p>If in the event that the countback, then identifies that both players have had the same stableford points score on the back nine then we go back to the individual holes starting from the 18th hole and compare results until a player had a standout result. In the example shown on the right both Ron and Newell finished their rounds equal with Nett 72. Then on the back nine holes each also had 17 Stableford points. On the 18th both boys only scored 1 stableford point, on the 16th and 17th holes both played to their handicaps. The par 4 15th hole was the deciding hole because on that hole Ron had a Par for a Nett return of 3 stableford points whereas Newell made a bogie on the short dogleg par 4 hole which ultimately cost him the higher points ranking because he only yielded 2 stableford points. Consequently, Ron wins the countback and Newell is relegated back to a lower place and gets the lower points on offer.</p><p>This is the longest countback I can remember and if the scores on 15th hole then had of been the same then it would have gone back to the next hole which would have altered the results and Newell would have been given the chocolates....PLEASE NOTE THAT THE COUNT BACK IS ON HOLES 10-18 irrespective of whether it is a two-tee start, a normal hit off from the first hole or as in the case of this month at Cape Schanck where, we hit off both the 1st and 10th holes. It is always the 10th to 18th holes and if one person starts on the 10th hole and the other hits off the first hole then it still remains exactly the same formula.</p></div>	Holes	10-18
Greg Parsons	Ron Parsons		Ron Parsons	Thomas Cooper
95	91		91	88
23	19		19	16
72	72		72	72
+2	+3		+3	+3
+2	+2		+2	+1
+3	+1		+1	+2
+1	+2		+2	+2
+1	+1		+1	+2
+1	+3		+3	+2
+3	+2		+2	+2
+3	+2		+2	+2
+2	+1		+1	+1
+18 pts	+17pts		+17pts	17pts

Although all Sunday Leave Pass rounds are scored as stroke events, we use the stableford scoring system to run a skins competition across the entire field.

Jaxon’s chip-in for birdie on the 5th hole was the bigger winner from this weeks skins competition.

Phil Plane mad an impressive up and down on the 9th green to take out a 3 hole jackpot and Rick’s Par on the 11th hole carried more value than the other four guys who parred the hole. The reward was an extra 2 raffle tickets for the end of season raffle. Handicap comes into play when it comes to skins allocations. There were 4 birdies achieved on the Par 5 thirteenth hole however heath McLeod won the skins jackpot because his birdie yielded 4 stableford points where as the other guys only scored 3 points. points.

“SKINS” are distributed to those players good enough to win a hole outright. If more than 1 player got the lowest score on a hole it is Jackpotted until an outright winner occurs.

Just a reminder that for every round you play you are automatically awarded a raffle ticket to go towards the end of year raffle, then extra tickets are issued if you wear the official club shirt. Plus, the monthly winner has the option of exchanging the number of balls owed to Raffle tickets for the end of year prize draw as can be any nearest to pin or long drive or other ball prizes.

1	Jackpot
2	Jackpot
3	Jackpot
4	Jackpot
5	Jaxon Fitzpatrick
6	Simon Galloway
7	Jackpot
8	Jackpot
9	Phil Plane
10	Jackpot
11	Rick Turcinovic
12	Jackpot
13	Heath McLeod
14	Barry Hemsley
15	Jackpot
16	Jackpot
17	Jackpot
18	Jackpot

Number of skins won	
Jackson Fitzpatrick	x5
Phil Plane	x3
Rick Turcinovic	x2
Heath McLeod	x2
Barry Hemsley	x1
Simon Galloway	x1

With 75 off the stick there was never a doubt as to what was going to happen to Andrew Clarkes handicap. It was just a matter of how much he would be slashed. Andrews handicap will be 1.1 strokes lighter when he tees it up at Spring Park. Simon Galloway also received the wrath of the handicapper. With 2 good rounds in succession it was decided Simon would be better playing off a handicap 0.9 strokes less than he was allocated this month.

Greg Parsons continues to improve his golf game. The handicapper has taken more than 4 shots off Greg in the last 12 months yet he continues to feature at the pointy end of the leaderboard. Greg lost 0.7 strokes again this month and appears to be on a collision course for a figure sub 25 by the end of the season.

Only Newell, Westy and Tony Mac received any charity from the handicapper, Newell's adjustment being the interesting one because he went out almost 1/2 a stroke despite finishing equal third and posting a score of Nett 72.

HANDICAPS

The changes to player's handicaps are as follows:

BOLD RED NUMBERS- refer to players whose handicap has gone out

BOLD BLACK NUMBERS- refer to players whose handicap has remained unchanged

BOLD GREEN NUMBERS- refer to players whose handicap has come in

NON-BOLD NUMBERS- player didn't play this month, so handicap has not changed

Player:	New Handicap	Was	H/Cap Change		Player:	New Handicap	Was	H/Cap Change
Adam Cooper	17.8	17.8	0		Mick Harper	7.4	7.4	0
Andrew Clarke	14.2	15.3	-1.1		Newell Richards	20.3	19.9	0.4
Anthony Emmerson	14	13.9	0.1		Peter Calyvopoulos	16.3	16.3	0
Barry Hemsley	26.3	26.3	0		Peter McArthur	12.2	12.2	0
Ben Nichol	19.7	20.1	-0.4		Phil Plane	27.6	27.6	0
Brendan Brewster			#VALUE!		Rick Turcinovic	32.9	33.2	-0.3
Brent Douglas	15.1	15.1	0		Rick Smith			
Cam Douglas	22.1	22.1	0		Ron Parsons	22.7	23	-0.3
Cameron Ross	25.4	25.4	0		Shane Cumming	11.1	11.1	0
Chris Sfiligoj	23.8	23.8	0		Simon Galloway	27.7	28.6	-0.9
Chris Westhead	31	30.5	0.5		Steve Dawson	17.1	17.1	0
Colin Ewart	31.3	31.3	0		Steve OSullivan	8	8	0
Dale Robinson	16.9	16.9	0		Steve Powne	16.7	16.8	-0.1
David Burns	24.6	24.6	0		Stuart Cooper	11.4	11.4	0
Gerard MacIsaac	8.2	8.2	0		Thomas Cooper	20.7	21.2	-0.5
Glenn Douglas	16.7	16.4	0.3		Tim Emmerson	20.4	20.4	0
Graeme Foster			#VALUE!		Todd Neilson	18.4	18.4	0
Greg Parsons	26.7	27.4	-0.7		Tom Thorn	19.7	19.7	0
Heath McLeod	25.4	25.5	-0.1		Tom Thurecht	19.3	New H/Cap	
Jake Schmidt	22.1	22.1	0		Tony MacIsaac	27.6	27.2	-0.4
Jamie Brunton	23.5	23.5	0		Trevor Kershaw			
Jaxon Fitzpatrick	30	30	0		Warren Perrett	24.1	24.1	0
Jayden Orger	15.7	15.7	0		Wayne James	11.8	11.8	0
Carl Schwarz	19.1	19.1	0		Zac Harford	20.3	New H/Cap	
Mark Fitzpatrick	18.9	18.9	0					
Mark Sfiligoj	18.2	18.2	0					

As a new member of the Social Club the Callaway Handicapping system is used to give the player a daily played to handicap for the first couple of rounds. Once they have played 3 rounds, they are given a temporary club handicap using the original AGU handicapping system. After 5 rounds they are then switched across to the current slope handicapping system.

Even if a player has an official golf link, as a matter of consistency we still use the Callaway system to calculate a daily handicap.

For those people interested in the mechanics of the handicapping system it can be best explained as the following.

How to calculate a GA Handicap

To calculate a player's GA Handicap:

- you must firstly identify the player's most recent 20 scores,
- you then determine the 'Played To' value for each of these scores,
- you average the best 8 'Played To' values,
- and finally you multiply this average by 0.93. The resultant figure (to one decimal place) is the player's GA Handicap.

* If a player's handicap record contains a lesser number than 20 scores, the number of scores used to calculate the player's handicap is as listed in the table below.

* There is no requirement for a player's most recent 20 scores to have been returned within a specific timeframe. For example, the most recent 20 scores may span a period of three years or they may span a period of three months.

* Once a player's handicap record contains 20 scores, the next score they return will result in the oldest of the existing 20 scores being removed (to be replaced by the new score).

Even if a player has an official golf link, as a matter of consistency we still use the Callaway system to calculate a daily handicap.

Score					Deduct
68	69	70	71	72	0.0 Scratch, no adjustment
73	74	75			0.5 worst holes & adjustment
76	77	78	79	80	1.0 worst holes & adjustment
81	82	83	84	85	1.5 worst holes & adjustment
86	87	88	89	90	2.0 worst holes & adjustment
91	92	93	94	95	2.5 worst holes & adjustment
96	97	98	99	100	3.0 worst holes & adjustment
101	102	103	104	105	3.5 worst holes & adjustment
106	107	108	109	110	4.0 worst holes & adjustment
111	112	113	114	115	4.5 worst holes & adjustment
116	117	118	119	120	5.0 worst holes & adjustment
121	122	123	124	125	5.5 worst holes & adjustment
126	127	128	129	130	6.0 worst holes & adjustment

Adjustment	
-2	-1
0	1
	2

Add or Deduct from Handicap

This system is used for determining fair allowances for social golf events that attract novices or occasional golfers. A player's Callaway handicap is determined after each round by deducting from his/her 18-hole gross score the scores of the worst individual holes during the first 16 holes of the round.

In the computation of handicaps under this system:

- No hole may be scored at more than twice its par,
- half strokes count as a whole,
- the 17th and 18th holes are never deducted,

For example, if a player scores 99 on the day their handicap would be calculated as the sum total of their (3 worst holes) +1

If a player scores 82 on the day their handicap would be calculated as the sum total of their (worst + ½ the 2nd worst hole) -1

If a player scores 120 on the day their handicap would be calculated as the sum total of their (five worst holes) +2

After 3 rounds they will be allocated a temporary handicap using the old AGU handicapping formula and then after 5 rounds they are elevated onto the official Slope handicapping system which was use thereafter for all club competitions.

Sometimes the Callaway handicapping system has proved itself to be very favorable to new members. Whenever we take on a golf course like Devils Bend or Eynesbury and the field struggle to play to their handicaps the Callaway golfers end up featuring at the top of the points distribution. Whereas often a round on a low scoring course like Centenary Park or Dorset it can be difficult for a Callaway handicapped member to pick up too many points.

Tom Thurecht and Zac Hartford have had their last run at the Callaway handicapping system. The Dorset round marked their third round with the club meaning going forward they will have an official club handicap. Zac will start his next round playing off 20.3 and Tom will find himself playing off 19.3. Tom is in for a nasty surprise once he gets to 5 rounds played under his belt because when he switches over to the slope handicapping system he will find his blistering round at Warburton will come back to bite him.

Full Technical Procedure for Calculating a GA Handicap STEP 1 – Use the table below to determine the number of scores to be included in the GA Handicap calculation:

Number of Scores in Player's Handicap Record	Scores to be Used in the Calculation
5 to 6	Best/Lowest 1
7 or 8	Best/Lowest 2
9 or 10	Best/Lowest 3
11 or 12	Best/Lowest 4
13 or 14	Best/Lowest 5
15 or 16	Best/Lowest 6
17 or 18	Best/Lowest 7
19 or 20	Best/Lowest 8

Note: When the handicap record contains more than 20 scores, the GA Handicap calculation uses the best 8 of the player's most recent 20 scores.

Even if a player has an official golf link, as a matter of consistency we still use the Callaway system to calculate a daily handicap.


The handicaps can do some odd things at times. A player can still go outwards despite a very good round. Newell Richards is living proof. Newell came in the top 5, shot Nett 72 and still had a 0.4 adjustment of his handicap. Here's why.

Newell Richards										Newell Rich									
20.3		Select Ro Differentials Used								13.9		Select Ro Differ							
1	Dorset	87	69	66	106	13.1657	20.8 lowest			2	Centenary	97	70	70	114	26.7632	20.8 low		
2	Centenary Park 2023	97	70	70	114	26.7632				3	Warburton	100	69	69	121	28.9504			
3	Warburton	100	69	69	121	28.9504				4	Gardiners	100	72	70	122	25.9344			
4	Gardiners Run	100	72	70	122	25.9344				5	Shepparts	100	72	71	127	24.9134			
5	Shepparton	100	72	71	127	24.9134				6	Cape Sch	106	70	70	122	33.3443			
6	Cape Schank	106	70	70	122	33.3443	Equitable Stroke Control			7	Wentbee I	106	72	72	131	29.3282	Equitable Stroke		
7	Wentbee Park	106	72	72	131	29.3282	8			Devil Bend	102	71	70	125	28.024	8			
8	Devil Bend	102	71	70	125	28.024				9	Bayview	103	70	67	125	29.832			
9	Bayview	103	70	67	125	29.832	Handicap Index			10	Centenary	92	71	70	114	20.8158	Handicap Index		
10	Centenary Park 2022	92	71	70	114	20.8158	20.3			11	Warburton	98	69	69	121	27.0626	13.9		
11	Warburton	98	69	69	121	27.0626				12	Gardiners	104	72	70	122	29.6393			
12	Gardiners Run	104	72	70	122	29.6393				13	ClubBarh	101	73	73	127	24.9134			
13	ClubBarham	101	73	73	127	24.9134	Average 5: 21.8529 # Rounds			14	Morack	98	70	67	124	25.5161	Average 5: 21.4		
14	Morack	98	70	67	124	25.5161	Rounds 5: Differentials			15	Yarra Bend	92	70	68	118	21.0678	Rounds 5: Differ		
15	Yarra Bend	92	70	68	118	21.0678	5 1 lowest			16	Bayview	95	70	67	125	22.6	5 1 low		
16	Bayview	95	70	67	125	22.6	6 1 lowest			17	Spring Park	90	66	64	113	24	6 1 low		
17	Spring Park	90	66	64	113	24	7 2 lowest			18	Dorset	100	69	66	106	33.0472	7 2 low		
18	Dorset	100	69	66	106	33.0472	8 2 lowest			19	Centenary	92	72	70	114	19.8246	8 2 low		
19	Centenary Park	92	72	70	114	19.8246	9 3 lowest			20	Warburton	93	69	69	121	22.4132	9 3 low		
20	Warburton	93	69	69	121	22.4132	10 3 lowest			21	Gardiners	89	72	70	122	15.7459	10 3 low		
		No # of rounds		20				11 4 lowest				No # of rounds		20				11 4 low	
Course Ratings & Slope Look-up:								12 4 lowest				Course Ratings & Slope Look-up:						12 4 low	

Newell's best score of 15.7459 was at position 20 so it was replaced by his next best score which is 4 strokes higher at 19.1887.

Winners are grinners, and this months other Novelty Prizes were claimed by the following players,

Longest Putt Colin Ewart (530cm) (Raffle Ticket)

			How it works The first group place a marker on the green at the point where the ball was located when the ball was first holed. The intention is then to see who manages to sink the longest putt on that hole. Over the duration of the day. The marker moves further and farther back and around the green as we drop in those 8' and 10' footers for par, bogey, double bogey or even a Newell. This month the prize was won by: Colin Ewart who has now gone back to back on long-est putts. Col was playing in the first group and he knocked his putt into the hole from over 5meters away setting a mark than no one following could beat. Col will be in the putt off on the golf trip and by winning twice he has eliminated one possible competitor who could strip him of the title.		
Winners of Longest holed Putt Jan (Newell Richards) 805cm. Feb (Chris Sfiligoj) 340cm Mar (Colin Ewart) 333cm Apr (Colin Ewart) 530cm			May (TBA) cm Jun (TBA) cm Jun (2) (TBA) cm Jul (TBA) cm Aug (TBA) cm	Sep (TBA) cm Oct (TBA) cm Nov (TBA) cm	

This year we have decided to try to keep a record of the winning distances for the longest drive competition, we might even incorporate a few extra trophies and a long drive play off on the golf trip just to spice things up a bit. Steve Dawson is currently holding the longest long drive and at 330 meters so it might just take something special to knock him off.

We will need someone in the group to measure the longest drive distance back to the tee and write it on the marker along with the persons name. In this day and age there is always someone in each group who has either a watch with distance measuring capacity or a rangefinder to calculate the distance of a drive.

Winners of Longest drive Jan (Jayden Orger) 277m. Feb (Steve Dawson) 330m Mar (Zac Harford) 224m			May (TBA) cm Jun (TBA) cm Jun (2) (TBA) cm Jul (TBA) cm	Sep (TBA) cm Oct (TBA) cm Nov (TBA) cm
---	--	--	--	--

Reminder

The ball must be clearly on the CUT surface of the green or fair-way to win NTP or longest drive. If it is not on the fairway it doesn't count.

Nearest to the pin prizes were won by:

5th Hole Brent Douglas (Raffle Ticket)

8th Hole Thomas Cooper (Golf Ball)

9th Hole Mick Harper (Raffle Ticket)

11th Hole Steve Dawson (Raffle Ticket)

17th Hole Greg Parsons (Raffle Ticket)

Nearest to Pin 2nd Shot Mick Harper

Longest Drive Steve Dawson 270meters (Raffle Ticket)

Longest Putt Colin Ewart 530cm (Raffle Ticket)

NTP WINNERS



LONGEST DRIVE



Brent Douglas played a flag seeking bullet into the long par 3 fifth hole. His ball sat very close to the hole, however he was still unable to cash in and claim what should have been a certain birdie. Thomas Cooper was also right on target with his approach to the 8th green.

If Thomas and Brent where shooting missiles to win the NTP prize then Greg Parsons prize winner must have been a torpedo. Greg's 5 iron into the 17th green never got in the air, the ball spent it's entire journey rolling along the ground but still had the accuracy and energy to roll up and onto the green and finish closer to the pin than the rest of the field could hit it. As Greg described it to his play-ing partners **"That was my worst shot for the day, but there is no room on the scorecard for the story,"** Lucky there is in the blurb.

Zac Harford took a leaf out of the book of Greg Parsons and speared his ball low and flat at the 8th green. When he made contact the ball took off so hard and flat that at one stage it looked like the ball was going to disappear into the carpark behind the green. As luck would have it, Zacs ball crashed into the sloping bank at the front of the green and the impact left a crater in the surface. The force of sloping ground and displaced earth was enough to slow the ball down and it came to rest on the green giving him a legitimate look at a birdie putt.

Thomas Cooper made sure Zac was not going to feel confident with his birdie attempt by over emphasising the speed of the green. Thomas had made a more conventional shot onto the green however when it came to using the flat stick, he hit his birdie putt with a little too much youthful enthusiasm. The 8 meter down hill putt travelled 17 meters and rolled off the front of the green. Thomas made up and down for bogie with 2 putts so the archives will not record it as a green hit in regulation although the accountants will be grateful for the fine he was issued with for putting from on the green to off the green.

Having watched Thomas' putt disappear over the front of the bank, Zac got nervous and left his putt short, when he missed the next putt for par it was a case of Karma because he should never been putting for birdie in the first place so a Birdogie was probably a fair outcome considering the tee shot he had played.

A couple of minutes later Jaxon Fitzpatrick had the misfortune of seeing his golf ball land in the crater on the false front of the 9th hole created by Zacs tee shot . Poor Jaxon watched as his sweetly struck 7 iron descended from the sky and plopped into Zacs hole. Luckily the rules of golf now allow for a player to take free relief from a situation such as this.



Unfortunately, Thomas Cooper got the poor rub of the green because his ball did not remain embedded when it hit the ground. While Jaxon was able to lift clean and place his ball Thomas had to play it as it lies, which included hitting the ball while it was covered with mud.

It is amazing there wasn't a crater where Steve Dawson hit his drive to on the 16th hole. According to Dawso he only hit one good drive for the entire day and he just happened to save it for the long Drive hole. Dawso has won two long Drive titles already this season which is amazing when you consider he is only 2 foot 6 or otherwise measured as an inch taller than Steve Powne.

Big Mick thought he had the long drive won, so you can imagine how devastated he was when his self proclaimed massive drive, still fell short of Dawso's marker. Mick later told all who was willing to humour him that he had caught a big head wind and Dawso had had a tail wind so that is the only reason why Mick's best effort had failed to win the Long Drive prize.

Thomas Cooper drove pin high on the par 4 15th hole, his ball rolled across the green in front of the forward group while they were putting out, two chips and three putts later he had turned what could have been an eagle or gimmie birdie into a devastating double bogie.

Tom Thurecht swung out of his shoes in an attempt to win the longest drive prize. However his ball was probably closer to the furthest drive rather than the longest drive, because his left handers slice ended up wide on the 18th hole almost on the 1st fairway. Toms second approach shot would have easily have claimed the title of biggest divot, because the clump of sod he gauged out of the fairway went three times further than his golf ball did. Incredibly Tom was somehow able to recover and his third shot hit the green and he holed a long putt to salvage a par from a couple of very ordinary swings.

Col Ewart was bemused when, while he was chipping into the 16th green he was approached by Stu Coops who could hardly put one foot in front of the other. Stu had the look of a person thinking "what the F@#k am I doing here" after a big night on the grogs. Col wasn't sure whether to give Stu sympathy or hug when he offered to forego the rest of the round to help him cook the BBQ. Somehow Stu managed to find the stamina to complete the round, although it might have been better off for Colin if he had walked off the course (like many a struggling golfer before him), especially since he could have addressed the issue of the missing sauce and lack of cooling pellets in the esky and it is worth noting that Stu and Col both finished at the back of the field. Perhaps Col will regret the motivational words he gave to Stu to keep him out and playing, especially because when the numbers were crunched and the rankings announced, it was Colin who finished in last position, out pointed by just one stroke from none other than Stu.

This month we have a new name on top of the points leaderboard. Simon the smiling assassin has snuck his way to the highest points position. Simon has been a consistent performer at the start of season 2023 it is just a matter of time before he cracks it for his maiden victory. Simon is rapidly moving up the ranks and is currently ranked 3rd in the SLP player world rankings, with just Greg Parsons and Thomas Cooper holding him out of the golden cap.

Thomas Cooper and Greg Parsons both with victories this season are positioned strongly in the points leaderboard and despite a devastatingly bad round at Dorset which on earned 1 point. Stu Coops still is within striking distance of a major place.

A victory is the surest way to jump your name up the ladder, there are still 8 rounds to go so there is sure to be plenty of movement up and down the points leaderboard. Andrew Clarke jumped up 30 places with the 15 points he earned from his win at Dorset.

Place Standings for 2023:

Ranking	Player	Rounds	Points	Ranking	Player	Rounds	Points
1	Simon Galloway	4	43	29	Jake Schmidt	2	6
2	Thomas Cooper	4	39	30	Steve Powne	4	4
3	Greg Parsons	3	29	31	Barry Hemsley	3	3
4	Stuart Cooper	4	26	32	Rick Smith	2	2
5	Ron Parsons	4	24	33	Graeme Foster	2	2
6	Glenn Douglas	3	22	34	David Burns	1	2
7	Zac Harford	3	21	35	Jaxon Fitzpatrick	1	1
8	Rick Turcinovic	4	21	36	Warren Perrett	1	1
9	Brent Douglas	4	21	37	Tom Thorn	1	1
10	Peter McArthur	4	19	38	Robert Underwood	1	1
11	Steve Dawson	3	18	39	Mark Sfiligoj	1	1
12	Jamie Brunton	3	17	40	Mark Fitzpatrick	1	1
13	Andrew Clarke	2	16	41	Gerard MacIsaac	1	1
14	Todd Neilson	2	15	42	Chris Sfiligoj	1	1
15	Wayne James	2	15	43	Carl Schwarz	1	1
16	Tom Thurecht	3	15	44	Adam Cooper	1	1
17	Jayden Orger	3	14	45			
18	Newell Richards	4	14	46			
19	Colin Ewart	4	14	47			
20	Phil Plane	2	13	48			
21	Mick Harper	4	13				
22	Chris Westhead	3	13				
23	Dale Robinson	3	13				
24	Peter Calyvpoulos	1	12				
25	Heath McLeod	2	10				
26	Steve Osullivan	2	9				
27	Ben Nichol	3	9				
28	Tony MacIsaac	3	6				

2022 Points Champ



Mick Harper
88 points

DG drummond golf
AUSTRALIA'S BIGGEST

BIG SWING GOLF

The 2023 season is sponsored by Drummond Golf Mitcham

Golf Balls and prizes are owed to the following people:

Andre Clarke \$40 Drummond voucher Winner at Dorset

Heath McLeod NTP 2nd Hole Centenary Park Golf ball

Todd Neilson heard the beers were going to be warm at Dorset so he opted to stayed away. Evidently not even a free beer is worth drinking when it is warm. Considering he is a second time Champion of Champion he is doing a poor job of utilizing the perks of his powers. In 2021 Newell ticked off as many drinks in January as Todd has done in 4 months. Even Stevie Powne as a two pot screamer was far more effective at extracting free drinks from his flock.

TODDS CHAMPION OF CHAMPIONS HIT LIST.					
Rounds		Rounds		Rounds	
Player Name		Player Name		Player Name	
Acam Cooper	1	Grant Kelly	1	Ron Parsons	10
Andrew Clarke	7	Greg Parsons	Paid	Shane Cumming	9
Anthony Emmerson	7	Greg Spence	2	Shaun Klep	2
Barry Hemsley	10	Jake Schmidt	7	Simon Galloway	Paid
Ben Nichol	8	Jamie Brunton	Paid	Steve Dawson	12
Brant Douglas	5	Jaxon Fitzpatrick	9	Steve Osullivan	Paid
Cam Douglas	4	Jayden Orger	6	Steve Powne	11
Cameron Ross	3	Leigh MacIsaac	8	Stuart Coope	13
Chris Sfligoj	7	Mark Fitzpatrick	10	Thomas Cooper	9
Chris Westhead	9	Mark Sfligoj	7	Tim Emmerson	5
Colin Ewart	8	Nick Harper	Paid	Todd Neilson	9
Dale Robinson	1	Newell Richards	8	Tom Harold	1
David Burns	4	Peter Calyvpoulos	5	Tom Thorn	11
David Page	1	Peter Harold	1	Tony MacIsaac	5
Duan Robinson	2	Peter McArthur	6	Warren Perrett	1
Gerard MacIsaac	7	Phil Plane	11	Wayne James	11
Glenn Douglas	8	Rck Turcinovic	10		
Graeme Foster	2	Robert Underwood	3		

2022 Champion of Champions



Winner of the blue Jacket and all of its powers for 2023.

For those who have forgotten about the powers bestowed on the Blue Jacket; here is a reminder of how it works.

As the Champion of Champions a player is able to ask any Sunday Leave Pass member to buy him a drink, it is limited to only receiving one drink per member (beer or soft) over the entire year and it can only be done so, if he is wearing the Champion of Champion jacket at the time. This of course does not include new members who did not play at least one or more rounds in season 2022, but not exclusive to those who attended the golf trip. So, if he manages himself correctly, he should be looking at up to 51 free beers or soft drinks over the next 12 months. Now, that is a prize worth aspiring for.

The other condition is that the player must be the one who consumes the drink, he cannot use his power to buy beverages for anyone else. There is also a catch where, if the wearer of the blue jacket asks someone who has previously shouted him a drink, then he must immediately buy them a drink instead. The Champion of champions can also kick in the balance of \$2 per shout to upgrade his beer to bourbons if he prefers to.

Remember that the Champ must be wearing the jacket, He must continue to wear the jacket while he is drinking. If it is too hot to wear the Champion of Champions jacket, that is OK, just choose not to wear it and then you are not eligible for a free drink. All purchased drinks are to be opened so they cannot be taken home for future consumption or to give to dinner guests or visitors. A traveller for the drive home is also OK, so long as it is opened, and the jacket wearer is the one who drinks it.

Remember: In order, to qualify as the Champion of Champions a member just needs to win a monthly title. All of the winners from the monthly championships who are attending the golf trip will then play off for the title based on total accumulated stableford points from 9x Randomly selected holes. The Winner is the person with the most points over those 9 nominated holes, and in the event of a tie then a Countback to determine the winner applies.

NOTE: The Winner of the December title is also eligible to win the competition however they only get to count their scores by using only 8 Randomly selected holes.

Monthly winners eligible for Champion of Champions playoff in 2023

January (**Thomas Cooper**) 90 Nett [66]. February (**Peter MacArthur**) 82Nett [68] March (**Greg Parsons**) 93Nett [69], April (**Andrew Clarke**) 75Nett [64], May (**TBA**) ?? Nett [??], May 2 (**TBA**) ?? Nett [??], June (**TBA**) ?? Nett [??], July (**TBA**) ?? Nett [??], August (**TBA**) ?? Nett [??], September (**TBA**) ?? Nett [??], October (**TBA**) ?? Nett [??], November (**TBA**) ?? Nett [??], December (?????????)

Monthly winners eligible for Beer Wench of Beer Wenches playoff in 2023

January (**Glenn Douglas**) 100 Nett [84]. February (**Newell Richards**) 105 Nett [85], March (**Steve Powne**) 117 Nett [90] April (**Colin Ewart**) 113 Nett [87], May (**TBA**) ?? Nett [??], May 2 (**TBA**) ?? Nett [??], June (**TBA**) ?? Nett [??], July (**TBA**) ?? Nett [??], August (**TBA**) ?? Nett [??], September (**TBA**) ?? Nett [??], October (**TBA**) ?? Nett [??], November



[YES I want to take part in the golf trip this year](#)

[No I will not be going on golf](#)

GOLF TRIP CONFIRMATION STATUS

Shepparton 8th-10th December Cost is \$395

Golf trip Booking Status Confirmed & Deposit Paid

Adam Cooper	UNKNOWN		Mick Harper	UNKNOWN	
Andrew Clarke	YES		Peter McArthur	YES	
Anthony Emmerson	NO		Phil Plane	YES	
Barry Hemsley	YES	Paid \$175	Rick Smith	UNKNOWN	
Ben Nichol	NO		Rick Turcinovic	YES	Paid \$205
Brent Douglas	YES		Rob Underwood	NO	
Brendan Brewster	UNKNOWN		Ron Parsons	UNKNOWN	
Cameron Ross	UNKNOWN		Shane Cumming	UNKNOWN	
Chris Sfiligoj	NO		Simon Galloway	UNKNOWN	
Chris Westhead	YES		Steve Dawson	YES	
Colin Ewart	YES	Paid \$140	Steve O'Sullivan	YES	Paid \$50
Dale Robinson	UNKNOWN		Steve Powne	YES	
David Burns	YES		Stuart Cooper	YES	Paid \$50
Gerard MacIsaac	YES		Thomas Cooper	YES	Paid \$50
Glenn Douglas	YES		Tim Emmerson	NO	
Greg Parsons	YES	Paid \$395	Todd Neilson	UNKNOWN	
Jake Schmidt	UNKNOWN		Tom KellyThorn	NO	
Jamie Brunton	YES		Tom Thurecht	UNKNOWN	
Jayden Orger	YES	Paid \$200	Tony Macisaac	YES	Paid \$55
Jaxon Fitzpatrick	YES	Paid \$295	Trevor Kershaw	UNKNOWN	
Karl Schulze	NO		Warren Perrett	UNKNOWN	
Mark Fitzpatrick	YES	Paid \$385	Wayne James	UNKNOWN	
Mark Sfiligoj	YES		Zac Harford	UNKNOWN	
Newell Richards	YES	Paid \$100			
Peter Calyvopoulos	YES				

[YES I want to take part in the golf trip this year](#)

[No I will not be going on golf](#)

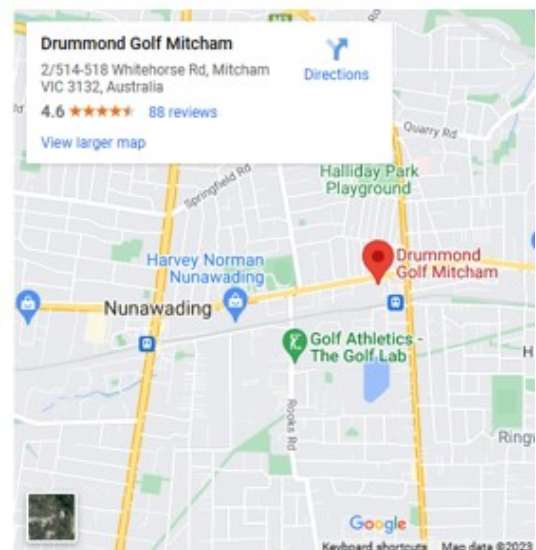

2023 Fixture

Golf Course & How to get there Directions	Date	Melways Ref	Website links
Spring Park	7th May 8-30am	88 H 7	www.springparkgolf.com.au
Cape Schanck	28th May 7-30am		www.racv.com.au
Bayviews	25th June 8-15am		www.bayviewsgolf.com.au
Devil Bend	30th July 8-04am		www.devilbendgolf.com.au
Werribee Park	27th August 9-15am	259 B 4	www.werribeepark.com.au
Ringwood	24th September 9-05am	63 F 2	www.ringwoodgolfclub.com.au
Churchill Park	29th October 7-30am	82 C12	www.churchillparkgolf.com.au
Yarra Bend	19th November 8-00am		https://yarrabendgolf.com
Shepparton Golf Club	8th – 10th December		www.sheppartongolf.net.au

To notify us of your status click on one of the following links **YES** **or** **NO** or email **direct to** studaydream@gmail.com



This year we are welcoming a new major sponsor to the mix. Drummond golf Mitcham will become our new monthly sponsor. They have upped the ante and have offered \$30 prize voucher for the monthly winner. Most of our members are already Drummond members, as the club signed you up as lifetime members a few years back however if you are not a Drummond Club member let us know and we will arrange to get you in the system and this way you can also reap the rewards of the savings and deals that a Drummond Club membership brings with it.

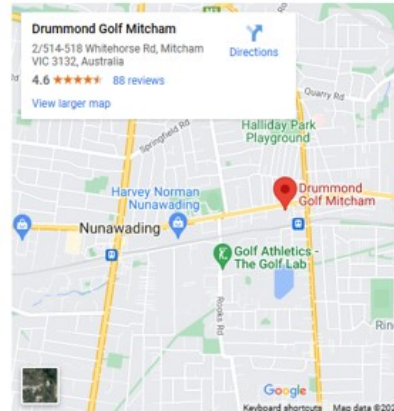



With the addition of our Drummond Golf sponsorship comes access to the Big Swing simulators. We will be scheduling a couple of SLP social nights into the calendar so make sure you try to get involved in those events when they are held.

Many of our members have already capitalized and made their recent golf purchases at Drummonds.

Sponsors Page

Major Sponsor




I am not sure if it is coincidence or not however it should be noted that the folks who are shopping at Drummond Golf seem to be cashing in on all of the prizes.

- Peter MacArthur bought a new rangefinder in December and he won in February
- Greg Parsons bought a new set of Wilson irons in February and he won in March.
- Mick harper bought a Taylormade putter and a rangefinder and is continuously seeing his name appear in the novelty prizes.

There certainly seems to be a common theme to who is getting the rewards, I will be certainly contemplating going there at some stage in the next few days if it is going to increase my odds of putting a monthly title against my name



Hole in One Sponsors of the SLP Social Club



Complete Supply Co (Aust) Pty Ltd is a family owned and operated business that was established in 1994. From humble beginnings Complete Supply along with its sister company Complete Welding Services is now established as the market leader in the delivery and distribution of pipe, valves, fittings and fabrication to the fire sprinkler and plumbing industry. [About | Complete Fire Supply Co](#)

CSC have donated \$500 to the Sunday leave pass hole in one fund. If you need their services call them and make sure you say thanks for being a sponsor. (03) 9768 3333 Address 15 Swift Way, Dandenong South VIC

Global Valve & Fittings with Decades of Experience The New Old Kids On The Block!

Global Valve and Fittings believe in offering our customers the highest level of service and wish to make it easy to purchase products in a timely and cost effective manner.

The group of owners and employees collectively have over 100 years of knowledge and experience in the valve and pipe fitting market. We work with strong brands that share our attention to quality and service.

[Global Valve and Fittings - Huge Range & Fast Delivery \(gvf.net.au\)](#) [1300 784 371](tel:1300784371) admin@gvf.net.au