




## SUNDAY LEAVE PASS 2022

The jackpot for making an ace builds up each month, as we withhold \$1 from the entry fees of each monthly participant and then use that money to make up the prize pool. Since February 2021, we have had over 366 competitors take to the fairways and since no one has managed to hole out yet, we have a continuously growing cash fund growing in the kitty.

Prize Pool goes up \$1.00 per player each month.



### FINE JAR 2022

### \$1014.95

#### FINE SYSTEM

Not driving lady's tees	\$5-00
Having an air swing	\$2-00
Having 4x putts	\$2-00
Throwing a club	\$2-00
Hitting across 2x fairways	\$2-00
Shank	\$2-00
Double Hit	\$2-00
Putting ball on, back off the green	\$2-00
Three Putt Monkey (18 <sup>th</sup> Hole)	\$2-00

Any other act performed on the course which is deemed to be deserving of a fine can be put to the group for a vote after the game. **\$2-00**

Maximum pay out is **\$10-00**.

Did you ever consider that even if you played every round for the year and paid the maximum fine (\$10) each time you played you would only be contributing \$150 for the year. That donation gets you four or five BBQ's during the year, drinks at social events and unlimited alcohol for 5 hours at the pub on the Saturday night of the golf trip.

**This is a call out and a reminder to all of those guys with short arms and deep pockets that you need to contribute a bit of loose change to the fine jar to help to keep the club operational.**

#### **CONFIRM YOUR STATUS FOR NEXT MONTH**

**NEXT MONTHS ROUND IS AT BAY VIEWS GOLF COURSE ON SUNDAY 26th June**

Cost of the round will be **\$55**.

Please confirm your status for Bay Views ASAP.

To notify us of your status click on one of the following links [YES](#) **OR** [NO](#) or email direct to [stundaydream@gmail.com](mailto:stundaydream@gmail.com)



Please Note: We have booked the golf trip and we will be going to Shepparton Golf course this year.

The date of the golf trip will be **Friday 9th December to Sunday 11th December 2022. The Cost is approximately \$350.00.** We have booked for 36 players so please book it into your calendar and let me know if you are a definite attendee ASAP.

[YES, I want to take part in the golf trip this year](#)

Please Note: Deposits are past due. Please transfer some money to secure your bed if you haven't done so already. Golf Trip bookings are on a first in first served basis. We cannot create extra beds so if you want to go this year then make sure you book your seat at the bar reserve your spot as early as possible.

[YES, I want to take part in the golf trip this year](#)

Please be aware that we will not hold spots for long serving players, the only way to guarantee a spot is to reply to correspondence requests and pay a \$50 deposit.

**Before you all send an email to say your handicap was wrong this month, I remind you that every month the handicaps are adjusted according to the slope handicap system. The harder the course, the higher your handicap in relation to your handicap index, also the lower your handicap will be when playing a course which is classified as easy. The changes to every player's handicaps are consistent and based on the guidelines set out in the Golf Australia slope handicapping system.**

**So please don't send a message to say your handicap was wrong.**



# Eagle Ridge May 2022



A place of tranquility then destruction

Photo by Egga

**This month, for something different, we thought we would highlight a few of the good shots from Eagle Ridge before we focus more on the bad shots.**















Photo by Gerard MacIsaac



**Eagle Ridge. What an awesome looking golf course, I hope you enjoyed the imagery because we might not ever see it again, especially if the player scorecards and monthly results influence the voting patterns of any future Sunday Leave Pass fixturing at this amazing Mornington peninsula course.**

**It seems there were no eagles, very few birds in fact; the only thing that soared on Sunday were the scores and Newell tally.**

**Sunday Leave Pass social club may have broken an all-time new record or two. We had an average score of over 100 shots per player, 108.67 to be precise and there was a record number of Newell's carded. Although he was not officially playing this month, Newell turned up, in every one of the 6x groups playing this month and he featured on the score card a mind boggling 21 times. According to our archives, this is a new official club record.**

**The handicapper warned us in advance that the course was going to be hard and consequently we were all given a couple of extra strokes on the handicap, however most of us could have been given at least 10 extra shots and it would not have made a dint in the scoring. The player who finished in the 14<sup>th</sup> place achieved the feat with a score of Nett 91. Most rounds that score would get you the pink vest.**





## COMPETITION TIME

**Win a SLP stubby holder if you can guess who this golfer is and what they managed to score on the hole from this interesting and difficult position.**

**First person in with the correct answer wins the prize.**

Email you answer to <mailto:studaydream@gmail.com>

It is pretty obvious in the image below who this golfer is. Barry Hemsley found the golf at Eagle Ridge, a wee bit more challenging than he has at Dorset and Spring Park. Although there were some flashes of brilliance, namely hitting the first and second greens in regulation, the wash up at the end of the round was that like the shot in the image sequence below, the ambition was more optimistic than his ability.

Barry was one of the 33 percent of SLP players who signed off for a score of more than 120 shots for the day.





**Eagle Ridge has magnificently groomed blemish-free fairways, perhaps this is a reflection of the fact that not many people actually play shots from the middle short mown areas. Most golfers spent their day walking in and out of the Teatree, or descending the face of steep bunkers, or as we saw in Barry' case looking despairingly into the crystal-clear water looking for their ball at the bottom of the blue waters of the lake.**



**Steve Dawson could not control those enormous muscles of his and he repeatedly overshot the green, leaving himself with all manner of difficult or unplayable lies. This one on the 15<sup>th</sup> hole took three tries with the one-handed reversed golf club technique, before he eventually succumbed to the reality that he should have taken an unplayable lie right from the start.**


**Although he finally extracted the ball from the thick scrub, it wasn't before he had racked up a 9 on the score card and given up any chance of chasing down some points against the points championship leader. It was a tough day for the pint sized, power hitter and he was handicapped by the fact that his driver did not want to give him any love. Dawso used the driver 5 times shanked it 3 times and the other two drives dribbled along the ground and the reported distance travelled, were 236 meters short of his career driving distance average.**





Phil Plane had no trouble getting his golf ball in the air, his problem was getting it to come back down again. On the Par 3 eighth hole, Phil knocked his tee shot into a part of the golf course that not even foraging ants could navigate though. What's worse, Phil's provisional ball (3<sup>rd</sup> off the tee) shot off in totally the opposite direction to his initial snap hook. The first drive was a write-off, but when he set off to find his second ball, he was surprised to discover that it had not yet come down to earth. Phil's Callaway was nestled in the branches of a tree and floating 2-meters above the ground.

Phil resisted the temptation of taking an unplayable lie, but instead took a leaf straight out of the Cam Ross "How to hit a ball from overhead playbook." Fortunately, it worked for Phil and he was able to nudge the ball out of the tree and back into play with out penalty or multiple attempts.



Almost every hole on the challenging Eagle Ridge layout had some form of danger to negotiate. The bunkers were numerous and deep, it was not uncommon to have a player disappear into the trap and then not be seen for some time as they trudged around in the natural sand mines. Greg Parsons got lost in the bunker on the 7<sup>th</sup> hole. His playing partners could only guess how many shots he had while he was in there, based on the number of different sprays of sand that launched up into the air or by counting the "F-BOMBS." expleted. When Greg resurfaced 10 minutes after entering the bunker, he called himself to be 13 shots with 7x of them being played from inside the sand. Whether this was the correct score or not, no one will ever know.



The bunkers on the 2<sup>nd</sup> hole in particular, had a lot of bite to them, both Rick and Phil plane found themselves staring down the barrel of a simultaneously plugged ball in the face of the trap. It was easy to work out how many shots it took for Phil to extract his ball because he did it first try. Rick was not so lucky he took multiple swats at the pill and nearly tumbled face first into the sand. In the end, Dawso had to go back to a video replay to help Rick count the number of shots he had in the bunker to try to work out a score for the entire hole.

Click on the video link to see examples of correct technique and poor bunker skills. [Rick & Phil bunker techniques](#)





**Click image to watch video**

[Rick & Phil bunker techniques](#)



The question is, how would you go at getting your ball out of a lie like this? [Rick falling down the bunker face](#)



It wasn't just the bunkers that had players amassing big totals. The rough was thick, the garden beds were like the Bermuda triangle and the Teatree was impenetrable. Even Stu Coops had to take a couple of unplayable lies, and that is seriously saying something.

Rick found himself imbedded in the rockery under the bridge over the creek in the middle of the second fairway.

While straddling up to the ball to play his shot Rick smashed it over the crest of the hill, the ball just missed bouncing and rolling over the bridge but instead it disappeared into the creek below.



It was only then that he said to his playing partner, “Oh \$#!7 I forgot that the creek and the bridge over the lake was even there.” Once he had retrieved his ball from its resting spot under the bridge, Rick took a drop back away from the creek in a direct line with the flag. The only issue being, was once he dropped the ball, he suddenly realized he needed to re-drop it again because he had dropped his Callaway 2, straight in front of the siderails of the bridge. He had literally snookered himself from playing a shot. It was then that Rick’s playing partner said jokingly, “What I suppose you forgot the bridge was there again did you?” With all of his trials and misfortunes on the 2<sup>nd</sup> hole, Rick eventually amassed enough shots to make his contribution to the Newell’s wall of shame honor board.



Thomas Cooper found his place right at the top of the Newell’s list. Thomas had what he aptly described as 2x quadruple pars, which can otherwise be described as a Newell and a half plus 1 (16). Thomas was travelling quite well over his round, until he came unstuck on the 14<sup>th</sup> hole and then again on the 7<sup>th</sup>. Thomas’ back nine was as good as anyone’s, he was even matching Big Mick and SOS except for his knee nobbling blow out hole.

After he 3-putted the green on the 14<sup>th</sup> hole, Thomas said to his marker: “just a minute while I work backwards to try to calculate how many shots I have had.”

	<p>In translation the back of his card read like this.</p> <table><tr><td>Tee to fairway bunker on adjacent hole</td><td>1</td></tr><tr><td>Fairway bunker to bush</td><td>2</td></tr><tr><td>Bush to lost ball</td><td>3-4</td></tr><tr><td>Lost ball to lost ball</td><td>5-6</td></tr><tr><td>Lost ball to rough</td><td>7-8</td></tr><tr><td>Rough to bunker edge</td><td>9</td></tr><tr><td>Bunker to out of bounds</td><td>10-11</td></tr><tr><td>Bunker to Green</td><td>12-13</td></tr><tr><td>Three Putts</td><td>14-15-16 (in hole)</td></tr></table>	Tee to fairway bunker on adjacent hole	1	Fairway bunker to bush	2	Bush to lost ball	3-4	Lost ball to lost ball	5-6	Lost ball to rough	7-8	Rough to bunker edge	9	Bunker to out of bounds	10-11	Bunker to Green	12-13	Three Putts	14-15-16 (in hole)
Tee to fairway bunker on adjacent hole	1																		
Fairway bunker to bush	2																		
Bush to lost ball	3-4																		
Lost ball to lost ball	5-6																		
Lost ball to rough	7-8																		
Rough to bunker edge	9																		
Bunker to out of bounds	10-11																		
Bunker to Green	12-13																		
Three Putts	14-15-16 (in hole)																		



Thomas replicated the feat on the par 5 seventh hole where he had another (16) however in that case he was still standing on the tee while playing his 7th shot, after hitting multiple balls in the scrub.

Whoever said playing golf was child's play most certainly has never played at Eagle Ridge. Well perhaps they might have, but like Fitzzy they would have had their best results while climbing on the Pirate Ship kiddie play center and pushing Tonka toys around the kid's club area.





Unfortunately for Mark, he could steer his imaginary boat and toy cars much better than he could his golf balls. Fitzzy had a career worst round (124) which included 3x Newell's. With a Nett Return of 105, Mark was a clear loser for the day and claimed his second Beer Wench title for 2022 and his 3<sup>rd</sup> in 85 Sunday Leave Pass rounds

Fitzzy most certainly was not alone; he and Jaxon shared a nice father and son moment by both scoring an 11 (Newell plus 1) on the 2<sup>nd</sup> hole.

The 7<sup>th</sup> hole was the most damaging to the score card for most of our golfers, it yielded 5x Newell's and played on average 3.34 strokes over par. The second hole was also quite damaging too, including both Fitzzy's scoring an 11 the second hole was ranked as one of the more difficult holes for the day.

#### NEWELL'S

Jaxon Fitzpatrick	2nd Hole Par 4 (11)			Phil Plane	8th Hole Par 4 (10)	
Mark Fitzpatrick	2nd Hole Par 4 (11)			Shaun Klepp	9th Hole Par 5 (10)	
Rick Turcinovic	2nd Hole Par 4 (11)			Jaxon Fitzpatrick	9th Hole Par 4 (10)	
Jaxon Fitzpatrick	4th Hole Par 4 (11)			Jaxon Fitzpatrick	10th Hole Par 4 (11)	
Barry Hemsley	4th Hole Par 4 (13)			Thomas Cooper	14th Hole Par 4 (16)	
Phil Plane	4th Hole Par 4 (12)			Mark Fitzpatrick	15th Hole Par 4 (10)	
Steve Dawson	7th Hole Par 5 (10)			Greg Parsons	15th Hole Par 4 (13)	
Tom Kellythorn	7th Hole Par 5 (11)		Thomas Cooper	7th Hole Par 5 (16)		
Leigh MacIsaac	7th Hole Par 5 (11)	<p><b>“A Newell,” is a golfing term defined as “A score of 10 or more shots on a single hole.”</b></p>			Mark Fitzpatrick	16th Hole Par 5 (12)
Greg Parsons	7th Hole Par 5 (11)				Barry Hemslev	18th Hole Par 5 (10)



If you want to check out who else has made a Newell, then you can click on the link to go to the honour board on the website [Newell's – Sunday Leave Pass](#)

We did warn everyone in advance that they may lose a few golf balls at Eagle Ridge, however what we failed to mention was the implications of how the lost balls would lead to some extraordinarily high scores. Although he did not play himself this month Newell featured in all 6 playing groups and in some case multiple times. Jaxon Fitz had the most Newell's at Eagle Ridge (four of them). Mark Fitz only had 3x Newell's however that was certainly still enough to have him testing out his polyester allergies next month when he will be required to wear the pink Beer Wench vest at Bayviews. Barry Hemsley racked up a couple of double-digit numbers on his score card, as did Leigh MacIsaac. It is unusual to see Leigh MacIsaac's name feature in the Newell wall of shame, however after nearly 2 years in golfing quarantine, there was every likelihood that he would have a few cobwebs on the clubs and rust in the joints.

Thomas Cooper is making a name for himself as the Big Newell player. Thomas has recorded a 17 on a par 3 a couple of 15's and lots of 12's and 13's. This month he added a couple of 16's to his stats sheet. Clearly when Thomas blows out, he blows out big time. To his credit, Thomas counts every single shot and penalty, whereas there are possibly a few leather wedge candidates amongst us, who when the going gets tough and the numbers get large, tend to round down by a shot or two.

Most of Thomas' bad shots were resultant of a wayward drive. He certainly has taken after his dad in this part of the game and like his senior, he spends more time playing on the wrong fairway rather than the correct one. Interestingly it was neither Stu or Thomas who came within feet or inches of killing Rick Turcinovic. They both had valid alibi's when a golf ball flew across from the 12<sup>th</sup> tee to the 13<sup>th</sup> fairway as Rick stood at address over his ball.

There was only a very soft call of fore!!! from the adjacent tee, which is scary when you think how close it came to hitting Rick. The random flog (as Rick described him) didn't even have the courtesy to apologize, but rather he just waited for Rick to move on and away before he ran out to the fairway to hit his almost blood-soaked golf ball.



Steve Dawson managed to hit Stu Coops in the rump. Stu was bending over to get a good view of where Phil Plans ball had disappeared into the bushes, when suddenly Dawso's ball came flying across the fairway and hit him flush in the tush.



The good news was, despite the bruising, Stu was able to locate both balls and stemmed the bleeding of lost balls hit into the Teatree. Although he lost 6 or 7 balls for the day, Phil and all of his playing partners returned back to the car park with a positive golf ball balance for the day. Every time they went looking for an errant shot, there was always plenty of extra balls to collect from the scrub. At one point Rick said to his playing partner, "Phil, there must be a guy who plays this course as badly as you do, because wherever your ball goes and gets lost in the bushes, I keep finding someone else's brand-New Srixon in the same spot."

Rick's golf bag weighed twice as much as it did when he started his round because despite losing a couple of balls of his own, he came home with an extra 11 brand new Srixon balls, half a dozen Callaway's, a couple of Titleist, a topflight, a Nike ball, 3x TaylorMade's and even Barry's Wilson staff ball that Barry lost when he failed to get the ball in the air on the par 3, eleventh hole.



It was a tough day for Big Mick, who initially had visions of burning up the Eagle Ridge golf course, unfortunately things didn't go to plan, especially since despite going to bed at 845pm on Saturday night to make sure he got plenty of rest before the game. Evidently, Mick got very little sleep because Stu Coops the super-snorer kept the entire household awake all night once he finally rolled into bed. Poor Stevie Powne had to take himself off to sleep on the couch because bunking in with Stu proved to be a big mistake and eliminated any chance of getting any sleep at all.

While Stu woke up with only a slight hangover, poor Steve was faced with a crook back from sleeping on the uncomfortable couch. He also had frozen toes and a severe case of sleep deprivation because even through three rooms, the rattle of the vibrating walls accompanied by the snorts and grunts coming from the guest room was far too loud to ignore.

It doesn't seem too much of a coincidence that all of the people who were attending Fitzzy's sleepover, all had disastrous rounds on Sunday and they all finished at the back of the points distribution.

It is no wonder that SOS and Cider pulled out on the event once they heard that Stu was going to be in attendance.

Remember to always capture any photos or take video footage of anything funny or unusual that you see out on the golf course that you think might be worth sharing with the group.



# Eagle Ridge Golf Course Results

After some very easy courses at the start of Season 2022 we are getting into the tough part of the year. Eagle ridge is just the start of a tough run home, Bayviews, Werribee Park, Devil Bend and Cape Schanck are just a few of the paddocks booked to test your mental aptitude.

Gerard MacIsaac was out and out the best player at Eagles Ridge, he played a solid round avoiding all of the chaos and bedlam around him. Gerard closed out his round with the lowest score off the stick, outscoring even the clubs' best players by 6 strokes. By avoiding all of the carnage Gerard was able to sign for a score of Nett 74 and claim his 11<sup>th</sup> Sunday Leave Pass monthly title.

Interestingly Gerard's win at Eagle Ridge breaks his drought which was spanning 6 years since his last victory.

The points rankings in May 22 were much broader than most other months. Anthony Emmerson and Tony MacIsaac fell one stroke short of Gerard's total, leaving them to fight off for the minor placings. Egg knocked out Tony on a count back. Despite playing the back nine first his 18 stableford points was better than the tiring Tony Mac who only amassed 16 points over the same stretch of holes.

The Supercoach found himself in the unusual position of being at the top of the points distribution. After years of whinging and whining about his handicap he has proved that the handicap has him pegged accurately, because despite not driving past the lady's tees three times, Mark still managed to shoot close to his handicap on a course where most people could not even get close to the mark. Supercoach ran 4<sup>th</sup> place with Nett 76.

Wayne James continues his strong season, he finished in the top 5 and has crept even closer towards the top end of the season points championship tally. Wayne has moved into 2<sup>nd</sup> place although SOS has still can not be caught yet even if Wayne one next month and SOS had the month off.

## Results for Eagle Ridge were as follows:

Ranking	1	2	3	4	5	6	7	8	9
Player	Gerard MacIsaac	Anthony Emmerson	Tony MacIsaac	Mark Sfiligoj	Wayne James	Todd Neilson	Steve Powne	Colin Ewart	Mick Harper
Score	83	91	107	96	91	99	99	113	89
Handicap	9	16	32	20	13	20	20	33	7
Nett Score	74	75	75	76	78	79	79	80	82
Points	15	14	13	12	11	10	9	8	7

Ranking	10	11	12	13	14	15	16	17	18
Player	Stuart Cooper	Tom Kellythorn	Simon Galloway	Steve O'Sullivan	Rick Turcinovic	Greg Parsons	Jaxon Fitzpatrick	Thomas Cooper	Phil Plane
Score	99	108	111	97	126	124	125	122	123
Handicap	14	21	24	8	35	33	32	28	29
Nett Score	85	87	87	89	91	91	93	94	94
Points	6	5	4	3	2	1	1	1	1

19	20	21	22	23
Leigh MacIsaac	Steve Dawson	Barry Hemsley	Shaun Klepp	Mark Fitzpatrick
110	113	125	120	124
16	19	29	22	19
94	94	96	98	105
1	1	1	1	1

For those players not familiar with the scoring process, listed below is the format we use in Sunday Leave Pass competitions.

Once all of the players are ranked then the Seasons Championship points are allocated according to the position in the field.

The player in 1<sup>st</sup> place gets 15 points, 2<sup>nd</sup> place 14 points, 3<sup>rd</sup> place 13 points, etc. etc. Any player who completes the round however finishes ranked outside the top 14 and is placed between 15<sup>th</sup> spot to BeerWench then they are all allocated 1 championship point for attending.



For the benefit of the newcomers or the uneducated we thought it would be a good opportunity to go through the player rankings and point scoring system again.

Sunday Leave Pass competitions are run using Stroke so you need to count every shot that you play and you need to finish every hole. Each player's Nett total score is then calculated by deducting the players handicap from the Gross score. If a player doesn't have an official Sunday Leave Pass handicap, then a temporary played to handicap is allocated on the day using the Callaway handicapping system.

Once the players Nett score is calculated they are ranked from lowest score (Monthly title winner) to highest score. (BeerWench) Where more than one player has the same Nett Score then the place allocations are decided based on a countback system.

The player with the most points at the end of the year is crowned the Points champion irrespective of how many rounds a person has played. If one person plays 13 rounds for the year and the person in 2<sup>nd</sup> place has only played 10 rounds but is close to the same score then that is bad luck to the person in 2<sup>nd</sup> place. All players are invited to play the entire fixture. We reward participation rather than perfection and performance so if you play more often you will end up with more points.

## Place Standings for 2022:

Name	Total	Played	Rank		Name	Total	Played	Rank
<b>Steve Osullivan</b>	<b>61</b>	6	<b>1</b>		<b>Rick Turcinovic</b>	<b>14</b>	4	<b>25</b>
<b>Wayne James</b>	<b>45</b>	6	<b>2</b>		<b>Tony MacIsaac</b>	<b>14</b>	2	<b>25</b>
<b>Steve Powne</b>	<b>42</b>	6	<b>3</b>		<b>Simon Galloway</b>	<b>13</b>	4	<b>28</b>
<b>Steve Dawson</b>	<b>41</b>	6	<b>4</b>		<b>Colin Ewart</b>	<b>11</b>	4	<b>29</b>
<b>Mick Harper</b>	<b>41</b>	5	<b>4</b>		<b>Ben Nichol</b>	<b>10</b>	4	<b>30</b>
<b>Gerard MacIsaac</b>	<b>37</b>	3	<b>6</b>		<b>Dale Robinson</b>	<b>8</b>	1	<b>31</b>
<b>Tom Kellythorn</b>	<b>35</b>	5	<b>7</b>		<b>Thomas Cooper</b>	<b>8</b>	4	<b>31</b>
<b>Anthony Emmerson</b>	<b>30</b>	4	<b>8</b>		<b>Greg Spence</b>	<b>7</b>	2	<b>33</b>
<b>Barry Hemsley</b>	<b>28</b>	5	<b>9</b>		<b>Tom Harold</b>	<b>6</b>	1	<b>34</b>
<b>Shane Cumming</b>	<b>26</b>	5	<b>10</b>		<b>Jamie Brunton</b>	<b>6</b>	3	<b>34</b>
<b>Glenn Douglas</b>	<b>25</b>	3	<b>11</b>		<b>Brent Douglas</b>	<b>6</b>	3	<b>34</b>
<b>Todd Neilson</b>	<b>24</b>	5	<b>12</b>		<b>Peter Harold</b>	<b>5</b>	1	<b>37</b>
<b>Stuart Cooper</b>	<b>23</b>	6	<b>13</b>		<b>Newell Richards</b>	<b>5</b>	3	<b>37</b>
<b>Jake Schmidt</b>	<b>19</b>	4	<b>14</b>		<b>Grant Kelly</b>	<b>4</b>	1	<b>39</b>
<b>David Burns</b>	<b>18</b>	2	<b>15</b>		<b>Ron Parsons</b>	<b>4</b>	4	<b>39</b>
<b>Chris Sfiligoj</b>	<b>18</b>	5	<b>15</b>		<b>Duan Robinson</b>	<b>3</b>	2	<b>41</b>
<b>Greg Parsons</b>	<b>18</b>	4	<b>15</b>		<b>Cam Douglas</b>	<b>3</b>	2	<b>41</b>
<b>Mark Fitzpatrick</b>	<b>17</b>	5	<b>18</b>		<b>Peter Calyvopoulos</b>	<b>2</b>	2	<b>43</b>
<b>Tim Emmerson</b>	<b>15</b>	3	<b>19</b>		<b>Shaun Klep</b>	<b>2</b>	2	<b>44</b>
<b>Andrew Clarke</b>	<b>15</b>	4	<b>19</b>					
<b>Jaxon Fitzpatrick</b>	<b>15</b>	5	<b>19</b>		<b>YET TO PLAY</b>			
<b>Phil Plane</b>	<b>15</b>	5	<b>19</b>		<b>Rob Underwood</b>	<b>0</b>	0	<b>45</b>
<b>Leigh MacIsaac</b>	<b>15</b>	2	<b>19</b>		<b>Cameron Ross</b>	<b>0</b>	0	<b>45</b>
<b>Mark Sfiligoj</b>	<b>15</b>	4	<b>19</b>		<b>Warren Perrett</b>	<b>0</b>	0	<b>45</b>
<b>Chris Westhead</b>	<b>14</b>	4	<b>25</b>		<b>Jason (HOG)</b>	<b>0</b>	0	<b>45</b>
					<b>Karl Schulz</b>	<b>0</b>	0	<b>45</b>
					<b>Adam Cooper</b>	<b>0</b>	0	<b>45</b>

Steve O'Sullivan has been very consistent in 2022, he is averaging over 11 points per round and he now has a commanding lead over the rest of the field. Even if he takes a month off and the second ranked player won, SOS will still have a buffer to cover him. Dawso dropped back down the leaderboard after a disappointing round by his standards, which made room for Wayne James to jump over the top of him. Mick Harper is still sitting in a strong position to run up the ladder over the next few rounds and incredibly despite only playing 3 rounds in 2022 Gerard MacIsaac has already been awarded 37 points and is much higher on the ladder than most other players who have played in all 6 rounds for the season.

### Golf Balls are owed to the following people:

<b>Tim Emmerson</b>	<b>x1</b>	<b>NTP 3<sup>rd</sup> Hole Gardiners Run</b>
<b>Ben Nichol</b>	<b>x1</b>	<b>NTP 7<sup>th</sup> Hole Gardiners Run</b>
<b>Jaxon Fitzpatrick</b>	<b>x1</b>	<b>NTP 2<sup>nd</sup> shot Warburton</b>



# Prepare yourselves it is coming soon. Shepparton 2022.



It seems 2022 is not going so well for the usually very consistent. Mark Fitzpatrick. He has taken an affinity to wearing the pink vest and after finishing 4 strokes clear of the 2<sup>nd</sup> last player at Eagle Ridge, Fitzy will be once again performing the duties of wearing the pink vest at Bayviews in June.

## Monthly winners eligible for Beer Wench of Beer Wenches playoff in 2022

January (Newell Richards) 107 Nett [89]. February (Mark Fitzpatrick) 107 Nett [88]. March (Chris Westhead) 113 Nett [85]. April (Jaxon Fitzpatrick) 124 Nett [101]. May (Tony MacIsaac) 121 Nett [94]. May 2 (Mark Fitzpatrick) 125 Nett [105] June (????TBA???)

Birdies at Eagle Ridge were much harder to come by compared to Newell's. Steve Powne had the impressive feat of having two x 2's on his score card. The supercoach birdied the 13<sup>th</sup> and 15<sup>th</sup> holes, both par 4's and Anthony Emmerson managed to Birdie the 12<sup>th</sup> hole.

We keep track of the birdies made each month and they are recorded for posterity on the website, [Birdies – Sunday Leave Pass](#) This month's inductees included:

### The Birdie Crew

				
Steve Powne	8th Hole Par 3			
Steve Powne	11th Hole Par 3			
Anthony Emmerson	12 <sup>th</sup> Hole Par 4			
Mark Sfiligoj	13 <sup>th</sup> Hole Par 4			
Mark Sfiligoj	15 <sup>th</sup> Hole Par 4			

Nearest to the pin prizes were won by:

6th Hole	Simon Galloway	
8th Hole	Tony MacIsaac	(Raffle Ticket)
11th Hole	Anthony Emmerson	(Raffle Ticket)
17th Hole	Stuart Cooper	(Raffle Ticket)
4 <sup>th</sup> Hole NTP 2 <sup>nd</sup> Shot	Mark Sfiligoj	(Raffle Ticket)
Longest Drive	Mick Harper	(Raffle Ticket)
Longest Holed Putt	Todd Neilson 250cm	(Raffle Ticket)

### Reminder

The ball must be clearly on the CUT surface of the green or fairway to win NTP or longest drive. If it is not on the fairway it doesn't count.

Each player won 1 ball each.

Eagle Ridge statistics included, 5x Birdies and 64x pars, 114 bogeys, but the scary part of the round was the fact there were more 231 double bogies or worse including 21 Newell's (Score of 10 or more). As a group we had 853 putts at an average of 37.09 putts each. Tony MacIsaac was the only person to chip in with his 0 putts on the 18<sup>th</sup> hole.

“SKINS” are distributed to those players good enough to win a hole outright. If more than 1 player got the lowest score on a hole it is Jackpotted until an outright winner occurs.

Just a reminder that for every round you play you are automatically awarded a raffle ticket to go towards the end of year raffle, then extra tickets are issued if you wear the official club shirt

Plus, the monthly winner has the option of exchanging the number of balls owed to Raffle tickets for the end of year prize draw as can be any nearest to pin or long drive or other ball prizes.

Tom Kellythorn managed to extract a good yield out of his Birdie haul. Every one of his birdies resulted in a skins jackpot, including his chip on from off the green on the 7<sup>th</sup>, hardly fair on poor Dawso. But golf was never designed to be fair.

Skins at **Eagle Ridge** were won by:

1	<b>Tony Macisaac</b>
2	Jackpot
3	Jackpot
4	Jackpot
5	<b>Todd Neilson</b>
6	<b>Greg Parsons</b>
7	Jackpot
8	<b>Steve Powne</b>
9	Jackpot
10	<b>Rick Turcinovic</b>
11	<b>Steve Powne</b>
12	Jackpot
13	<b>Mark Sfiligoj</b>
14	Jackpot
15	<b>Mark Sfiligoj</b>
16	<b>Tom Thorn</b>
17	Jackpot
18	Jackpot

#### Number of skins won

Todd Neilson	x4
Mark Sfiligoj	x4
Steve Powne	x3
Rick Turcinovic	x2
Tony MacIsaac	x1
Tom Kellythorn	x1
Greg Parsons	x1



This year we are trialling a new competition. The concept is called the longest holed putt. The first group get to place a marker on the green at the point where the ball was located when the ball was holed. The intention is then to see who manages to sink the longest putt on that hole, as the marker would move further and farther back and around the green as we drop in those 8' and 10' footers for par, bogey, double bogey or even a Newell.

This month the prize was won by Todd Neilson who dropped the ball into the middle of the cup from just 2 & ½ meters away. It wasn't a long putt, but it was still the longest putt, for the day so he has become a contender for the end of year long putter play offs.

#### Winners of Longest holed Putt

Jan (Jaxon Fitzpatrick)	1700cm. (putted from off the green)	rule changed since
Feb (Newell Richards)	463cm	
Mar (Steve O'Sullivan)	588cm	
Apr (David Page)	468cm	
May (Steve Dawson)	658cm	
Todd Neilson	250cm	

We look forward to seeing who finishes up the season as the No# 1 ranked player for the longest putt for the year.

Steve Powne was keen to tick off a few names and catch up from his poor performance last month. At one stage Steve was triple parked; he had a can in his hand and one in each of his jacket pockets. There was a video review pending because Steve O'Sullivan claimed that the Blue Smurf had tapped him on the shoulder despite having already asked for a drink previously, although like the AFL ARC reviews there was no clear evidence or footage to prove the situation to be conclusive either way.



Player Name	Rounds 2021	Player Name	Rounds 2021	Player Name	Rounds 2021
Adam Cooper	5	Gerard MacIsaac	4	Ron Parsons	7
Andrew Clarke	5	Glenn Douglas	3	Shane Cumming	8
Anthony Emmerson	5	Greg Breasley	3	Shane Lambert	1
Barry Hemsley	Paid	Greg Parsons	Paid	Steve Dawson	7
Ben Nichol	5	Jamie Brunton	Paid	Steve Osullivan	8
Brendan MacIsaac	1	Jaxon Fitzpatrick	4	Steve Powne	8
Brent Douglas	8	John Mea	3	Stuart Cooper	9
Cam Douglas	7	Mal Griffiths	2	Thomas Cooper	9
Cameron Ross	6	Mark Fitzpatrick	8	Tim Emmerson	-
Carl Schwarz	2	Mark Sfiligoj	Paid	Todd Neilson	Paid
Casey Morrison	3	Mick Harper	3	Tom Thorn	9
Chris Sfiligoj	6	Newell Richards	Paid	Tony Grasso	3
Chris Westhead	5	Peter Calyopoulos	4	Tony MacIsaac	5
Cliff Rowe	3	Phil Plane	Paid	Warren Perrett	1
Colin Ewart	Paid	Rick Turcinovic	6	Wayne James	Paid
Paid		Robert Underwood	1		



For those who have forgotten about the powers bestowed on the Blue Jacket here is a reminder of how it works.

As the Champion of Champions Steve will be able to ask any Sunday Leave Pass member to buy him a drink, it is limited to only receiving one drink per member (beer or soft) over the entire year and it can only be done so if he is wearing the Champion of Champions jacket at the time. This of course does not include new members who did not play at least one or more rounds in season 2021, but not exclusive to those who attended the golf trip. So, if he manages himself correctly, he should be looking at up to 42 free beers or soft drinks over the next 12 months. Now, that is a prize worth aspiring for.

The other condition is that Steve must be the one who consumes the drink, he cannot use his power to buy beverages for anyone else. There is also a catch where, if Steve asks someone who has previously shouted him a drink, then he must immediately buy them a drink instead. **Steve can also kick in the balance of \$2 per shout to upgrade his beer to bourbons if he prefers to.**

Remember that Steve must be wearing the jacket, He must continue to wear the jacket while he is drinking. If it is too hot to wear the Champion of Champions jacket that is OK, just choose not to wear it and then you are not eligible for a free drink. All purchased drinks are to be opened so they cannot be taken home for future consumption or to give to dinner guests or visitors. A traveller for the drive home is OK so long as it is opened, and Steve is the one who drinks it.

Remember: In order, to qualify as the Champion of Champions a member just needs to win a monthly title. All of the winners from the monthly championships who are attending the golf trip will then play off for the title based on total accumulated stableford points from 9x Randomly selected holes. The Winner is the person with the most points over those 9 nominated holes, and in the event of a tie then a Countback to determine the winner applies.

NOTE: The Winner of the December title is also eligible to win the competition however they only get to count their scores by using only 8 Randomly selected holes.

### Monthly winners eligible for Champion of Champions playoff in 2022

January (David Burns) 92 Nett [66]. February (Steve Powne) 86 Nett [64], March (Tom Kellythorn) 88 Nett [69]. April (Greg Parsons) 94 Nett [69], May (Steve Powne) 80 Nett [62] May 2 (Gerard MacIsaac) 83 Nett [74] June (?????????)

For the newcomers, we have included a brief description of how the countback system works.

When more than one player has the same Nett Score (such as in the example below from Spring Park then the place allocations are decided based on a countback system.

The count back system is formulated as the following. \*Total number of stableford points scored on the back nine holes.

\*In the event that both players have the same stableford score on the back nine it then reverts to the number of stableford points scored on the eighteenth hole. If this is the same then it goes to the 17<sup>th</sup> hole, sixteenth hole, fifteenth hole until a player has a better hole and therefore has a higher stableford score than the other.

The table below shows examples of the countback system as they occurred last month at Spring Park.

Wayne James	Tim Emmerson	<p>In this instance both Wayne and Tim had Nett 68 after their handicap was deducted from the Gross Scores. So, we go back to a countback.</p> <p>In this example Wayne wins because he had 20 points on the back nine compared to Tim who could only conjure up a disappointing 17 stableford points on the back nine and was therefore relegated down a place.</p> <p>If in the event that the countback, then identifies that both players have had the same stableford points score on the back nine then we go back to the individual holes starting from the 18<sup>th</sup> hole and compare results until a player had a standout result. In the example shown on the right both Tim and Chris finished their rounds equal with Nett 68. Then on the back nine holes each also had 17 Stableford points. On the 18<sup>th</sup> Tim had a bogey which gave him 2 stableford points whereas Chris 3 putted for a double bogey which meant he only received 1 stableford point on the hole. Consequently, Tim wins the countback and Chris is relegated back to a lower place ranking although he still beat another 3 guys on the same Nett score. In this countback Jake had 16 points, and Stu Coops ran the bottom of the pack with only 14 points on a disastrous back nine.</p> <p>If both scores are equal then we go back to the 17<sup>th</sup> hole, then the 16<sup>th</sup>, etc etc...</p> <p><b>PLEASE NOTE THAT THE COUNT BACK IS ON HOLES 10-18</b> irrespective of whether it is a two-tee start, a normal hit off from the first hole or as in the case of Warburton we hit off both the 1st and 10<sup>th</sup> holes. It is always the 10<sup>th</sup> to 18<sup>th</sup> holes and if one person starts on the 10<sup>th</sup> hole and the other hits off the first hole then it still remains exactly the same formula.</p>	Tim Emmerson	Chris Sfiligoj
79	87		87	89
11	19		19	21
68	68		68	68
+2	+2		+2	+1
+2	+1		+1	+1
+1	+2		+2	+2
+2	+2		+2	+3
+3	+2		+2	+1
+3	+2		+2	+5
+3	+2		+2	+1
+1	+2		+2	+2
+3	+2		+2	+1
+20	+17		+17	+17

In order to win the Season Championship trophy, you need to play regularly and consistently to about your handicap or better, and it is the handicapper's responsibility to make sure that this doesn't happen. After every round, the scores are assessed and then the handicaps are adjusted according to your performance. As was the case last year we have adjusted the handicap formula to take into consideration the difficulty of each golf course, using the course slope index.

What we have done is simply aligned the Sunday Leave Pass handicapping process with the one used by golf link and by all golf clubs around the globe using the world handicapping system. Although your SLP handicap is unofficial and therefore it cannot be used to formally enter organized golf competitions and tournaments, it still should be an accurate reflection of your golfing prowess and a measure of what your GA (golf Australia) handicap would be if you subscribed the \$150 per year to get an official handicap.

Your playing handicap will fluctuate around your documented handicap index. When you play an easy course such as Ringwood or Dorset then you will actually play off a lower handicap than you normally would. On the other days when we invite you to play a harder course such as Eagle Ridge, Devils Bend, Werribee Park or Cape Schanck we will add a few extra shots to your arsenal just to give you more hope of avoiding total anxiety and depression.

## HANDICAPS

The changes to player's handicaps are as follows:

**BOLD RED NUMBERS**- refer to players whose handicap has gone out **BOLD GREEN NUMBERS**- refer to players whose handicap has come in **BOLD BLACK NUMBERS**- refer to players whose handicap has remained unchanged **NON BOLD NUMBERS**- refer to players who didn't play this month, so handicap has not changed

Player:	New Handicap	Was		Player:	New Handicap	Was
Adam Cooper	17.8	17.8		Mark Fitzpatrick	18.0	18.0
Andrew Clarke	14.7	14.7		Mark Sfiligoj	18.3	18.0
Anthony Emmerson	14.7	14.7		Mick Harper	6.8	6.8
Barry Hemsley	26.6	26.5		Newell Richards	17.9	17.9
Ben Nichol	19.7	19.7		Peter Calyvopoulos	16.4	16.4
Brent Douglas	15.4	15.4		Phil Plane	25.7	25.7
Cam Douglas	23.2	23.2		Rick Turcinovic	32.1	31.0
Cam Ross	26.5	26.5		Ron Parsons	22.2	22.2
Chris Sfiligoj	22.6	22.6		Shane Cummings	10.1	10.1
Chris Westhead	30.6	30.6		Shane Lambert	2 games R'qd	2 games R'qd
Colin Ewart	29.7	29.9		Shaun Klepp	19.8	19.8
Dale Robinson	16.9	16.9		Simon Galloway	27.4	27.3
David Burns	24.4	24.4		Steve Dawson	16.8	17.8
Duan Robinson	1 Games R'qd	1 Games R'qd		Steve O'Sullivan	7.9	7.9
Gerard MacIsaac	8.5	8.7		Steve Powne	17.7	18.2
Glenn Douglas	16.6	16.6		Stuart Cooper	12.7	12.7
Greg Parsons	29.7	29.4		Thomas Cooper	25.4	25.5
Greg Spence	1 Games R'qd	1 Games R'qd		Tim Emmerson	19.6	19.6
Jake Schmidt	26.3	26.3		Todd Neilsen	18.6	18.3
Jamie Brunton	24.1	24.1		Tom Kellythorn	20.3	19.3
Jaxon Fitzpatrick	29.4	28.7		Tony MacIsaac	28.4	28.8
Karl Schulze	17.8	17.8		Warren Perrett	24.1	24.1
Leigh MacIsaac	14.5	15.2		Wayne James	12.8	12.3



The handicapper was very generous with a few players. Rick Turcinovic was randomly given back 1.1 strokes. Tom Kellythorn went out 1.0 and even Wayne James and the Supercoach who despite featuring in the top 5 of the points distribution were both given a significant boost to their handicaps.

Interestingly both Thomas Cooper, Leigh MacIsaac and Steve Dawson received a cut to their handicaps despite failing to live up to their hefty expectations. Gerard's handicap came in to 8.5.

Most of the field saw no changes to their handicaps.

Greg Spence and Duan Robinson both have one round left using the Callaway handicapping system and then they will be switched across to an official Sunday Leave Pass handicap for two rounds using the original AGU handicapping system before they will be given their formal handicap Index using the Slope handicap system once they have completed 5 full rounds with the social club.

As a new member of the Social Club the Callaway Handicapping system is used to give the player a daily played to handicap for the first couple of rounds. Once they have played 3 rounds, they are given a temporary club handicap using the original AGU handicapping system. After 5 rounds they are then switched across to the current slope handicapping system.

Score					Deduct	
68	69	70	71	72	0.0	Scratch, no adjustment
73	74	75			0.5	worst holes & adjustment
76	77	78	79	80	1.0	worst holes & adjustment
81	82	83	84	85	1.5	worst holes & adjustment
86	87	88	89	90	2.0	worst holes & adjustment
91	92	93	94	95	2.5	worst holes & adjustment
96	97	98	99	100	3.0	worst holes & adjustment
101	102	103	104	105	3.5	worst holes & adjustment
106	107	108	109	110	4.0	worst holes & adjustment
111	112	113	114	115	4.5	worst holes & adjustment
116	117	118	119	120	5.0	worst holes & adjustment
121	122	123	124	125	5.5	worst holes & adjustment
126	127	128	129	130	6.0	worst holes & adjustment
Adjustment					Add or Deduct from handicap	
-2	-1	0	1	2		

This system is used for determining fair allowances for social golf events that attract novices or occasional golfers. A player's Callaway handicap is determined after each round by deducting from his/her 18-hole gross score the scores of the worst individual holes during the first 16 holes of the round.

In the computation of handicaps under this system:

- No hole may be scored at more than twice its par,
- half strokes count as a whole,
- the 17th and 18th holes are never deducted,

For example, if a player scores 99 on the day their handicap would be calculated as the sum total of their (3 worst holes) +1

If a player scores 82 on the day their handicap would be calculated as the sum total of their ( worst + ½ the 2<sup>nd</sup> worst hole) -1

If a player scores 120 on the day their handicap would be calculated as the sum total of their (five worst holes) +2

After 3 rounds they will be allocated a temporary handicap using the old AGU handicapping formula and then after 5 rounds they are elevated onto the official Slope handicapping system which was use thereafter for all club competitions.

Sometimes the Callaway handicapping system has proved itself to be very favorable to new members. Whenever we take on a golf course like Devils Bend or Eynesbury and the field struggle to play to their handicaps the Callaway golfers end up featuring at the top of the points distribution. Whereas a round on a low scoring course like Centenary Park or Dorset can be difficult for a Callaway handicapped member to pick up too many points.

For those people interested in the mechanics of the handicapping system it can be best explained as the following.

#### How to calculate a GA Handicap

##### To calculate a player's GA Handicap:

- you must firstly identify the player's most recent 20 scores,
- you then determine the 'Played To' value for each of these scores,
- you average the best 8 'Played To' values,
- and finally you multiply this average by 0.93. The resultant figure (to one decimal place) is the player's GA Handicap.

\* If a player's handicap record contains a lesser number than 20 scores, the number of scores used to calculate the player's handicap is as listed in the table below.

\* There is no requirement for a player's most recent 20 scores to have been returned within a specific timeframe. For example, the most recent 20 scores may span a period of three years or they may span a period of three months.

\* Once a player's handicap record contains 20 scores, the next score they return will result in the oldest of the existing 20 scores being removed (to be replaced by the new score).

Full Technical Procedure for Calculating a GA Handicap STEP 1 – Use the table below to determine the number of scores to be included in the GA Handicap calculation:

Number of Scores in Player's Handicap Record	Scores to be Used in the Calculation
5 to 6	Best/Lowest 1
7 or 8	Best/Lowest 2
9 or 10	Best/Lowest 3
11 or 12	Best/Lowest 4
13 or 14	Best/Lowest 5
15 or 16	Best/Lowest 6
17 or 18	Best/Lowest 7
19 or 20	Best/Lowest 8

**Note: When the handicap record contains more than 20 scores, the GA Handicap calculation uses the best 8 of the player's most recent 20 scores.**

## GOLF TRIP 2022

### Shepparton Golf Club

Please Note: We have booked the golf trip this year and we will be going back to Barham Golf course this year. The date of the golf trip will be **Friday 9th December to Sunday 11th December 2022. The Cost is approximately \$350.00.** We have booked for 36 players so please book it into your calendar and let me know if you are a definite attendee ASAP.

[YES I want to take part in the golf trip this year](#)

[No I will not be going on golf trip](#)

Please note: There are limited beds available for the golf trip in 2022 and the first 33 spots have already been taken. Once the allocations have been filled then there is no guarantee that I can accommodate you. Bookings are based on first in, first served, to reserve your spot you need to click on the link below or send an email confirm your expression of interest. Don't expect that just because you are a regular, we will save you a seat at the bar. If you don't reply, then you could and will miss out. If you are not on the golf trip, then you will not be eligible to win a prize in the raffle.

Please Note: We will be calling for deposits by February, March but the sooner we get expression of interest the better. Golf Trip bookings are on a first in first served basis. We cannot create extra beds so if you want to go book your seat at the bar as early as possible. 33 have already been claimed so there are only 4 spots left.

[YES I want to take part in the golf trip this year](#)

[No I will not be going on golf trip](#)

**There is a confirmation status list at the end of this sheet which will show who has confirmed their attendance and who hasn't. If you are still marked as UNKNOWN you have not replied and are at risk of missing out,**

### Remaining games on 2022 Fixture

Golf Course & How to get there Directions	Date	Melways Ref	Website links
<a href="#"><u>Bayviews</u></a>	26th June 8-00am		<a href="http://www.bayviewsgolf.com.au"><u>www.bayviewsgolf.com.au</u></a>
<a href="#"><u>Devil Bend</u></a>	24th July 8-00am		<a href="http://www.devilbendgolf.com.au"><u>www.devilbendgolf.com.au</u></a>
<a href="#"><u>Werribee Park</u></a>	28th August 9-00am	259 B 4	<a href="http://www.werribeepark.com.au"><u>www.werribeepark.com.au</u></a>
<a href="#"><u>Ringwood</u></a>	18th September 9-00am	63 F 2	<a href="http://www.ringwoodgolfclub.com.au"><u>www.ringwoodgolfclub.com.au</u></a>
<a href="#"><u>Churchill Park</u></a>	23rd October 8-00am	82 C12	<a href="http://www.churchillparkgolf.com.au"><u>www.churchillparkgolf.com.au</u></a>
<a href="#"><u>Cape Schanck</u></a>	20th November 8-00am	63 C 5	<a href="http://www.racv.com.au"><u>www.racv.com.au</u></a>
<a href="#"><u>Shepparton Golf Club</u></a>	9th – 11th December		<a href="http://www.sheppartongolf.net.au"><u>www.sheppartongolf.net.au</u></a>

## A word from our sponsors



# The House of Golf.

## Ringwood

Special thanks to our new golf specialty store **The House of Golf.** who joined as a Sunday Leave Pass Social club sponsor at the end of 2018. We look forward to a good working relationship with them. As part of the 2022 fixture, we hope to be running a couple of social nights at the **The House of Golf.** in Ringwood using the virtual golf simulators. **The House of Golf.** generously donated some great prizes for the golf trip and raffle, so please check out their website link from the SLP website and consider them for any golf purchases you make.



Special Thanks to Dale Robinson who is the longest serving sponsor for the Sunday Leave Pass Social Club. Dale runs a printing business and is offering a high-quality printing service. He will gladly do a good deal for any Sunday Leave Pass members wanting to order business cards, fliers, or any other printed material. To find out more information about what he can do for you he can be contacted on 0438147788.



Remember that any printing job ordered through **DNR print** via the social club, Dale will donate 5% of the proceeds directly back to social club which offers us the opportunity to provide better prizes for everyone and it is good to keep your business opportunities within the network if it is possible. Wood Tech, my previous company Hudson Bond and even the Super-coach (believe it or not) have used Dale's business and everyone that had done so speaks very highly of the service and work that he produces.



Sponsored by



**\* Hole in one sponsorship available:** This year we are seeking a new sponsor for the hole in one prize, after 10 years of free advertising Evergreen winery tours have relinquished their commitment to the cause without ever having to give away the prize. Anyone who has a sponsorship offer please let us know and we will give you naming rights and use your branding with all SLP hole in marketing materials.

The odds of a social golfer scoring a hole in one is actually 12000 to 1 and since it took us more than 16 years and had over 20000 attempts before someone in the club was able to make a hole in one on a par 3 holes the chances of someone making another Ace seems to be near on impossible.

(In 1999, *Golf Digest* reported, "One insurance company puts a PGA Tour pro's chances at 1 in 3,756 and an amateur at 1 in 12,750.") The *Golf Digest* study even breaking the odds down by quality of play:

- Professional Tour player making an ace: 3,000 to 1
- Low handicapper making an ace: 5,000 to 1
- Average player making an ace: 12,000 to 1

# GOLF TRIP CONFIRMATION STATUS

Shepparton 9th-11th December **Cost is \$350**

	Player	Status	Paid		Player	Status	Paid	
	Adam Cooper	Unknown			Mark Fitzpatrick	Confirmed	Paid \$265	
	Andrew Clarke	Confirmed			Mark Sfiligoj	Confirmed		
	Anthony Emmerson	Confirmed			Mike Harper	Confirmed		
	Barry Hemsley	Confirmed	Paid \$150		Newell Richards	Confirmed	Paid \$50	
	Ben Nichol	Unknown			Peter Calyvopoulos	Confirmed		
	Brent Douglas	Confirmed			Phil Plane	Confirmed	Paid \$100	
	Cam Douglas	Confirmed			Rick Turcinovic	Confirmed	Paid \$2.50	
	Cameron Ross	Confirmed	Paid \$150		Rob Underwood	Confirmed	Paid \$255	
	Chris Sfiligoj	Confirmed	Paid \$90		Ron Parsons	Confirmed	Paid \$350	
	Chris Westhead	Confirmed			Shane Cumming	Confirmed	Paid \$65	
	Colin Ewart	Confirmed	Paid \$200		Shaun Klep	Unknown		
	Dale Robinson	Not going			Simon Galloway	Confirmed	Paid \$100	
	David Burns	Confirmed			Steve Dawson	Confirmed	Paid \$150	
	Duan Robinson	Unknown			Steve O'Sullivan	Confirmed	Paid \$50	
	Gerard MacIsaac	Confirmed	Paid \$50		Steve Powne	Confirmed	Paid \$50	
	Glenn Douglas	Confirmed	Paid \$150		Stuart Cooper	Confirmed	Paid \$50	
	Greg Parsons	Confirmed			Thomas Cooper	Confirmed		
	Greg Spence	Confirmed			Tim Emmerson	Confirmed		
	Jamie Brunton	Confirmed	Paid \$50		Todd Neilson	Confirmed	Paid \$25	
	Jake Schmidt	Unknown			Tom Kellythorn	Confirmed		
	Jason Daly (HOG)	Unknown			Tony Macisaac	Confirmed		
	Jaxon Fitzpatrick	Confirmed	Paid \$200		Warren Perrett	Unknown		
	Karl Schulz	Unknown			Wayne James	Confirmed	Paid \$50	