




SUNDAY LEAVE PASS 2023

Prize Pool goes up \$1.00 per player each month.



The jackpot for making an ace builds up each month, as we withhold \$1 from the entry fees of each monthly participant and then use that money to make up the prize pool. Since February 2021, we have had over 500 competitors take to the fairways and since no one has managed to hole out yet, we have a continuously growing cash fund growing in the kitty.

FINE SYSTEM

- Not driving lady's tees \$5-00
- Having an air swing \$2-00
- Having 4x putts \$2-00
- Throwing a club \$2-00
- Hitting across 2x fairways \$2-00
- Shank \$2-00
- Double Hit \$2-00
- Putting ball on, back off the green \$2-00
- Three Putt Monkey (18th Hole) \$2-00

Any other act performed on the course which is deemed to be deserving of a fine can be put to the group for a vote after the game. \$2-00

Maximum pay out is \$10-00.



Rank	Points	Player
9.8867		Thomas Cooper
5.976228571		Steve Powne
5.907426667		Tom Thorn
5.649		Wayne James
5.2828		Todd Neilson
5.181525		Mick Harper
5.146894118		Stuart Cooper
4.780666667		Steve Dawson
4.680373333		Steve Osullivan
3.440307692		Mark Fitzpatrick
3.381230769		Barry Hemsley
3.148733333		Chris Westhead
3.044483333		Rick Turcinovic
2.623585714		Ron Parsons
2.230092308		Phil Plane
2.151766667		Colin Ewart
1.776416667		Newell Richards

Player Rank	Points value
1st	45
2nd	37
3rd	32
4th	27
5th	24
6th	21
7th	20
8th	19
9th	18
10th	17
11th	16
12th	15
13th	14
14th	13
15th	12
16th to 30th	11
31st to 34th	10
35th to 38th	9
39th to 43rd	8

TODDS CHAMPION OF CHAMPIONS HIT LIST.

Player Name	Rounds	Player Name	Rounds	Player Name	Rounds
Adam Cooper	1	Grant Kelly	1	Ron Parsons	10
Andrew Clarke	7	Greg Parsons	10	Shane Cumming	9
Anthony Emmerson	7	Greg Spence	2	Shaun Klep	2
Barry Hemsley	10	Jake Schmidt	7	Simon Galloway	9
Ben Nichol	8	Jamie Brunton	5	Steve Dawson	12
Brent Douglas	5	Jaxon Fitzpatrick	9	Steve Osullivan	12
Cam Douglas	4	Jayden Orger	6	Stuart Cooper	13
Cameron Ross	3	Leigh Macisaac	8	Thomas Cooper	9
Chris Sfiligoj	7	Mark Fitzpatrick	10	Tim Emmerson	5
Chris Westhead	9	Mark Sfiligoj	7	Todd Neilson	9
Colin Ewart	8	Mick Harper	12	Tom Harold	1
Dale Robinson	1	Newell Richards	8	Tom Thorn	11
David Burns	4	Peter Calyopoulos	5	Tony Macisaac	5
David Page	1	Peter Harold	1	Warren Perrett	1
Duan Robinson	2	Peter McArthur	6	Wayne James	11
Gerard Macisaac	7	Phil Plane	11		
Glenn Douglas	8	Rick Turcinovic	10		
Graeme Foster	2	Robert Underwood	3		

2022 Champion of Champions



Winner of the blue Jacket and all of its powers for 2023. Todd was a No Show so no free drinks were claimed.



FedEx Annual Points Award



Rank	Player	Rounds	Pts	FEDEX score	Rank	Player	Rounds	Pts
1	Jayden Orger	2	688	0.0000	24	Peter Calyvopoulos	1	94
2	Thomas Cooper	2	637	-51.1700	25	Dale Robinson	1	94
3	Wayne James	2	360	-327.9700	26	Newell Richards	2	91.23
4	Cam Douglas	1	330	-358.0000	27	Ron Parsons	2	90.73
5	Simon Galloway	2	271	-417.0000	28	Andrew Clarke	2	79.93
6	Mark Fitzpatrick	2	249	-439.4700	29	Jake Schmidt	1	77
7	Brent Douglas	2	182	-506.0000	30	Barry Hemsley	1	77
8	Rick Turcinovic	2	178	-509.6700	31	Tony MacIsaac	2	72.53
9	Chris Westhead	2	173	-515.0000	32	Robert Underwood	1	64
10	Mick Harper	2	167	-521.0000	33	Graeme Foster	1	61
11	Stuart Cooper	2	165	-523.0000	34	Shane Cumming	1	46.47
12	Greg Parsons	1	150	-538.0000	35	Rick Smith	1	46.47
13	Steve Dawson	2	139	-549.0000	36	Ben Nichol	1	44.2
14	Jamie Brunton	2	136	-552.0000	37	Jaxon Fitzpatrick	1	40.23
15	Colin Ewart	2	125	-563.1700	38	Tom Thorn	1	38.53
16	Todd Neilson	1	120	-568.0000	39	Chris Sfiligoj	1	33.43
17	Steve Powne	2	114	-574.0700	40	Phil Plane	1	26.63
18	Steve Osullivan	2	107	-580.8700	41			
19	Peter McArthur	2	106	-582.0700	42			
20	Gerard MacIsaac	2	102	-586.2700	43			
21	Cameron Ross	1	100	-588.0000	44			
22	Mark Sfiligoj	2	95	-592.8000	45			
23	Glenn Douglas	2	94	-593.8700	46			

The Fedex Cup Season started on the golf trip 2022 and runs through until the last home and away game held in November 2023. The player with the most accumulated points at the end of the year is crowned the Fedex Cup champion.

FedEx Points are allocated to every player based on their finishing position for each round and there is a higher weighted value to finishing near the top.

There are 3 majors held each season and performing well on those competitions earns more points than the other events.

Ranking	Points	Major/ Golf trip	Ranking	Points	Major/ Golf trip
1	500	600	23	39	44
2	300	330	24	37	42
3	190	210	25	36	40
4	135	150	26	34	39
5	110	120	27	33	37
6	100	110	28	31	35
7	90	100	29	30	33
8	85	94	30	28	32
9	80	88	31	27	30
10	75	82	32	25	28
11	70	77	33	24	27
12	65	72	34	22	25
13	60	68	35	21	24
14	57	64	36	20	23
15	55	61	37	19	22
16	53	59	38	18	20
17	51	57	39	17	19
18	49	55	40	16	18
19	47	53	41	15	17
20	45	51	42	14	16
21	43	49	43	13	15
22	41	46	44	12	14
			45	11	12

Majors

Shepparton	December
Won by	Jayden Orger
Gardiners Run	January
Won by	Thomas Cooper
Bayviews	June

Gardiiners Run proved to be a relatively easy course for the group this month. Given the advantage of playing off the white tee’s which made the course significantly shorter and the fact that all of the bunkers were out of play it was not surprising to see the scores were lower than the normal group average. In 2022 at Gardiiners Run the average gross score was 94.444 (Nett 76.67) whereas this year the gross score was 93.17 and the Nett score was 74.43.

The low scores and easy conditions were impactful on the number of entries added to the Newell Wall of shame. There was only two players who had a blowout hole and achieved double figures. Col Ewart ran into trouble on the par 5 second hole and was forced to sign for a ten, and Mark Fitzpatrick had the biggest Newell (Score of 10 or more) when he lost a couple of balls while trying to hit the longest drive. Fitzy finally got off the teer and finished the hole with an eleven (11)

NEWELL'S		WALL OF SHAME	
			
Colin Ewart	2nd Hole Par 5 (10)		Mark Fitzpatrick 8th Hole Par 5 (11)
		<div> <div>"A Newell," is a golfing term defined as</div> <div>"A score of 10 or more shots on a single hole."</div> </div>	

If you want to check out who else has made a Newell, then you can click on the link to go to the honour board on the website [Newell’s – Sunday Leave Pass](#)

We keep track of the birdies made each month and they are recorded for posterity on the website, [Birdies – Sunday Leave Pass](#)

This month’s inductees included:

The Birdie Crew

Gerard MacIsaac	5th Hole Par 4		Thomas Cooper	11 th Hole Par 3
Wayne James	5th Hole Par 4		Mick Harper	16 th Hole Par 3
Mark Fitzpatrick	5th Hole Par 4		Peter McArthur	17 th Hole Par 5
Gerard MacIsaac	10th Hole Par 5		Steve Dawson	17 th Hole Par 5
			Stuart Cooper (EAGLE)	17 th Hole Par 5

Click on the link to see who the elite players are, those who have scored an eagle in Sunday Leave Pass events: [Eagles Nest – Sunday Leave Pass](#)

If you want to check out who else has made a Newell, then you can click on the link to go to the honour board on the website [Birdies – Sunday Leave Pass](#)

Results for Gardiners Run were as follows:

Ranking	1	2	3	4	5	6	7	8	9
Player	Thomas Cooper	Wayne James	Simon Galloway	Rick Turcinovic	Chris Westhead	Stuart Cooper	Brent Douglas	Dale Robinson	Jayden Orger
Score	90	79	99	103	101	80	86	87	87
Handicap	24	12	31	35	32	11	15	16	16
Nett Score	66	67	68	68	69	69	71	71	71
Points	15	14	13	12	11	10	9	8	7
Ranking	10	11	12	13	14	15	16	17	18
Player	Steve Dawson	Jake Schmidt	Steve O'Sullivan	Jamie Brunton	Peter McArthur	Graeme Foster	Ron Parsons	Mick Harper	Andrew Clarke
Score	89	95	80	98	86	84	97	80	90
Handicap	17	23	7	24	12	10	23	6	15
Nett Score	72	72	73	74	74	74	74	74	75
Points	6	5	4	3	2	1	1	1	1
Ranking	19	20	21	22	23	24	25	26	27
Player	Gerard MacIsaac	Mark Sfiligoj	Tony Macisaac	Rick Smith	Ben Nichol	Steve Powne	Newell Richards	Mark Fitzpatrick	Colin Ewart
Score	83	94	105	101	101	97	100	101	115
Handicap	7	18	28	Callaway 23	20	16	18	18	31
Nett Score	76	76	77	78	81	81	82	83	84
Points	1	1	1	1	1	1	1	1	1
Ranking	28	29	30	31	32	33	34	35	36
Player	Glenn Douglas								
Score	100								
Handicap	16								
Nett Score	84								
Points	1								

For those players not familiar with the scoring process, listed below is the format we use in Sunday Leave Pass competitions.

Once all of the players are ranked then the Seasons Championship points are allocated according to the position in the field.

The player in 1st place gets 15 points, 2nd place 14 points, 3rd place 13 points, etc. etc. Any player who completes the round however finishes ranked outside the top 14 and is placed between 15th spot to BeerWench then they are all allocated 1 championship point for attending.

For the benefit of the newcomers or the uneducated we thought it would be a good opportunity to go through the player rankings and point scoring system again.

Sunday Leave Pass competitions are run using Stroke so you need to count every shot that you play and you need to finish every hole. Each player's Nett total score is then calculated by deducting the players handicap from the Gross score. If a player doesn't have an official Sunday Leave Pass handicap, then a temporary played to handicap is allocated on the day using the Callaway handicapping system.

Once the players Nett score is calculated they are ranked from lowest score (Monthly title winner) to highest score. (BeerWench) Where more than one player has the same Nett Score then the place allocations are decided based on a countback system.

The countback is calculated using the total No# of stableford points scored on the back nine holes. In the event that both players had the same score over the 18 holes then the count back

You need to play exceptionally well to feature in the big points at Gardiners Run. The course has a reputation for delivering good scores and once again this year was no different. The players inside the top 10 all got there by playing better than their handicap. Thomas Cooper was the best of the field shooting 6 shots better than par. Wayne James closed out his day with a blemish free round giving him Nett 67 and outright 2nd place.

Both Rick Turcinovic and Simon Galloway managed to produce some excellent golf and with the assistance of some generous handicaps their scorecards delivered a score of 4 shots under par which was good enough for 3rd and 4th place.

For the newcomers, we have included a brief description of how the countback system works.

When more than one player has the same Nett Score (such as in the example below from Gardiners Run then the place allocations are decided based on a countback system.

The count back system is formulated as the following. *Total number of stableford points scored on the back nine holes.

*In the event that both players have the same stableford score on the back nine it then reverts to the number of stableford points scored on the eighteenth hole. If this is the same then it goes to the 17th hole, 16th hole, 15th hole etc. until a player has a better hole and therefore a higher stableford score than the other.

The table blow shows examples of the countback system in action as it occurred at Gardiners Run.

<p>In this instance both Rick, and Simon had Nett 68 after their handicap was deducted from the Gross Scores. So, we go back to a countback.</p> <p>In this example Simon wins because he scored 21 stableford points on the back nine Holes (10-18) and Rick is relegated back a place because his back 9 holes only yielded 18 stableford points.</p> <p>If in the event that the countback, then identifies that both players have had the same stableford points score on the back nine then we go back to the individual holes starting from the 18th hole and compare results until a player had a standout result. In the example shown on the right both Dale and Jayden finished their rounds equal with Nett 68. Then on the back nine holes each also had 17 Stableford points. On the 18th both boys played to their handicaps, as they did on hole 17. The par 3 16th hole was a strong hole for both with each of them making a par. It took until the 15th hole to separate the scores. It was Dale who scored points on the hole whereas Jayden made a double bogie on the short par 4 hole which ultimately cost him the higher points ranking. Consequently, Dale wins the countback and Jayden is relegated back to a lower place and gets the lower points on offer.</p> <p>This is the longest countback I can remember and if the scores on 15th hole then it would have gone back to the next hole which would have altered the results and Jayden would have been given the chocolates....</p>		<p>Holes 10-18</p> <p>Dale Jayden</p> <p>Robinson Orger</p> <p>87 87</p> <p>16 16</p> <p>71 71</p> <p>+2 +3</p> <p>+2 +3</p> <p>+2 +0</p> <p>+1 +1</p> <p>+1 +3</p> <p>+2 +0</p> <p>+3 +3</p> <p>+2 +2</p> <p>+2 +2</p> <p>17pts 17pts</p>	
<p>Holes</p> <p>Rick</p> <p>Turcinovic</p> <p>103</p> <p>35</p> <p>68</p> <p>+2</p> <p>+3</p> <p>+2</p> <p>+0</p> <p>+2</p> <p>+2</p> <p>+3</p> <p>+1</p> <p>+3</p> <p>+18 pts</p>	<p>10-18</p> <p>Simon</p> <p>Galloway</p> <p>99</p> <p>31</p> <p>68</p> <p>+1</p> <p>+2</p> <p>+3</p> <p>+4</p> <p>+3</p> <p>+2</p> <p>+3</p> <p>+0</p> <p>+3</p> <p>+21 pts</p>		

Thomas Cooper is quickly moving towards being the winningest golfer in the social Club. Since claiming his first title in September Thomas has won 3 out of his last 5 events. With a winning streak like that he has rocketed to the top of the club world ranking status and he holds a strong stranglehold on the No# 1 position. To put his form in perspective, from just 21 starts Thomas has already won more monthly titles than Clarke has won out of 70/1 rounds. Barry 66/1, Colin 93/2, Glenn Douggo 64/2, Wayne 79/2. If he continues with this vein of form then he will be very hard to dethrone from No# 1 position and he might just reach the illusive 10 monthly titles barrier before he even racks up 100 games.

Only Stu Coops 218/15 Gerard Maclsaac 165/11and Mick Harper 150/10 have managed to achieve double figure monthly titles although it should be said that the Blue Smurf is just one more win away from his 10th monthly crown.

Thomas had a brilliant round at Gardiners Run, he matched his career best score (90) and was it not for a 3 putt on the last hole of the day he would have broken 90 for the first time. Let us all just hope that the handicapper does his job properly and corrects Thomas' handicap and brings it down to a more challenging level for him, so a few others members can have a chance of claiming a prize.

Wayne James could count himself unlucky. Wayne shot a personal best round by negotiating the Gardiners Run course, completing the entire 18 holes in just 7 over par (79). Wayne's round included 9 pars and a birdie on the par-4, fifth hole and on the other 8 holes, he did not have a score worse than a bogey.

It was a day of so close but not close enough, because Wayne not only got robbed of his 3rd monthly title but he also missed out on the NTP 2nd shot prize despite hitting it to 25cm for a gimmie birdie.

Evidently the very last player in the last group to play a shot into the 5th green was, Mark Fitzy who knocked his drive on to the green and then his eagle putt died in the jaws of the cup just 5 cm shy of the target but well inside Wayne's marker.

Congrats to Stu Cooper who did manage to hole his eagle putt on the 17th green. It was almost 12 months to the day since Stu scored his first SLP eagle which was on the 17th hole at Gardiners Run. It was pretty much a case of DeJuVu as the entire hole was played exactly the same way as it was when he made his eagle in January 2022. Driver over the corner, 6 iron on to the green and then a putt straight at the hole. History nearly repeated itself again, when Peter McArthur had a chance to roll an eagle straight over the top of Stu. In 2022 Gerard MacIsaac took a half share in the eaglesnest when he holed his eagle putt straight after Stu, while playing in the same group. Fortunately, on this occasion, Macca made a 2 putt birdie so Stu was able to claim the entire 9 ball jackpot, although the 4 stableford points for an eagle was not sufficient to claim any of the skins prize pool.



With 8 birdies and an eagle added to the Birdie Crew wall of fame you could be forgiven for thinking the skins distribution would have been quite broad and staggered. Unfortunately it was not the case. The skins Jackpotted for 11 holes straight from holes 1-10 before Thomas Cooper was rewarded for his birdie (2) on the par 3 hole. Simon Galloway was the only player other than Thomas to claim a multiple hole jackpot. Simon had made a par on the 13th hole to earn himself 4 stableford points, which was a better outcome than everyone else in the field. Chris Westhead also managed to claim a raffle ticket for the end of year raffle with his par on the 14th hole, however that was where the sharing ended because the last 4 holes jackpotted until Thomas once again nabbed them on the 18th green with a par and 4 stableford points.

This capped off a brilliant day for Thomas. Not only did he win the monthly title, extend his dominance on the player rankings, claim 600 Fedex points by winning one of the three Majors for the year, but he also took home 15 skins. To put that in perspective, Jake Schmidt was last years skins champion and he took home the trophy by winning 19 skins over the entire season, yet Thomas claimed 15 in just one round.

1	Jackpot
2	Jackpot
3	Jackpot
4	Jackpot
5	Jackpot
6	Jackpot
7	Jackpot
8	Jackpot
9	Jackpot
10	Jackpot
11	Thomas Cooper
12	Jackpot
13	Simon Galloway
14	Chris Westhead
15	Jackpot
16	Jackpot
17	Jackpot
18	Thomas Cooper

Number of skins won	
Thomas Cooper	x15
Simon Galloway	x2
Chris Westhead	x1

“SKINS” are distributed to those players good enough to win a hole outright. If more than 1 player got the lowest score on a hole it is Jackpotted until an outright winner occurs.

Just a reminder that for every round you play you are automatically awarded a raffle ticket to go towards the end of year raffle, then extra tickets are issued if you wear the official club shirt. Plus, the monthly winner has the option of exchanging the number of balls owed to Raffle tickets for the end of year prize draw as can be any nearest to pin or long drive or other ball prizes.

The greens at Gardiners Run were flat and true and this was reflected in the results with the flat stick. Any putt inside 8 feet could be hit straight at the hole and it was sure to drop into the bottom of the cup. When the greens are good the single handicappers usually shine, and so it was on Sunday. Both Mick Harper and Steve O’Sullivan negotiated the entire 18 holes without making a three putt green. Mick had the equal lowest putt score (30) although interestingly he shard the honour with a least expected subject. According to his career stats, Tony MacIsaac averages around 35.59 putts per round however on Sunday he used the flat stick just 30 times. The Gardiners Run greens must suit Tony’s eye because his best ever putting round was at the course in January 2018 when he got around with just 26 putts.

Peter Macca was on track for yet another abysmal show of putting, for such a good ball striker he has a reputation of wasting shots on the green. With 21 putts on the scorecard at the turn it was looking like tradition was going to continue, however after a quick pep talk from his old mate T Mac in the proshop, P Mac changed gears and found his putting mojo. On the second nine Peter had five x1putts and a chip in, it seems he was so determined to avoid finishing the day wearing the yellow vest that Macca had just 11 putts over the 9 hole journey.


Perhaps it was a tactical ploy and if it was it worked. It should be noted that the impressive putting performance was skewed by the fact that Pete’s ball kept landing just off the fringe of the green meaning he was still using the putter but not from on the green. Interestingly two of his playing partners had the same situation on every green on the last nine holes. It was as if there was a conspiracy and collusion between Macca, Supercoach and Jamie who decided to deliberately miss the greens so Stu Coops would have to wear the three putt monkey vest for the entire round.

The plan worked too, Stu was forced to wear the flouro yellow vest in 30 degree heat from the 10th hole all the way to the 8th green. It was only when the Supercoach accidentally landed his ball on the green on the par 5 hole by mistake, that the plan backfired and he was forced to try to make a 2 putt from 12 meters away.

Fil was unsuccessful and he was devastated to discover that his 3 putt on the second last hole of the day meant that the 2022 Tight Wad award winner was faced with the responsibility of paying the \$2-00 fine for wearing the three putt monkey vest back into the car park because nobody 3 puttred the 18th green.

Newell Richards was the worst putter for the day, he racked up 3x separate fines for four putt greens and he signed off his round with 44 putts for the day. Newell’s putt score was almost 10 strokes more than the field average at 34.79 putts per player. Given the shots lost to the field it was surprising that Newell didn't when the Beer Wench. Clearly his play from tee to green was relatively solid.

Despite his failings with the flat stick, Newell did manage to hole one important putt. It came on the nineth green when he sunk just his second one putt for the day, and at 805cm it won him the prize for the longest holed putt and a seat at the long putt champion playoffs on the golf trip.

	<p>How it works</p> <p>The first group place a marker on the green at the point where the ball was located when the ball was first holed. The intention is then to see who manages to sink the longest putt on that hole. Over the duration of the day. The marker moves further and farther back and around the green as we drop in those 8’ and 10’ footers for par, bogey, double bogey or even a Newell.</p> <p>This month the prize was won by: Newell Richards Newell rolled the ball straight into the middle of the cup from just over 8.05meters away. It was his best putt from a collection of 44 putts in total for the day.</p>	
<p>Winners of Longest holed Putt</p> <p>Jan (Newell Richards) 805cm.</p> <p>Feb (TBA) cm</p> <p>Mar (TBA) cm</p> <p>Apr (TBA) cm</p>	<p>May (TBA) cm</p> <p>Jun (TBA) cm</p> <p>Jun (2) (TBA) cm</p> <p>Jul (TBA) cm</p> <p>Aug (TBA) cm</p>	<p>Sep (TBA) cm</p> <p>Oct (TBA) cm</p> <p>Nov (TBA) cm</p>

Winners are grinners, and this months other Novelty Prizes were claimed by the following players

Nearest to the pin prizes were won by:

- 3rd Hole Wayne James (Raffle Ticket)
- 7th Hole Brent Douglas (Raffle Ticket)
- 11th Hole Mick harper (Raffle Ticket)
- 16th Hole Jayden Orger (Prize Ball)
- Nearest to Pin 2nd Shot Mark Fitzpatrick (Prize Ball)
- Longest Drive Jayden Orger 271meters (Prize Ball)
- Longest Putt Newell Richards (805cm) (Raffle Ticket)

NTP WINNERS



LONGEST DRIVE



Reminder

The ball must be clearly on the CUT surface of the green or fairway to win NTP or longest drive. If it is not on the fairway it doesn't count.

This year we have decided to try to keep a record of the winning distances for the longest drive competition, we might even incorporate a few extra trophies and a long drive play off on the golf trip just to spice things up a bit. Jayden Orger will be the first player to appear on the archive pages with his longest drive of 277 meters on the nominated hole earning him a spot in the battle of the big hitters.

We will need someone in the group to measure the longest drive distance back to the tee and write it on the marker along with the persons name. In this day and age there is always someone in each group who has either a watch with distance measuring capacity or a rangefinder to calculate the distance of a drive.

When there are good scores on offer the handicapper gets busy and that is just what he did this week, 17 out of 28 golfer suffered the wrath of the score controller. In total nearly 13 strokes were removed from the Sunday Leave pass data base. Simon Galloway suffered the biggest hit, he lost -2.5 strokes while Jake Schmidt (-1.8), Thomas Cooper (-1.7), Chris Westhead (-1.1) and Wayne James (-1.1) all copped a significant handicap haircut.

Only Newell, Douggo, Fitzy and Jamie Brunton were redistributed any of those handicap adjustments and the biggest gift was only 0.4.

HANDICAPS

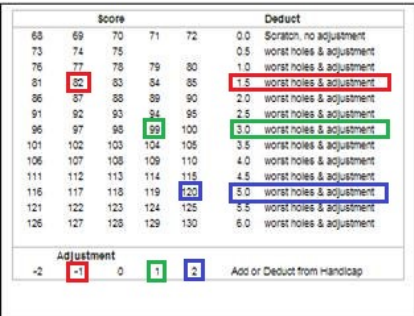
The changes to player’s handicaps are as follows:

BOLD RED NUMBERS- refer to players whose handicap has gone out **BOLD BLACK NUMBERS-** refer to players whose handicap has remained unchanged
BOLD GREEN NUMBERS- refer to players whose handicap has come in **NON-BOLD NUMBERS-** player didn’t play this month, so handicap has not changed

Player:	New Handicap	Was	H/Cap Change		Player:	New Handicap	Was	H/Cap Change
Adam Cooper	17.8	17.8	0		Mark Fitzpatrick	18.9	18.5	0.4
Andrew Clarke	15.3	15.8	-0.5		Mark Sfiligoj	18.2	18.7	-0.5
Anthony Emmerson	14.0	14.0	0		Mick Harper	7.4	7.6	-0.2
Barry Hemsley	26.3	26.3	0		Newell Richards	19	18.4	0.6
Ben Nichol	20.2	20.2	0		Peter Calyvpoulos	16.5	16.5	0
Brent Douglas	15.2	15.9	-0.7		Peter McArthur	12.7	13.4	-0.7
Cam Douglas	22.1	22.1	0		Phil Plane	27.6	27.5	0
Cameron Ross	25.4	25.4	0		Rick Turcinovic	33.2	34.1	-0.9
Chris Sfiligoj	23.8	23.8	0		Rick Smith			
Chris Westhead	30.5	31.6	-1.1		Ron Parsons	23.2	23.4	-0.2
Colin Ewart	30.7	30.7	0		Shane Cumming	11.1	11.1	0
Dale Robinson	16.2	16.9	-0.7		Simon Galloway	28.1	30.6	-2.5
David Burns	24.6	24.6	0		Steve Dawson	17.6	17.9	-0.3
Gerard MacIsaac	8.2	8.2	0		Steve OSullivan	8	8.5	-0.5
Glenn Douglas	16.7	16.4	0.3		Steve Powne	16.8	16.8	0
Graeme Foster	19.6	New H/Cap	0		Stuart Cooper	11.5	11.9	-0.4
Greg Parsons	27.5	27.5	0		Thomas Cooper	22	23.7	-1.7
Jake Schmidt	21.5	23.3	-1.8		Tim Emmerson	20.4	20.4	0
Jamie Brunton	23.8	24.1	0.3		Todd Neilson	18.3	18.3	0
Jaxon Fitzpatrick	30	30.0	0		Tom Thorn	20.1	20.1	0
Jaydon Orger	14.7	14.7	0		Tony MacIsaac	27.2	27.4	0.2
Karl Schulze	17.8	17.8	0		Warren Perrett	24.1	24.1	0
					Wayne James	11.8	12.9	-1.1

As a new member of the Social Club the Callaway Handicapping system is used to give the player a daily played to handicap for the first couple of rounds. Once they have played 3 rounds, they are given a temporary club handicap using the original AGU handicapping system. After 5 rounds they are then switched across to the current slope handicapping system.

Even if a player has an official golf link, as a matter of consistency we still use the Callaway system to calculate a daily handicap.



The chart shows a grid of scores (68 to 130) and corresponding deductions (0.0 to 6.0). It also includes an 'Adjustment' section with values -2, -1, 0, 1, 2 and a note 'Add or Deduct from Handicap'.

This system is used for determining fair allowances for social golf events that attract novices or occasional golfers. A player's Callaway handicap is determined after each round by deducting from his/her 18-hole gross score the scores of the worst individual holes during the first 16 holes of the round.

In the computation of handicaps under this system:

- No hole may be scored at more than twice its par,
- half strokes count as a whole,
- the 17th and 18th holes are never deducted,

For example, if a player scores 99 on the day their handicap would be calculated as the sum total of their (3 worst holes) +1

If a player scores 82 on the day their handicap would be calculated as the sum total of their (worst + ½ the 2nd worst hole) -1

If a player scores 120 on the day their handicap would be calculated as the sum total of their (five worst holes) +2

After 3 rounds they will be allocated a temporary handicap using the old AGU handicapping formula and then after 5 rounds they are elevated onto the official Slope handicapping system which was use thereafter for all club competitions.

Sometimes the Callaway handicapping system has proved itself to be very favorable to new members. Whenever we take on a golf course like Devils Bend or Eynesbury and the field struggle to play to their handicaps the Callaway golfers end up featuring at the top of the points distribution. Whereas often a round on a low scoring course like Centenary Park or Dorset it can be difficult for a Callaway handicapped member to pick up too many points.

Fossey and Rick Smith picked a bad month to use the Callaway scoring system and the consequence was they failed to feature inside the top 15 rankings

For those people interested in the mechanics of the handicapping system it can be best explained as the following.

How to calculate a GA Handicap

To calculate a player's GA Handicap:

- you must firstly identify the player's most recent 20 scores,
- you then determine the 'Played To' value for each of these scores,
- you average the best 8 'Played To' values,
- and finally you multiply this average by 0.93. The resultant figure (to one decimal place) is the player's GA Handicap.

* If a player's handicap record contains a lesser number than 20 scores, the number of scores used to calculate the player's handicap is as listed in the table below.

* There is no requirement for a player's most recent 20 scores to have been returned within a specific timeframe. For example, the most recent 20 scores may span a period of three years or they may span a period of three months.

* Once a player's handicap record contains 20 scores, the next score they return will result in the oldest of the existing 20 scores being removed (to be replaced by the new score).

Full Technical Procedure for Calculating a GA Handicap STEP 1 – Use the table below to determine the number of scores to be included in the GA Handicap calculation:

Number of Scores in Player's Handicap Record

5 to 6
7 or 8
9 or 10
11 or 12
13 or 14
15 or 16
17 or 18
19 or 20

Scores to be Used in the Calculation

Best/Lowest 1
Best/Lowest 2
Best/Lowest 3
Best/Lowest 4
Best/Lowest 5
Best/Lowest 6
Best/Lowest 7
Best/Lowest 8

Note: When the handicap record contains more than 20 scores, the GA Handicap calculation uses the best 8 of the player's most recent 20 scores.

Adjusted Handicap after current round

PLAYER		Course Name	Adjusted	Course P	Course R	Slope Rat	Score Differential
Glenn Douglas	16.7						
	1	Gardiners Run	100	72	70	122	25.9344
	2	Shepparton	96	72	71	127	21.3543
	3	Churchill Park	95	72	71	126	20.627
	4	Ringwood	90	70	67	109	20.7339
	5	Werribee Park	99	72	72	131	23.2901
	6	Devil Bend	89	71	70	125	16.272
	7	Dorset	89	69	66	106	21.3208
	8	Centenary Park 2022	89	71	70	114	17.8421
	9	Gardiners Run	85	72	70	122	12.041
	10	ClubBarham	97	73	73	127	21.3543
	11	Spring Park	91	66	64	113	25
	12	Warburton	91	69	69	121	20.5455
	13	ClubBarham	96	73	73	127	22.2441
	14	Morack	97	70	67	124	24.6048
	15	Bayview	95	70	67	125	22.6
	16	Devil Bend	98	71	70	125	24.408
	17	Centenary Park	93	72	70	114	20.8158
	18	Warburton	93	69	69	121	22.4132
	19	Gardiners Run	88	72	70	122	14.8197
	20	Morack	98	70	67	124	25.5161
		No# of rounds	20				
Course Ratings & Slope Look-up:							

Handicap before current round

PLAYER		Course N:	Adjusted :	Course P:	Course R:	Slope Rat	Score Differential
Glenn Douglas	16.4						
	2	Shepparton	96	72	71	127	21.3543
	3	Churchill Park	95	72	71	126	20.627
	4	Ringwood	90	70	67	109	20.7339
	5	Werribee Park	99	72	72	131	23.2901
	6	Devil Bend	89	71	70	125	16.272
	7	Dorset	89	69	66	106	21.3208
	8	Centenary Park	89	71	70	114	17.8421
	9	Gardiners Run	85	72	70	122	12.041
	10	ClubBarham	97	73	73	127	21.3543
	11	Spring Park	91	66	64	113	25
	12	Warburton	91	69	69	121	20.5455
	13	ClubBarham	98	73	73	127	22.2441
	14	Morack	97	70	67	124	24.6048
	15	Bayview	95	70	67	125	22.6
	16	Devil Bend	98	71	70	125	24.408
	17	Centenary Park	93	72	70	114	20.8158
	18	Warburton	93	69	69	121	22.4132
	19	Gardiners Run	88	72	70	122	14.8197
	20	Morack	98	70	67	124	25.5161
	21	Yarrambat	92	72	70	122	18.5246
		No# of rounds	20				
Course Ratings & Slope Look-up:							

The reason Douggo's handicap went out was because his 20th round (Yarrambat) was a flagged round which dropped off and it was therefore replaced by his new 8th best round which was at Centenary Park but it was nearly 2 shots worse score.

A score of 18.5246 was replaced by 20.8158 meaning his handicap goes out.

Next month a flag round isn't dropping off which means Douggo's handicap will definitely not go out however his handicap could possibly come in so long as a has a score of better than **20.8158**.

The championship points leaderboard has been reset for season 2023 and is back up and running. On the back of his monthly title at Gardiners Run, Thomas Cooper was awarded 15 points to start the season off. Wayne James is hoping to improve on last years performance, so 14 points was a very good way to start. It takes a few weeks before the ladder starts to take shape although it is worth noting that the carry over champ has a lot of work to do to come back from a one point start to the season. It will take a few top 14 places to defend the title although Mick does has a track record of featuring at the point end of the ladder as the season draws to a close in December.

Place Standings for 2023:

Ranking	Player	Rounds	Points	Ranking	Player	Rounds	Points
1	Thomas Cooper	1	15	25	Gerard MacIsaac	1	1
2	Wayne James	1	14	26	Colin Ewart	1	1
3	Simon Galloway	1	13	27	Ben Nichol	1	1
4	Rick Turcinovic	1	12	28	Andrew Clarke	1	1
5	Chris Westhead	1	11	29			
6	Stuart Cooper	1	10	30			
7	Brent Douglas	1	9	31			
8	Dale Robinson	1	8	32			
9	Jayden Orger	1	7	33			
10	Steve Dawson	1	6	34			
11	Jake Schmidt	1	5	35			
12	Steve Osullivan	1	4	36			
13	Jamie Brunton	1	3	37			
14	Peter McArthur	1	2	38			
15	Tony MacIsaac	1	1	39			
16	Steve Powne	1	1	40			
17	Ron Parsons	1	1	41			
18	Rick Smith	1	1	42			
19	Newell Richards	1	1	43			
20	Mick Harper	1	1	44			
21	Mark Sfiligoj	1	1	45			
22	Mark Fitzpatrick	1	1	46			
23	Graeme Foster	1	1	47			
24	Glenn Douglas	1	1	48			
25	Gerard MacIsaac	1	1				
26	Colin Ewart	1	1				
27	Ben Nichol	1	1				
28	Andrew Clarke	1	1				

2022 Points Champ







The 2023 season is sponsored by Drummond Golf Mitcham

Golf Balls and prizes are owed to the following people:

Thomas Cooper \$30 Drummond voucher Winner at Gardiners Run

TODDS CHAMPION OF CHAMPIONS HIT LIST.

Player Name	Rounds	Player Name	Rounds	Player Name	Rounds
Adam Cooper	1	Grant Kelly	1	Ron Parsons	10
Andrew Clarke	7	Greg Parsons	10	Shane Cumming	9
Anthony Emmerson	7	Greg Spence	2	Shaun Klep	2
Barry Hemsley	10	Jake Schmidt	7	Simon Galloway	9
Ben Nichol	8	Jamie Brunton	5	Steve Dawson	12
Brent Douglas	5	Jaxon Fitzpatrick	9	Steve Osullivan	12
Cam Douglas	4	Jayden Orger	6	Steve Powne	11
Cameron Ross	3	Leigh MacIsaac	8	Stuart Cooper	13
Chris Sfiligoj	7	Mark Fitzpatrick	10	Thomas Cooper	9
Chris Westhead	9	Mark Sfiligoj	7	Tim Emmerson	5
Colin Ewart	8	Mick Harper	12	Todd Neilson	9
Dale Robinson	1	Newell Richards	8	Tom Harold	1
David Burns	4	Peter Calyopoulos	5	Tom Thorn	11
David Page	1	Peter Harold	1	Tony MacIsaac	5
Duan Robinson	2	Peter McArthur	6	Warren Perrett	1
Gerard MacIsaac	7	Phil Plane	11	Wayne James	11
Glenn Douglas	8	Rick Turcinovic	10		
Graeme Foster	2	Robert Underwood	3		

2022 Champion of Champions



Winner of the blue Jacket and all of its powers for 2023.

For those who have forgotten about the powers bestowed on the Blue Jacket; here is a reminder of how it works.

As the Champion of Champions a player is able to ask any Sunday Leave Pass member to buy him a drink, it is limited to only receiving one drink per member (beer or soft) over the entire year and it can only be done so, if he is wearing the Champion of Champion jacket at the time. This of course does not include new members who did not play at least one or more rounds in season 2022, but not exclusive to those who attended the golf trip. So, if he manages himself correctly, he should be looking at up to 51 free beers or soft drinks over the next 12 months. Now, that is a prize worth aspiring for.

The other condition is that the player must be the one who consumes the drink, he cannot use his power to buy beverages for anyone else. There is also a catch where, if the wearer of the blue jacket asks someone who has previously shouted him a drink, then he must immediately buy them a drink instead. The Champion of champions can also kick in the balance of \$2 per shout to upgrade his beer to bourbons if he prefers to.

Remember that the Champ must be wearing the jacket, He must continue to wear the jacket while he is drinking. If it is too hot to wear the Champion of Champions jacket, that is OK, just choose not to wear it and then you are not eligible for a free drink. All purchased drinks are to be opened so they cannot be taken home for future consumption or to give to dinner guests or visitors. A traveller for the drive home is also OK, so long as it is opened, and the jacket wearer is the one who drinks it.

Remember: In order, to qualify as the Champion of Champions a member just needs to win a monthly title. All of the winners from the monthly championships who are attending the golf trip will then play off for the title based on total accumulated stableford points from 9x Randomly selected holes. The Winner is the person with the most points over those 9 nominated holes, and in the event of a tie then a Countback to determine the winner applies.

NOTE: The Winner of the December title is also eligible to win the competition however they only get to count their scores by using only 8 Randomly selected holes.

Monthly winners eligible for Champion of Champions playoff in 2023

January (**Thomas Cooper**) 90 Nett [66].

February (**TBA**) ?? Nett [??], March (**TBA**) ?? Nett [??], April (**TBA**) ?? Nett [??], May (**TBA**) ?? Nett [??], May 2 (**TBA**) ?? Nett [??], June (**TBA**) ?? Nett [??], July (**TBA**) ?? Nett [??], August (**TBA**) ?? Nett [??], September (**TBA**) ?? Nett [??], October (**TBA**) ?? Nett [??], November (**TBA**) ?? Nett [??], December (?????????)

Monthly winners eligible for Beer Wench of Beer Wenches playoff in 2023

January (**Glenn Douglas**) 100 Nett [84].

February (**TBA**) ?? Nett [??], March (**TBA**) ?? Nett [??], April (**TBA**) ?? Nett [??], May (**TBA**) ?? Nett [??], May 2 (**TBA**) ?? Nett [??], June (**TBA**) ?? Nett [??], July (**TBA**) ?? Nett [??], August (**TBA**) ?? Nett [??], September (**TBA**) ?? Nett [??], October (**TBA**) ?? Nett [??], November (**TBA**) ?? Nett [??], December (?????????)



[YES I want to take part in the golf trip this year](#)

[No I will not be going on golf](#)

GOLF TRIP CONFIRMATION STATUS

Shepparton 8th-10th December Cost is \$395

Golf trip Booking Status Confirmed & Deposit Paid

Adam Cooper	UNKNOWN		Mick Harper	UNKNOWN	
Andrew Clarke	YES		Newell Richards	YES	Paid \$100
Anthony Emmerson	UNKNOWN		Peter Calyvpoulos	UNKNOWN	
Barry Hemsley	UNKNOWN		Peter McArthur	UNKNOWN	
Ben Nichol	UNKNOWN		Phil Plane	UNKNOWN	
Brent Douglas	UNKNOWN		Rick Smith	UNKNOWN	
Cameron Ross	UNKNOWN		Rick Turnicovic	UNKNOWN	
Chris Sfiligoj	UNKNOWN		Rob Underwood	UNKNOWN	
Chris Westhead	UNKNOWN		Ron Parsons	UNKNOWN	
Colin Ewart	YES	Paid \$40	Shane Cumming	UNKNOWN	
Dale Robinson	UNKNOWN		Simon Galloway	UNKNOWN	
David Burns	UNKNOWN		Steve Dawson	YES	
Gerard MacIsaac	YES		Steve O'Sullivan	YES	Paid \$50
Glenn Douglas	UNKNOWN		Steve Powne	YES	
Greg Parsons	UNKNOWN		Stuart Cooper	YES	
Jake Schmidt	UNKNOWN		Thomas Cooper	YES	Paid \$50
Jamie Brunton	UNKNOWN		Tim Emmerson	UNKNOWN	
Jayden Orger	YES		Todd Neilson	UNKNOWN	
Jaxon Fitzpatrick	YES		Tom KellyThorn	UNKNOWN	
Karl Schulze	UNKNOWN		Tony Macisaac	UNKNOWN	
Mark Fitzpatrick	YES		Warren Perrett	UNKNOWN	
Mark Sfiligoj	UNKNOWN		Wayne James	UNKNOWN	

[YES I want to take part in the golf trip this year](#)

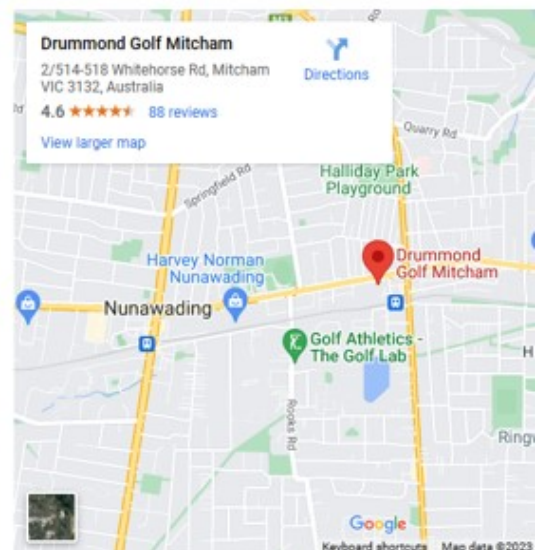
[No I will not be going on golf](#)

2023 Fixture

Golf Course & How to get there Directions	Date	Melways Ref	Website links
Warburton	26th February 9-00am	289 K 3	www.Warburton_golf_course
Centenary Park	26th March 8-08am	100 E 9	www.Centenary_Park
Dorset	23rd April 8-33am	51 C 6	www.dorset.com
Spring Park	7th May 8-30am	88 H 7	www.springparkgolf.com.au
Cape Schanck	28th May 7-30am		www.racv.com.au
Bayviews	25th June 8-15am		www.bayviewsgolf.com.au
Devil Bend	30th July 8-04am		www.devilbendgolf.com.au
Werribee Park	27th August 9-15am	259 B 4	www.werribeepark.com.au
Ringwood	24th September 9-05am	63 F 2	www.ringwoodgolfclub.com.au
Churchill Park	29th October 7-30am	82 C12	www.churchillparkgolf.com.au
Yarra Bend	19th November 8-00am		https://yarrabendgolf.com
Shepparton Golf Club	8th – 10th December		www.sheppartongolf.net.au



This year we are welcoming a new major sponsor to the mix. Drummond golf Mitcham will become our new monthly sponsor. They have upped the ante and have offered \$30 prize voucher for the monthly winner. Most of our members are already Drummond members, as the club signed you up as lifetime members a few years back however if you are not a Drummond Club member let us know and we will arrange to get you in the system and this way you can also reap the rewards of the savings and deals that a Drummond Club membership brings with it.



With the addition of our Drummond Golf sponsorship comes access to the Big Swing simulators. We will be scheduling a couple of SLP social nights into the calendar so make sure you try to get involved in those events when they are held.

Many of our members have already capitalized and made their recent golf purchases at Drummonds.