




SUNDAY LEAVE PASS 2021



As we have been unable to recruit a new sponsor for the hole in one prize for the Social Club we have decided from now on, to manage the incentive prize differently. Since it took 17 years for us to get the last hole in one, we have decided to create a cash fund which will be paid out to the player who is lucky enough to claim the perfect shot. The jackpot builds up each month, as we will now withhold \$1 from the entry fees of each monthly participant and use that money to make up the prize pool. Since February at the Warburton round, we have had 201 competitors take to the fairways and no one has managed to hole out the Ace jackpot is built up to \$201 in the kitty.

Prize Pool goes up \$1.00 per player each month.



FINE JAR 2021

\$1323.75

FINE SYSTEM

Not driving ladies tees	\$5-00
Having an air swing	\$2-00
Having 4x putts	\$2-00
Throwing a club	\$2-00
Hitting across 2x fairways	\$2-00
Shank	\$2-00
Double Hit	\$2-00
Putting ball on, back off the green	\$2-00
Three Putt Monkey (18 th Hole)	\$2-00

Any other act performed on the course which is deemed to be deserving of a fine can be put to the group for a vote after the game. **\$2-00**

Maximum pay out is **\$10-00**.

Did you ever consider that even if you played every round for the year and paid the maximum fine (\$10) each time you played you would only be contributing \$150 for the year. That donation gets you four or five BBQ's during the year, drinks at social events and unlimited alcohol for 5 hours at the pub on the Saturday night of the golf trip.

This is a call out and a reminder to all of those guys with short arms and deep pockets that you need to contribute a bit of loose change to the fine jar to help to keep the club operational.

GOLF TRIP 2021 ClubBarham Golf Club



If you are not on the golf trip, then you will not be eligible to win a prize in the raffle.

Please Note: Balance of payments are now due as payable,

There is a confirmation status list at the end of this sheet which will show who has confirmed their attendance on the golf trip and who has not, and it includes how much money is left to pay for those attending.

Before everyone emails me to complain about their handicaps, I remind you that we are using the world handicap slope rating system and this means your handicap is adjusted each month according to the difficulty or ease of the golf course that you are playing on.

Course	Morack	Holes	18
Par	70	Length	5409
Slope Rating	116	Scratch Rating	67

Believe it or not Morack is rated as one of the more easy golf courses for scratch golfers, and with a slope rating 116 with a scratch rating of 67 it means that most player's handicap was either neutral or adjusted downwards by 1 stroke from the

handicap index according to the slope formula:

New Daily Handicap formula = (GA Handicap x (Slope Rating ÷ 113) + (Scratch Rating minus Par)) x 0.93

[GA WorldHandicapPoster_V01.pdf \(ctfassets.net\)](#)

In case you missed some of the previous communications, I have attached it again.

PLAYER HANDICAPS

PLEASE NOTE *Last year we changed the format of the handicapping system to adjust each player's handicap based on the difficulty of the golf courses we are playing by applying the slope rating of each golf course against the player's handicap. We ran this as a trial in 2019 and it was fully implemented during the 2020 season, and it seemed to work well. This year we have fully transitioned which means the course scratch ratings are also factored into the golf handicapping process.

The difference is when you play a hard golf course like Eynesbury your handicap will be higher, and when you play an easy golf course like Ringwood or Dorset your handicap will be lower. The adjustments are based on the official handicapping system used by golf link and are designed to allow fairness and equality to golfers of all ability levels.

<http://www.worldgolf.com/wglibrary/reference/slope.html>

Instead of a handicap you have a Handicap index, which is the handicap expressed in a decimal (13.4, 5.2, 29.3, etc.). We have always used this process and we have simply used it as a club handicap by assuming that every golf course we played was equal and played as a neutral slope rating of 113. This year your index is used as a mathematical calculation of your playing ability on an average golf course (i.e., a course with a 113 Slope rating) then adjusted up or down according to the course rating which factors in the length and difficulty of the golf course to give you a variable daily handicap.

New Daily Handicap formula = (GA Handicap x (Slope Rating ÷ 113) + (Scratch Rating minus Par))

MORACK GOLF COURSE

Ideally situated in the heart of Vermont, just minutes from Eastlink, the Morack Golf Course is a leafy, affordable, and central golfing oasis.

Synonymous with great value golf in Melbourne's East, Morack doesn't only boast a great value golf course but also a 20 bay driving range that's open to the public 7 days a week along with one of the best stocked Pro Shops in the country.

MORACK PUBLIC GOLF COURSE

★★★★★ (2)



Call (03) 9801 4479





Special thanks to Colin & SOS who put their hands up to volunteer for BBQ duties. Great Work gents much appreciated.

Morack Golf Course Results- November

They say that a picture tells a thousand words, and also there is quote “a photograph is a story in itself.” Given that no one ever reads the written content of the blurb anyway, we thought we would try a different format for the last newsletter in 2021. Please enjoy a photographic reflection of the golf from Sunday at Morack.





It seems the biggest collection of photos from Morack came from the Supercoach who digitally catalogued all 102 of Stuart Coopers shots for the day. Although voting has closed for 2021, you might want to keep him in mind for the 2021 bushwhacker award.





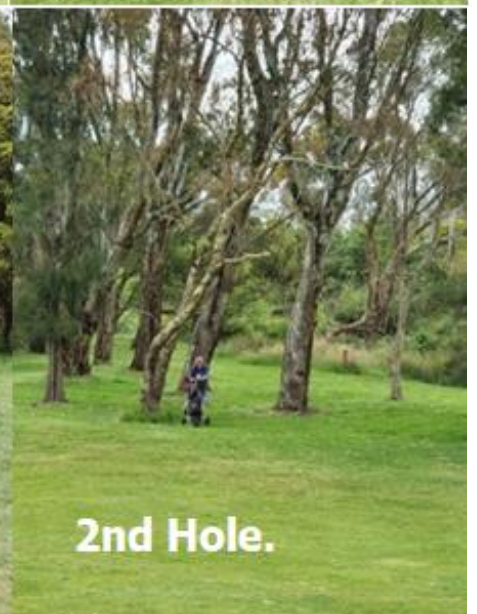
We are not sure if a ball was played from on the fairway all day.



5th Hole.



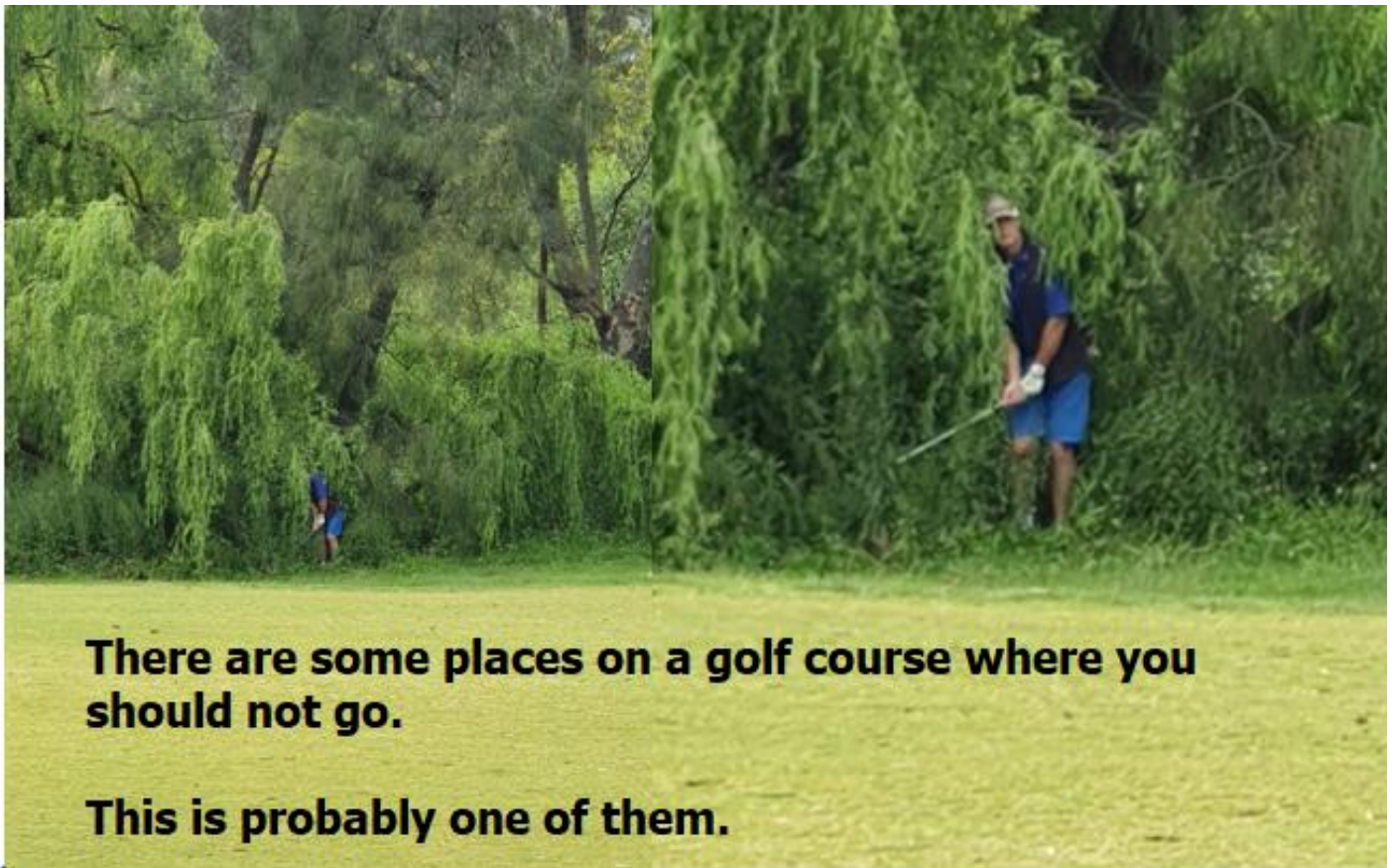
3rd Hole.



2nd Hole.



Golf is a difficult game, made worse by failing to achieve the basic principals of hitting the golf ball into play.



Have you ever heard of an unplayable lie?



80e0b5a6-ac38-462
1-86fd-b46401ed8d

[Click on the link to see what happens next.](#)



Brent Douglas hit a couple of birdies, one was on the score card after hitting his NTP to a couple of feet, and one was this duck on the fairway which end up short a couple of feet.



Stu's buggy took off down the hill alone and crashed. Broke the sand bucket and buggy storage compartment. Missed his putt birdie too.

The only thing Stu holed for the entire day was a ball thrown at his golf bag which landed in his sandbucket.



This little fella was hanging around, perhaps he was looking for a three putt monkey tp play with.

The gorilla had plenty of options at Morack, in total there were 69 three putts greens where the three putt monkey was let out of the bag and there was another 4 occasions when the putter was used more than three times.



Steve Powne couldn't have hit a barn door on Sunday, however on the 18th hole he did give Cider something to think about. It is never wise to stand in front of any Angry Blue Smurf when he is having a tough day on the golf course.



Notable mentions than were not captured on film.

*Tim Emmerson chipped in for a birdie on the eighth hole. He backed it up by making one putts on the 7th, 9th and 10th greens. That is an impressive 3 putts over four holes. Tim went the day with just 32 putts, ranked number 3 in strokes gained putting for the day.

*Tom Kellythorn was the best putter, he took only 30 putts to complete the round, with an impressive 12 putts on the back nine.

*Shane Cumming ranked number 2 in putts gained, while trialling his brand new putter, evidently his short game was remarkable however with 19 strokes marked on his scorecard over the first two holes and after shooting 56 on the front nine, he struggled to compete against the rest of the field.

*Steve O’Sullivan was extraordinary at Morack, he shot the lowest gross score for the day. SOS broke 80 (79 off the stick) and can count himself very unlucky to have been beaten on the day.

This month there was only 7 Newell’s posted from a field of 23 players. Considering the average score per player was so high (Nett 82) it would have been expected to see more Newell’s at Morack. Evidently the spread of bad holes was more in the form of multiple 8’s and 9’s rather than the one big blow out hole.

Listed below is the Newell’s achieved at Morack on Sunday.

NEWELL’S					
Shane Cumming	2nd Hole Par 5 (11)			Rick Turcinovic	9th Hole Par 4 (11)
Colin Ewart	7th Hole Par 4 (10)			Newell Richards	12th Hole Par 5 (10)
Anthony Emmerson	9th Hole Par 4 (10)			Steve Powne	15th Hole Par 5 (11)
				Steve Powne	18th Hole Par 4 (10)

Similar to the Newell count, the Birdie tally was also lacking in surplus. As a collective group we only posted 6 birdies and 65 pars for the day. Interestingly the main birdie contributor failed to make a tweet.

SOS was quietly confident he would win the nearest to pin 2nd shot after he hit the ball close and drained the putt. So he was disappointed to find out later that not only had Wayne James hit his approach closer to the flag to claim the prize ball, but had also sunk the birdie and Jackpotted the skins prize pool. The Supercoach holed a long putt to make a birdie on the Par 4, 8th hole. Whereas Tim Emmerson chipped in from off the green, proving there are many different ways to make a birdie.

SOS was the only member to birdie a Par 5 hole and Brent Douglas made a birdie with a basic tap in after hitting his approach to the par three, 13th hole stone dead.

Listed below is the Birdies achieved at Morack on Sunday.

Steve O’Sullivan	5th Hole Par 4		Tim Emmerson	8th Hole Par 4
Wayne James	5th Hole Par 4		Steve O’Sullivan	12th Hole Par 5
Mark Sfiligoj	8th Hole Par 4		Brent Douglas	13th Hole Par 3

The par 3 holes were quite challenging at Morack and other than Brent Douglas’s flag seeker on the 13th hole, the shots as a rule were a long way from the hole.

Nearest to the pin prizes were won by:

4th Hole	Steve O'Sullivan
6th Hole	Brent Douglas (Raffle Ticket)
10th Hole	Ben Nichol
13th Hole	Brent Douglas (Raffle Ticket)
15th Hole	Wayne James
5th Hole NTP 2 nd Shot	Wayne James
Longest Drive	Tom Kellythorn (Raffle Ticket)
Newell Competition	Barry Hemsley 3x Stubby holder
Newell Competition	Rick Turcinovic 3x Stubby holder
Newell Competition	Andrew Clarke 1x Stubby holder
Newell Competition	Chris Sfiligoj 1x Stubby holder

Reminder

The ball must be clearly on the CUT surface of the green or fairway to win NTP or longest drive. If it is not on the fairway it doesn't count.

Each player won 1 ball each.

It seems the SLP logo prize balls have been devalued, suddenly everyone in the club is a golf ball snob and they are choosing to play with their own preferred branded balls. Gone are the days of playing with anything you find in the golf bag or out on the golf course, The victim of this is our prize balls, because the majority of the prize winners opted for the raffle tickets and the extra chance to win a major prize rather than the golf ball.

Golf Balls are owed to the following people:

Ben Nichol	NTP 10 th Hole Morack - 1 ball
Cam Ross	NTP 14 th Hole Yarra Bend - 1 ball
Cam Ross	NTP 16 th Hole Yarra Bend - 1 ball
Mal Griffiths	NTP 5 th Hole Warburton - 1 ball
Mark Fitzpatrick	NTP 3 rd Hole Spring Park - 1 ball
Steve Powne	House of golf voucher -Winner Dorset
Tony MacIsaac	House of golf voucher -Winner Bayviews
Steve Dawson	House of golf voucher -Winner Yarra Bend
Newell Competition	Barry Hemsley Stubby holder 3 balls
Newell Competition	Andrew Clarke Stubby holder
Newell Competition	Chris Sfiligoj Stubby holder

PLEASE NOTE: This year the monthly winner has the option of exchanging the number of balls owed to Raffle tickets for the end of year prize draw.

Just a reminder that for every round you play you are awarded a raffle ticket to go towards the end of year raffle, then extra tickets are issued if you wear the official club shirt plus extra tickets can also be won by winning a hole in the monthly skin's competition.

"SKINS" were distributed to those players good enough to win a hole outright. If more than 1 player got the lowest score on a hole it is Jackpotted until an outright winner occurs.

Skins at **Morack** were won by:

1	Jackpot
2	Tim Emmerson
3	Jackpot
4	Ben Nichol
5	Jackpot
6	Jackpot
7	Jackpot
8	Jackpot
9	Cam Douglas
10	Jackpot

Number of skins won

Cam Douglas	x5
Tim Emmerson	x4
Steve O'Sullivan	x3
Ben Nichol	x2
Mark Fitzpatrick	x1
Newell Richards	x1

11	Jackpot
12	Steve Osullivan
13	Jackpot
14	Tim Emmerson
15	Mark Fitzpatrick
16	Newell Richards
17	Jackpot
18	Jackpot

In order to win a skins jackpot, it takes a lot of skill and even a whole lot more luck. Firstly, you need to play a hole well and score a birdie or par where you get a shot or two allocated from your handicap. But then more importantly you are reliant on none of the other 30 to 40 players in the group having the same good score or better on that particular hole, than you did. The low handicappers always find it very hard to win skins, because they are making birdies and pars on holes where they don't always get a shot and therefore, they are competing against a field of players where some people are getting 2 or even 3 extra strokes on the hole.

Newell was a notable absentee on Sunday, and it was amazing how many tight wads were all seeking him out trying to get their chance to buy him his last free drinks under the power of the Champion of Champions jacket. Unfortunately, since he failed to sow Newell was unable to add to his free drinks hit list. The Powers of the Jacket will be handed over to the winner of the Champion of Champions competition to be run on the Saturday of the golf trip.

NOTE: The Winner of the December title is also eligible to win the competition however they only get to count their scores by using only 8 Randomly selected holes.

January (Tom Kellythorn) 84 Nett 62. February (Adam Cooper) 88 Nett 67. March (Stuart Cooper) 83 Nett 70.
April (Steve Powne) 80 Nett 62. May (Ron Parsons) 86 Nett 64 June (Tony MacIsaac) 101 Nett 71 October (Steve Dawson) 88
Nett 70 November (Brent Douglas) 86 Nett 71

Player Name	Rounds 2020	Player Name	Rounds 2020	Player Name	Rounds 2020
Adam Cooper	Paid	Greg Breasley	3	Ron Parsons	Paid
Andrew Clarke	4	Greg Parsons	Paid	Shane Cummins	Paid
Anthony Emmerson	8	Heath McLeod	7	Shaun Klep	4
Barry Hemsley	8	Jamie Brunton	Paid	Steve Dawson	Paid
Ben Nichol	4	Jaxon Fitzpatrick	Paid	Steve Osullivan	9
Brendan MacIsaac	Paid	John Mea	Paid	Steve Powrie	Paid
Brendan MacIsaac	8	Leigh MacIsaac	7	Stuart Cooper	9
Brent Douglas	Paid	Mal Griffiths	Paid	Thomas Cooper	Paid
Cam Douglas	Paid	Mark Fitzpatrick	3	Tim Emmerson	Paid
Cameron Ross	3	Mark Williger	4	Tom Nelson	4
Chris Williger	Paid	Mick Harper	9	Tom Thorne	Paid
Cliff Rowe	Paid	Newell Richards	8	Tony Grasso	3
Colin Rowe	Paid	Paulie Harrison	Paid	Tony MacIsaac	8
Dale Robinson	7	Peter Calyopoulos	Paid	Warren Perrett	Paid
David Burns	1	Phil Plane	Paid	Wayne James	Paid
David MacIsaac	8	Rick Turcinovic	9		Paid
Glenn Douglas	8	Robert Underwood	2		



The other condition is that Champion of Champion must be the one who consumes the drink, he cannot use his power to buy beverages for anyone else. There is also a catch where, if the wearer accidentally asks someone who has previously shouted him a drink, then he must immediately buy them a drink instead.

The Champion of Champions can also kick in the balance of \$2 per shout to upgrade his beer to bourbons if he prefers to.

Remember that the Champion of Champion must be wearing the jacket, He must continue to wear the jacket while he is drinking. If it is too hot to wear the Champion of Champions jacket that is OK, just choose not to wear it and then you are not eligible for a free drink. All purchased drinks are to be opened so they cannot be taken home for future consumption or to give to dinner guests or visitors.

Congratulations to Brent Douglas who successfully negotiated the Morack Golf Course better than the rest of the field. Brent was only one of 4 players to break 90 on Sunday, and with his score at Nett 71 he was crowned the monthly title winner, if only by winning a count back over Tim Emmerson.

Tim Emmerson shot a career best round. He was 10 shots better than his career average score. Tim shot 95 off the stick, which gave him a result of Nett 71, unfortunately he had a blowout on the 18th hole which took him out of contention. The 9 on the last hole added significantly to his score, cost him stableford points and enabled Brent to jump to the top of the leaderboard.

Steve O'Sullivan was in a hurry to get back to the BBQ so he played very efficient and economically golf. SOS shot 79 off the stick and finished in a close 3rd position but more importantly nudged himself back into single figure handicap status again.

Wayne James produced one of his better rounds for the year and was rewarded with 12 championship points for his efforts. Twelve months is a long time in golf, it should be noted that this time last year Wayne played one of his worst ever rounds at Morack and on that fateful day he finished last and was crowned with his first and only Beer Wench monthly title, meaning he was obligated to wear the pink vest on the Saturday of the golf trip.

Jaxon Fitzpatrick recovered from a disastrous start to his round and he went on to play some solid golf. Jaxon has once again finished well ahead of his dad and in the top end of the points distribution. Jaxon was firmly entrenched inside the top 5 rankings.

Results for Morack were as follows:

Ranking	1	2	3	4	5	6	7	8	9
Player	Brent Douglas	Tim Emmerson	Steve O'Sullivan	Wayne James	Jaxon Fitzpatrick	Ron Parsons	Cam Douglas	Mick Harper	Anthony Emmerson
Score	86	95	79	85	106	100	101	84	94
Handicap	15	24	8	12	30	22	23	5	14
Nett Score	71	71	71	73	76	78	78	79	80
Points	15	14	13	12	11	10	9	8	7

Ranking	10	11	12	13	14	15	16	17	18
Player	Phil Plane	Tom Kellythorn	Newell Richards	Mark Sfiligoj	Steve Dawson	Rick Turcinovic	Mark Fitzpatrick	Ben Nichol	Barry Hemsley
Score	107	99	98	97	100	114	101	107	116
Handicap	26	18	16	15	17	29	16	19	28
Nett Score	81	81	82	82	83	85	85	88	88
Points	6	5	4	3	2	1	1	1	1

19	20	21	22	26
Shane Cumming	Thomas Cooper	Colin Ewart	Stuart Cooper	Steve Powne
97	114	118	102	115
8	25	28	10	21
89	89	90	92	94
1	1	1	1	1

Where more than one player has the same score the place allocations are determined by a countback.

The count back system is formulated as the following. *Total number of stableford points scored on the back nine holes.

*In the event that both players have the same stableford score on the back nine it then reverts to the number of stableford points scored on the eighteenth hole. If this is the same then it goes to the 17th hole, sixteenth hole, fifteenth hole until a player has a better hole and therefore has a higher stableford score than the other.

Listed below is an example of how the countback system was used to determine the results this month at Morack

Brent Douglas	Tim Emmerson	<p>In this instance both Brent and Tim had Nett 71 after their handicap was deducted from the Gross Scores. So, we go back to a countback.</p> <p>In this example Brent ranks higher because he had 19 points compared to Tim who choked on the last hole on the back nine holes and could only conjure up 17 stableford points on the back nine and was therefore relegated down a place. Brent Wins the count back Tim finishes in 2nd.</p> <p>If in the event, that the countback then identifies that both players have had the same stableford points score on the back nine then we go back to the individual holes starting from the 18th hole and compare results until a player had a standout result. In the example shown on the right both Tony MacIsaac and Steve Powne had Nett 74 and 12 Stableford points on the back nine. So, the countback then compares the scores on individual holes starting from the 18th hole working backwards as required. In this situation the scores on holes 18, were different. Tony scored 2 stableford points compared to Steve who only scored 1 stableford point. Consequently, Tony wins the countback, and the Blue Smurf is relegated back to a lower place ranking. If both scores are equal on the 18th hole, then we go back to the 17th hole, then the 16th, etc etc.</p> <p>PLEASE NOTE THAT THE COUNT BACK IS ON HOLES 10-18 irrespective of whether it is a two-tee start, a normal hit off from the first hole or as in the case of Gardiners Run where we hit off the 10th hole first. It is always the 10th to 18th holes and if one person starts on the 10th hole and the other hits off the first hole then it still remains exactly the same formula.</p>	Tony MacIsaac	Steve Powne
85	95		102	94
14	24		28	20
71	71		74	74
+2	+2		+0	+1
+3	+2		+1	+0
+2	+2		+0	+1
+3	+2		+3	+1
+3	+4		+3	+2
+2	+1		+0	+2
+1	+1		+2	+2
+1	+3		+1	+2
+2	+0		+2	+1
+19	+17		+12	+12

HANDICAPS

The changes to player's handicaps are as follows:

BOLD RED NUMBERS- refer to players whose handicap has gone out

BOLD GREEN NUMBERS- refer to players whose handicap has come in

BOLD BLACK NUMBERS- refer to players whose handicap has remained unchanged **NON-BOLD NUMBERS**- refer to players who didn't play this month, so handicap has not changed

Player:	New Handicap	Was		Player:	New Handicap	Was
Adam Cooper	17.8	17.8		Mal Griffiths	15.9	15.9
Andrew Clarke	14.3	14.3		Mark Fitzpatrick	17.7	17.7
Anthony Emmerson	16.1	15.6		Mark Sfiligoj	16.3	16.3
Barry Hemsley	28.1	28.1		Mick Harper	6.9	6.9
Ben Nichol	20.0	20.0		Newell Richards	17.5	17.5
Brendan MacIsaac	38.6	38.6		Peter Calyvopoulos	15.5	15.5
Brent Douglas	15.4	16.0		Phil Plane	26.7	26.7
Cam Douglas	23.7	23.7		Rick Turcinovic	30.3	29.5
Cam Ross	26.5	26.5		Rob Underwood	35.2	35.2
Casey Morrison	34.0	34.0		Ron Parsons	22.2	22.4
Chris Sfiligoj	22.4	22.4		Shane Cumming	10.2	10.2
Chris Westhead	31.0	31.0		Shaun Klepp	26.7	26.7
Cliff Rowe	12.9	12.9		Steve Dawson	18.8	18.0
Colin Ewart	29.1	28.6		Steve O'Sullivan	9.9	10.2
Dale Robinson	17.0	17.0		Steve Powne	22.3	22.3
David Burns	26.0	26.0		Stuart Cooper	12.3	12.3
Gerard MacIsaac	9.6	9.6		Thomas Cooper	27.3	25.3
Glenn Douglas	16.8	16.8		Tim Emmerson	22.6	24.8
Greg Breasley	32.8	32.8		Todd Neilsen	17.7	17.7
Greg Parsons	30.2	30.2		Tom Kellythorn	19.2	19.1
Jamie Brunton	23.1	23.1		Tony Grasso	19.6	19.6
Jaxon Fitzpatrick	29.5	29.7		Tony MacIsaac	28.8	28.8
John Mea	26.7	26.7		Warren Perrett	24.1	24.1
Karl Schwarz	17.8	17.8		Wayne James	13.0	13.6

As a new member of the Social Club the Callaway Handicapping system is used to give the player a daily played to handicap for the first couple of rounds. Once they have played 3 rounds, they are given a temporary club handicap using the original AGU handicapping system. After 5 rounds they are then switched across to the current slope handicapping system.

Score					Deduct	
68	69	70	71	72	0.0	Scratch, no adjustment
73	74	75			0.5	worst holes & adjustment
76	77	78	79	80	1.0	worst holes & adjustment
81	82	83	84	85	1.5	worst holes & adjustment
86	87	88	89	90	2.0	worst holes & adjustment
91	92	93	94	95	2.5	worst holes & adjustment
96	97	98	99	100	3.0	worst holes & adjustment
101	102	103	104	105	3.5	worst holes & adjustment
106	107	108	109	110	4.0	worst holes & adjustment
111	112	113	114	115	4.5	worst holes & adjustment
116	117	118	119	120	5.0	worst holes & adjustment
121	122	123	124	125	5.5	worst holes & adjustment
126	127	128	129	130	6.0	worst holes & adjustment
Adjustment						Add or Deduct from Handicap
-2	-1	0	1	2		

This system is used for determining fair allowances for social golf events that attract novices or occasional golfers. A player's Callaway handicap is determined after each round by deducting from his/her 18-hole gross score the scores of the worst individual holes during the first 16 holes of the round.

In the computation of handicaps under this system:

- No hole may be scored at more than twice its par,
- half strokes count as a whole,
- the 17th and 18th holes are never deducted,

For example, if a player scores 99 on the day their handicap would be calculated as the sum total of their (3 worst holes) +1

If a player scores 82 on the day their handicap would be calculated as the sum total of their (worst + ½ the 2nd worst hole) -1

If a player scores 120 on the day their handicap would be calculated as the sum total of their (five worst holes) +2

After 3 rounds they will be allocated a temporary handicap using the old AGU handicapping formula and then after 5 rounds they are elevated onto the official Slope handicapping system which was use thereafter for all club competitions.

For those people interested in the mechanics of the handicapping system it can be best explained as the following.

How to calculate a GA Handicap

To calculate a player's GA Handicap:

- you must firstly identify the player's most recent 20 scores,
- you then determine the 'Played To' value for each of these scores,
- you average the best 8 'Played To' values,
- and finally you multiply this average by 0.93. The resultant figure (to one decimal place) is the player's GA Handicap.

* If a player's handicap record contains a lesser number than 20 scores, the number of scores used to calculate the player's handicap is as listed in the table below.

* There is no requirement for a player's most recent 20 scores to have been returned within a specific timeframe. For example, the most recent 20 scores may span a period of three years or they may span a period of three months.

* Once a player's handicap record contains 20 scores, the next score they return will result in the oldest of the existing 20 scores being removed (to be replaced by the new score).

Full Technical Procedure for Calculating a GA Handicap STEP 1 – Use the table below to determine the number of scores to be included in the GA Handicap calculation:

Number of Scores in Player's Handicap Record	Scores to be Used in the Calculation
5 to 6	Best/Lowest 1
7 or 8	Best/Lowest 2
9 or 10	Best/Lowest 3
11 or 12	Best/Lowest 4
13 or 14	Best/Lowest 5
15 or 16	Best/Lowest 6
17 or 18	Best/Lowest 7
19 or 20	Best/Lowest 8

Note: When the handicap record contains more than 20 scores, the GA Handicap calculation uses the best 8 of the player's most recent 20 scores.

I hope that helps to explain the handicapping system.

The Sunday Leave Pass handicapping process with the one used by golf link and by all golf clubs around the globe using the world handicapping system. Although your SLP handicap is unofficial and therefore it cannot be used to formally enter organized

golf competitions and tournaments, it still should be an accurate reflection of your golfing prowess and a measure of what your GA (golf Australia) handicap would be if you subscribed the \$150 per year to get an official handicap.

Your playing handicap will fluctuate around your documented handicap index. When you play an easy course such as Ringwood or Dorset then you will actually play off a lower handicap than you normally would. On the other days when we invite you to play a harder course such as Rosebud Country Club, Devils Bend, Werribee Park or Barham we will add a few extra shots to your arsenal just to give you more hope of avoiding total anxiety and depression.

For those players not familiar with the scoring process, listed below is the format we use in Sunday Leave Pass competitions.

Once all of the players are ranked then the Seasons Championship points are allocated according to the position in the field.

The player in 1st place gets 15 points, 2nd place 14 points, 3rd place 13 points, etc. etc. Any player who completes the round however finishes ranked outside the top 14 and is placed between 15th spot to BeerWench then they are all allocated 1 championship point for attending.

For the benefit of the newcomers or the uneducated we thought it would be a good opportunity to go through the player rankings and point scoring system again.

Sunday Leave Pass competitions are run using Stroke so you need to count every shot that you play and you need to finish every hole. Each player's Nett total score is then calculated by deducting the players handicap from the Gross score. If a player doesn't have an official Sunday Leave Pass handicap, then a temporary played to handicap is allocated on the day using the Callaway handicapping system.

Once the players Nett score is calculated they are ranked from lowest score to highest score. (BeerWench) Where more than one player has the same Nett Score (such as in the example below from Gardiners Run last year then the place allocations are decided based on a countback system.

The player with the most points at the end of the year is crowned the Points champion irrespective of how many rounds a person has played. If one person plays 13 rounds for the year and the person in 2nd place has only played 10 rounds but is close to the same score then that is bad luck to the person in 2nd place. All players are invited to play the entire fixture. We reward participation rather than perfection and performance so if you play more often you will end up with more points.

Place Standings for 2021:

Name	Total	Played	Rank		Name	Total	Played	Rank
Brent Douglas	65	7	1		Peter Calyvopoulos	17	3	26
Newell Richards	59	8	2		Greg Parsons	16	5	27
Mick Harper	53	8	3		Greg Breasley	16	3	27
Steve Dawson	52	7	4		Andrew Clarke	15	4	29
Tony MacIsaac	49	5	5		Jamie Brunton	15	4	29
Steve Osullivan	46	7	6		Chris Sfiligoj	13	5	31
Wayne James	44	8	7		Colin Ewart	13	7	31
Tom Kellythorn	42	8	8		Cameron Ross	11	5	33
Steve Powne	36	7	9		Glenn Douglas	10	2	34
Stuart Cooper	35	8	10		Shane Lambert	9	1	35
Cam Douglas	34	6	11		Tony Grasso	8	3	36
Tim Emmerson	32	4	12		Cliff Rowe	7	3	37
Barry Hemsley	32	7	12		Rick Turcinovic	6	6	38
Shane Cumming	31	7	14		Mark Sfiligoj	5	3	39
Jaxon Fitzpatrick	31	4	14		Warren Perrett	4	1	40
Adam Cooper	30	5	16		Mal Griffiths	3	2	41
Gerard MacIsaac	29	4	17		John Mea	3	3	41
Mark Fitzpatrick	29	8	17		Casey Morrison	3	3	41
Ron Parsons	29	6	17		Karl Schwartz	2	2	44
Chris Westhead	27	4	20		Brendan MacIsaac	1	1	45
Anthony Emmerson	26	5	21		Rob Underwood	1	1	45
Thomas Cooper	20	8	22					
Phil Plane	19	7	23		YET TO PLAY	0	0	
Todd Neilson	18	4	24		Leigh MacIsaac	0	0	47
Ben Nichol	18	5	24		David Burns	0	0	47
					Jason (HOG)	0	0	47

In order to win the Season Championship trophy, you need to play regularly and consistently to about your handicap or better, and it is the handicapper's responsibility to make sure that this does not happen. After every round, the scores are assessed and then the handicaps are adjusted according to your performance. As was the case last year we have adjusted the handicap formula to take into consideration the difficulty of each golf course, using the course slope index, so it will be remarkably interesting to see how the scores finish up.

Monthly Beer Wenches eligible for Beer Wench of Beer Wenches playoff in 2021

January (Tom Kellythorn) 129 Nett 89. February (Mark Fitzpatrick) 109 Nett 90. March (Thomas Cooper) 121 Nett 94. April (Peter Calyvopoulos) 106 Nett 95. May (Thomas Cooper) 127 Nett 105. June (Chris Sfiligoj) 125 Nett 105 October (Colin Ewart) 120 Nett 92 November (Steve Powne) 115 Nett 94

Remaining games on 2021 Fixture

Golf Course & How to get there Directions	Date	Melways Ref	Website links
Barham Golf Club	3rd – 5th December		www.clubarham.com.au

The House of Golf.

Ringwood

Special thanks to our new golf specialty store **The House of Golf.** who joined as a Sunday Leave Pass Social club sponsor at the end of 2018. We look forward to a good working relationship with them. As part of the 2019 fixture, we hope to be running a couple of social nights at the **The House of Golf.** in Ringwood using the virtual golf simulators. **The House of Golf.** generously donated some great prizes for the golf trip and raffle, so please check out their website link from the SLP website and consider them for any golf purchases you make.



Special Thanks to Dale Robinson who is the longest serving sponsor for the Sunday Leave Pass Social Club. Dale runs a printing business and is offering a high-quality printing service. He will gladly do a good deal for any Sunday Leave Pass members wanting to order business cards, fliers, or any other printed material. To find out more information about what he can do for you he can be contacted on 0438147788.



Remember that any printing job ordered through **DNR print** via the social club, Dale will donate 5% of the proceeds directly back to social club which offers us the opportunity to provide better prizes for everyone and it is good to keep your business opportunities within the network if it is possible. Wood Tech, my previous company Hudson Bond and even the Super-coach (believe it or not) have used Dale's business and everyone that had done so speaks very highly of the service and work that he produces.



Sponsored by

**Advertise your
business here.**

* **Hole in one sponsorship available:** This year we are seeking a new sponsor for the hole in one prize, after 10 years of free advertising Evergreen winery tours have relinquished their commitment to the cause without ever having to give away the prize. Anyone who has a sponsorship offer please let us know and we will give you naming rights and use your branding with all SLP hole in marketing materials.

The odds of a social golfer scoring a hole in one is actually 12000 to 1 and since it took us more than 16 years and had over 20000 attempts before someone in the club was able to make a hole in one on a par 3 holes the chances of someone making another Ace seems to be near on impossible.

(In 1999, *Golf Digest* reported, "One insurance company puts a PGA Tour pro's chances at 1 in 3,756 and an amateur at 1 in 12,750.") The *Golf Digest* study even breaking the odds down by quality of play:

- Professional Tour player making an ace: 3,000 to 1
- Low handicapper making an ace: 5,000 to 1
- Average player making an ace: 12,000 to 1

GOLF TRIP CONFIRMATION STATUS

ClubBarham 3rd-5th December **Cost is \$350**

Player	Status	Paid	Player	Status	Paid
Adam Cooper	Not going		Mal Griffiths	Not going	
Andrew Clarke	Confirmed	Paid \$210	Mark Fitzpatrick	Not going	Credit \$300
Anthony Emmerson	Not going		Mark Sfiligoj	Not going	
Barry Hemsley	Confirmed	Paid \$350	Mike Harper	Confirmed	
Ben Nichol	Not going		Newell Richards	Confirmed	Paid \$350
Brendan MacIsaac	Not going	Credit \$200	Peter Calyvpoulos	Confirmed	Paid \$350
Brent Douglas	Confirmed	Paid \$350	Phil Plane	Confirmed	Paid \$350
Cam Douglas	Confirmed	Paid \$350	Rick Turcinovic	Not going	Credit \$255
Cameron Ross	Confirmed	Paid \$350	Rob Underwood	Not going	Refunded
Casey Morrison	Not going		Ron Parsons	Confirmed	Paid \$350
Chris Sfiligoj	Confirmed	Paid \$350	Shane Cumming	Confirmed	Paid \$330
Chris Westhead	Confirmed	Paid \$350	Shaun Klep	Not going	
Cliff Rowe	Not going		Steve Dawson	Not going	
Colin Ewart	Confirmed	Paid \$350	Steve O'Sullivan	Confirmed	Paid \$330
Dale Robinson	Not going		Steve Powne	Confirmed	Paid \$350
David Burns	Not going	Credit \$160	Stuart Cooper	Confirmed	Paid \$350
Gerard MacIsaac	Not going		Thomas Cooper	Confirmed	
Glenn Douglas	Confirmed	Paid \$350	Tim Emmerson	Not going	
Greg Breasley	Unknown		Todd Neilson	Confirmed	Paid \$350
Greg Parsons	Not going		Tom Kellythorn	Confirmed	Paid \$350
Jamie Brunton	Confirmed	Paid \$350	Tony Grasso	Not going	
Jason Daly (HOG)	Not going		Tony Macisaac	Not going	Credit \$350
Jaxon Fitzpatrick	Not going		Warren Perrett	Not going	
John Mea	Not going		Wayne James	Confirmed	Paid \$350
Leigh MacIsaac	Not going				