



SUNDAY LEAVE PASS 2019



FINE SYSTEM

Not driving ladies tees	\$5-00
Having an air swing	\$2-00
Having 4x putts	\$2-00
Throwing a club	\$2-00
Hitting across 2x fairways	\$2-00
Shank	\$2-00
Double Hit	\$2-00
Putting ball on, back off the green	\$2-00
Three Putt Monkey (18 th Hole)	\$2-00

Any other act performed on the course which is deemed to be deserving of a fine can be put to the group for a vote after the game. **\$2-00**

Maximum pay out is **\$10-00.**

CONFIRM YOUR STATUS FOR NEXT MONTH

NEXT MONTHS ROUND IS AT YARRAMBAT GOLF COURSE ON SUNDAY 13th OCTOBER 837am.
Cost of the round will be **\$40.**

Please confirm your status for Yarrambat today by clicking on the links provided or send an email or text now.
stodaydream@gmail.com or 0435003766

To notify us of your status click on one of the following links [YES](#) **or** [NO](#) **or email direct to**
stodaydream@gmail.com

We will not prioritize old members over new members. Old members know the ropes and should be able to confirm their status by sending a reply ASAP to ensure a spot is saved for them. We have quite a few new members who are committing early and regularly, so be warned to get in early if you want to get a tee time. This month we were lucky to be able to create a 10th group or else 2 players would have missed the chance to play and they would have been the last guys to RSVP.

The monthly prize was sponsored by

The House of Golf.

Ringwood

Special thanks to our new golf specialty store **The House of Golf.** who joined as a Sunday Leave Pass Social club sponsor since the end of 2018. As part of the 2019 fixture we hope to be running a couple of social nights at the **The House of Golf.** in Ringwood using the virtual golf simulators. **The House of Golf.** generously donated some \$25 vouchers for the golf winners of each month, so please check out their website link from the SLP website and consider them for any golf purchases you make.

GOLF TRIP 2019

Howlong Golf Club



Please Note: We have booked the golf trip this year and we will be going to Howlong Golf course this year. The date of the golf trip will be **Friday 29th NOVEMBER to Sunday 1st DECEMBER 2019. The Cost is \$330.00**. We have booked for 30 players (3 people per room).
Please Note: We are now collecting balance of payments



SUNDAY LEAVE PASS 2019

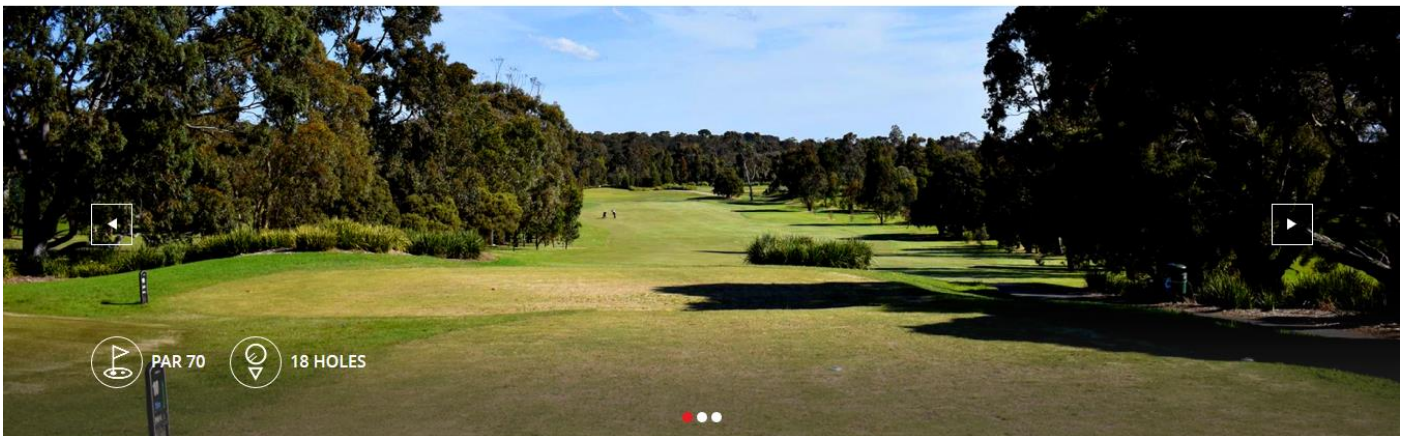
Congratulations to Phil Plane who became a grandfather for the first-time last week.
Congratulations also to Big Mick whose niece also had a baby on Sunday.


Sunday 22nd September.

Golf Courses > VIC > Ringwood Golf Club

RINGWOOD GOLF CLUB

★★★★☆ (1)





Ringwood started with 38 contenders however there could only be one, winner. That winner as it turns out was Anthony Emmerson who was pleased to secure his second Sunday Leave Pass monthly title from just 5 starts with the group and his 2nd in a row. Very few players can go back to back, especially this year when the curse of the monthly winner has continuously seen the previous monthly title winner fall from the podium and finish at the back end of the field.

JAN	Gardiners Run -Wayne James 84 Nett 69 Rank 1 st	FEB	Gardiners Run -Wayne James 94 Nett 80 Rank 12/26
FEB	Warburton- Brendan MacIsaac 105 Nett 67 Rank 1st	MAR	Centenary Park- Brendan Mac 134 Nett 97 Rank Last
MAR	Centenary Park – Stuart Cooper 88 Nett 73 Rank 1st	APR	Dorset – Stuart Cooper 97 Nett 83 Rank Last
APR	Dorset - Mark Fitzpatrick 86 Nett 65 Rank 1st	MAY	Devil Bend - Mark Fitzpatrick 117 Nett 95 Rank 29/32
MAY	Devil Bend – Brent Douglas 105 Nett 75 Rank 1 st	JUN	Devil Bend – Brent Douglas 87 Nett 73 Rank 19/34
JUN	Spring Park – Tony Grasso 82 Nett 61 Rank 1 st	JUN	Bayviews – Tony Grasso 104 Nett 85 Rank 22/25
JUN	Bayviews – Mick Harper 76 Nett 68 Rank 1 st	JUL	Eynesbury – Mick Harper 88 Nett 81 Rank 5/27
JUL	Eynesbury – Anthony Emmerson 112 Nett 79 Rank 1st	SEP	Ringwood – Anthony Emmerson 87 Nett 63 Rank 1st
AUG	Werribee Park – Tom Kellythorn 90 Nett 70 Rank 1st	SEP	Ringwood– Tom Kellythorn 102 Nett 82 Rank 29/38

Knowing the statistical history of the winners title curse, Egg was very pleased to walk back into the car park feeling in control of his game especially since he admits his title at Eynesbury was a shallow one and it was more a Steve Bradbury style victory than a measure of his skills. Prior to finding out he had ben gifted the win Egg claimed his round at Eynesbury was his worst score ever, so it came as a real shock to see his name at the top of the leaderboard. Sometimes the Callaway handicapping system can work in a golfers favor, whereas at a round like Ringwood when the scores are good it can be very brutal, although it should be said that Jaxon Fitzpatrick can count his lucky stars that the handicap he was given was 41 and that alone kept him out of the pink vest.



This month it was all different. Egg played a brilliant round of golf. 6 pars and a birdie was a very good return from Anthony and his reward was not just the monthly title but also a 12-skin haul as well. Egg made a par on the most difficult hole on the golf course and with 2 shots from his handicap allocated on the 14th hole he was able to claim the spoils of the last 13 holes being jackpotted.

Things will become a whole lot tougher now for Anthony as his handicap has been slashed from 24.3 to 21.5 and once he crosses over to the slope handicapping system after the next round, he will suddenly be down to a handicap of around 16.

Ringwood always draws a crowd, the prospect of a cheap round on an easy course and minimal travel distance is incentive enough for those closet members to come out of the woodwork and post a score. With 38 players in the field it was a tough ask to finish in the high rankings. A very good score was required and still no certainty of whether it would be enough to put you at the high end of the points allocations. Anthony Emmerson was 7 better than par to claim his victory. Mark Fitzpatrick was unlucky to finish in second place after beating his handicap by 5 strokes. In fact, the points rundown cut off was a score of Nett 74, whereas previously this year we have even seen scores in the high 70's and low 80's being enough to finish within the top 14 places.

Cam Ross was able to put his woes from Werribee park behind him and he dominated his home course. Cam broke the illusive 100 barrier for just the second time in his SLP career and his score of 97, Nett 71 saw him finish in 6th place. The field was very tightly packed and many of the place rankings came down to a countback. In many cases it was often that one bad hole which relegated a player dramatically back down the leaderboard.

Andrew Clarke was having the round of his life. He went through holes five to hole eleven at one under par, featuring two birdies, 3 pars and just one bogey. Clarke had the ball on a string and could do little wrong, he even managed to almost drive the green on the 9th hole despite hitting his ball into a gum tree. The ball deflected off the leaves and still managed to roll up to within four meters of the front edge of the green. Andrew was all but in the winner's circle, however he choked and dropped 8 shots in the last 4 holes finishing quadruple bogey, bogey, bogey, double bogey. Andrews quadruple bogey could have also been even worse as his bunker shot on the 15th hole came out of the sand like a big Mick driver, the ball was smoked and headed for the fence on Canterbury Road and it most likely would have been lost forever had it not hit a tree trunk and dropped inside the boundary fence.

Ben Nichol also managed to use the local flora to slow the momentum of his golf ball. There was little doubt of the impact zone for his drive on the 11th hole which caused more environmental damage to the tree that it hit than it had suffered in the industrial revolution and climate change combined.



With 38 players making 3646 swats at the golf ball there is always going to be some interesting outcomes and stories to tell. Rob Underwood didn't want to wait too long into the round before he secured his spot in the blurb, so he achieved the impossible feat of hitting his very first tee shot into the wheel rim of the golf buggy which was parked beside him.

Undy's day started with a shank which dribbled at a 90-degree angle off the tee. His ball bounced off the path and crashed into the front wheel well of a golf buggy. After a 3-minute search his Callaway was finally located sitting in the wheel rim of the cart. It was suggested that if Undy's drove the cart down the fairway with the ball where it was, he could possibly avoid the fine for not hitting past the ladies tees and perhaps even drive the cart to the end of the fairway, do a full lock power slide and potentially drop the ball onto the green.



Stu Coops actually managed to hit a couple of straight drives, he nearly legitimately drove the green on the 7th hole, he knocked his hybrid into the middle of the putting surface on the 9th hole and then backed it up with a long straight one on the 10th hole which gave him his 3rd chance to make an eagle. Obviously, the putting attempts were to no avail and the Eagles nest was left to jackpot till next month

Mick Harper had a chance to make another eagle this month with a couple of good shots up the hill on the Par 5, thirteenth hole. Mick made an easy two putt birdie and claims he could have holed the eagle putt however he thought it would not be fair to everyone else to win the eagles nest again, especially given that he had just won the stash of 30 golf balls for his eagle at Werribee Park.

The 13th hole delivered what was probably an even greater achievement than an eagle. It was the scene of a feat which was almost as miraculous as Tony MacIsaac winning a monthly title in 2017. The 13th hole will go down in folklore as the hole that delivered the impossible. So, what happened on the 13th hole which was so significant I hear you ask?

Well, after 118 attempts Barry Hemsley finally managed to get onto the green on a par 5 hole in regulation. Woo Hoo. Barry smoked a 200-meter drive down the middle of the fairway, caressed a 3 wood to within 50 meters of the green and all that was left between him and a momentous memory was an easy 9 iron onto any part of the enormous putting surface. Never has any players knees knocked so nervously as Barry's did on Sunday. As he stared down over the ball he looked a physical/ nervous wreck. Barry had to walk away from his set up and re address the ball 3 times before he felt comfortable enough to make a stroke. 14 practice swings and five minutes later he finally hit the ball. It was a glorious shot, the divot started 10 cm behind the ball, the mud flew thick and fast, but fortunately so did the ball. Well actually the ball never flew, it more like rolled along the ground from start to finish. Initially it looked as though the shot was going to miss to the right of the green or skid through the back from the force generated by the bladed 9iron, but the gods were smiling or looking down and saying, surely we have to let him get it on in regulation this time, as it rolled closer to the hole, the ball deviated from right to left following the curvature of the land and the excess momentum was decelerated by the gravitational forces of the steep slope leading into the green. Incredibly the ball came to rest inside the putting boundaries. Barry then went on to two putt to make a rare par on the par 5 hole. 5 pars on the long holes from 38 rounds compared to 18 Newell's (score of 10 or more.)

The shock or excitement was all too much for Barry to deal with and he crumbled into a blithering mess, he had a Newell on the very next hole and didn't score better than a triple bogey for the rest of the round. Barry was in a title winning position however

like the Tasmanian cricket team against Victoria in the shield final he managed to choke and lose the unlosable. But he did finally hit a Par 5 green in regulation. So he still went him with a smile on his face.

SIXTEEN BALLS OF MADNESS

HOW TASMANIA COLLAPSED FROM 172-4



0	W	1	0	1wd	1	6	W	W	0
1	1	W	0	W	1	W			

5 Holes of Madness

How Barry Hemsley collapsed from top 10 to 32nd



5,5,6,7,4,5,	Newell
10,7,6,7,7	Triple Bogey
	Triple Bogey
	Triple Bogey
	Triple Bogey

David Burns was never in the hunt for the monthly title. Burnsie found it a tough day, which started badly and only got worse from there. Burnsie managed to rack up one of the ten Newell's achieved on the day, Burnsie's score of ten, was primarily built around the fact that it took him 4 shots to move his golf ball past the lady's tees. A shank and a couple of miss hits and he was still yet to pass the red markers.

Col Ewart had multiple Newell's (score of 10 or more) including a 12 on the par 3 twelfth hole. Now that would be a story worth telling. Greg Breasley made a Newell on the 2nd hole, John Mea, Barry, Jaxon, Phil Plane, Greg Parsons and Ben Nichol were the others players who all faced with the dilemma of writing a Newell on their score cards. Interestingly, Newell the man himself had a Newell free round, and the Newell specialist (Brendan MacIsaac) also somehow managed to negotiate the entire 18 holes without scoring double figures on a hole. Brendan was rewarded for his effort and finished at the top end of the points run down.

Putting was a talking point, or for some players a part not worth mentioning. Burnsie and Barry both had rare 5putt greens, Greg Breasley reacquainted himself with the fine master with multiple 4 putts, as did Cam Ross who squandered some easy shots by his failings with the flat stick. Greg Parsons and Brendan Mac had their token 4 putt green as did slinky and both of the Fitzpatrick boys.

On the other end of the spectrum there were plenty of highs with the putter too. Incredibly there were 8 chip-ins or putts holed from off the green. Andrew Clarke chipped in for Birdie on the par 3 fifth hole robbing Newell of winning a couple of skins from his brilliant shot to win the NTP on the same hole. SOS and Mal Griffiths both made a birdies on the fourth hole without needing to pull the flat stick out of the golf bag. Gerard was never in contention for the nearest to pin prize on the 12th hole after a poor tee shot however he managed to sink his chip from off the green to make a very lucky birdie, two. Ben Nichol salvaged a seven on the 14th hole via a none putt. Warren Perrett, Cam Ross and Greg Breasley all managed to reduce their putting statistics by holing a shot from off the putting surface.

There is no surprise to hear that the guys who had a zero-putt green, featured highly in the putting rankings. Gerard and Andrew Clarke had the best putting scores for the day, they were both very economical and only used the flat stick 28 times. Both guys had 7 one putts, a chip in and a solitary 3putt during their rounds. Barry Hemsley was the worst putter on the day. Barry had a total of 45 putts. Interestingly even if he only reduced his putting score to 36, he would have finished in 10th place.

No round of golf would be complete without some difficult lies, and Sunday was no different. As previously stated, Rob Underwood can uncategorically claim to have had the most unusual lie on the golf course although there were a few others who would be happy to plead their case. Shane Cummings and Mick Harper both managed to bury their balls in the bunker leaving a very tough shot to try to extricate it. That's the problem with being a big hitter, when the ball travels a long distance it will land with great force, and if the landing zone is a bunker the result can easily be a poached egg lie, as it was in these instances.



Micks Ball poached egg in the bunker.



Shane Cummings lie in the bunker on the 11th hole

Cam Douglas had no fear of a plugged lie from his drive on the 14th hole because his ball never touched the ground. Cams ball settled into the fork of a tee tree; however, Cam was undeterred, and he still managed to climb 3 meters off the ground and knock the ball back into play with a reversed grip 7 iron over headed bunt shot.














Of all the things that can possibly go wrong on the golf course, probably the worst-case scenario would be to blade your ball out of the bunker and hit it out of bounds and into the car park where it hits and dints a car. Especially when the owner of the car and 37 of his closest mates are standing at the car park watching as it happens. Imagine the stress levels from the poor bloke who played out this exact scene on the 16th hole. To his credit the guy did come running over to apologize and was willing to take responsibility for his actions, however he was a nervous wreck and his scores for the next few holes took a rapid decline.



Ronnie Parsons did well again this month ticking off a few more names from the IOU list. As the reigning champion Ron has the power to tap any member on the shoulder and ask them to buy him a beer. Ronnie retains this privilege up to the end of the Morack round and then the illustrious Blue Jacket will be up for grabs again on the golf trip when the winners of each monthly title play off for the Champion of Champions crown. As it looks to date, there will be quite a small field in the competition as many of the monthly title victories have been claimed by people who are not going on the golf trip. There are still 3 places left to be filled yet so hopefully a few more of those will be won by players attending the golf trip or maybe preferably not.

So far, the play off will be a competition between. (January) Wayne James (February) Brendan MacIsaac (March) Stuart Cooper (April) Mark Fitzpatrick (May) ~~Brent Douglas Not going on golf trip~~ (June) ~~Tony Grasso Not going on golf trip~~ (June) Mick Harper (July) ~~Anthony Emmerson Not going on golf trip~~ (August) Tom Kellythorn (September) ~~Anthony Emmerson Not going on golf trip~~. With a few months left to play out yet it will be interesting to see who takes over from Ronnie Parsons who is doing a great job of cashing in on the title and free beers.

Name	Rounds	Name
Jamie Brunton		Wayne James 
Chris Stligoj		Mick Harper
Greg Parsons 		Leigh MacIsaac
Andrew Clarke		Todd Neilson
John Mea		Newell Richards 
Brendan MacIsaac 		Ben Nichol
Brendan Seagrave		Tom Thorn
Steve Powne 		Gerard MacIsaac 
Glenn Douglas		Shane Cumming
Dale Robinson		Mark Stligoj 
Damien Vanterpool		Barry Hemsley
Warren Perrett		Steve Osullivan 
		Mal Griffiths
Robert Underwood 		Tony MacIsaac
Mark Fitzpatrick		Stuart Cooper 
Greg Breasley		Cliff Rowe
David Burns		Colin Ewart 
Nathan Griffiths		Cameron Ross
Steve Hoffman		Phil Plane
Geoff Cooper		Rick Turcinovic
Nick Fritsch		Tony Grasso



This month the Beer Wench title was claimed by Colin Ewart who struggled to get the ball in the hole. Colin shot 122 Nett 94 and was a clear winner of the beer wench status. Incase you were wondering whether you have had a last place finish during your time with Sunday Leave Pass Social Club we have gone back through the archives and created a new page on the Sunday Leave Pass Website. It is called the Beer Wench wall of shame. Why not click on the link and see how many times you have finished in the unenviable position of last place.

<https://www.sundayleavepass.com/beer-wench-wall-of-shame/>



Congratulations to the September winner. Anthony Emmerson proved he is more accomplished with the bent metal sticks than he has let on, thus far. Egg posted his lowest career round score (87) which was 11 strokes better than his current 18-hole score average which sits at 98 strokes. Egg has accrued 41 points in 4 rounds and would have been a strong candidate for the season's points championship had he played every round this year or if he had been going on the golf trip.

Mark Fitzpatrick has proved that he is the short easy course specialist. Fitzzy doesn't like to venture to far from his palace in Blackburn on a Sunday morning, and when he does, he likes to know he is playing on one of the easy courses where he can score well. The plan worked this month, just as it did at Dorset a couple of months ago. Mark finished in second place and added another 14 championship points onto his points tally.

Cam Douglas put together a display of golf expertise where his fellow family members fell short. Cam finished the day with a sub 100 round and with his day finishing with a 69 he was left licking his lips and with a smile on his face.

Results for Ringwood were as follows:

Ranking	1	2	3	4	5	6	7	8	9
Player	Anthony Emmerson	Mark Fitzpatrick	Cam Douglas	Gerard MacIsaac	Brendan MacIsaac	Cam Ross	Tony MacIsaac	Andrew Clarke	Adam Cooper
Score	87	87	97	81	107	97	101	85	96
Handicap	24	22	28	11	37	26	30	14	24
Nett Score	63	65	69	70	70	71	71	71	72
Points	15	14	13	12	11	10	9	8	7

Ranking	10	11	12	13	14	15	16	17	18
Player	Ron Parsons	Todd Neilson	Jason Mladenis	Newell Richards	Mike Harper	Steve Powne	Stuart Cooper	Rick Turcinovic	Brent Douglas
Score	100	92	87	96	82	98	90	107	95
Handicap	27	19	Callaway 14	23	8	24	15	32	20
Nett Score	73	73	73	73	74	74	75	75	75
Points	6	5	4	3	2	1	1	1	1

19	20	21	22	23	24	25	26	27	28
David Burns	Tony Grasso	Warren Perrett	Wayne James	Mal Griffiths	Phil Plane	Leigh MacIsaac	Steve O'Sullivan	Ben Nichols	Jaxon Fitzpatrick
102	96	99	92	94	108	91	88	103	122
26	20	23	15	17	30	13	10	23	Callaway 41
76	76	76	77	77	78	78	78	80	81
1	1	1	1	1	1	1	1	1	1

Ranking	29	30	31	32	33	34	35	36	37
Player	Tom Kellythorn	Glenn Douglas	Greg Parsons	Barry Hemsley	Shane Cumming	John Mea	Greg Breasley	Cliff Rowe	Colin Ewart
Score	102	97	113	111	94	110	119	98	122
Handicap	20	15	31	29	10	25	33	12	28
Nett Score	82	82	82	82	84	85	86	86	94
Points	1	1	1	1	1	1	1	1	1

Nearest to the pin prizes were won by:

3rd Hole Wayne James
 5th Hole Newell Richards
 8th Hole Rob Underwood
 12th Hole Newell Richards
 16th Hole Todd Neilson

Longest Drive Shane Cumming
 NTP 2nd Shot 7th Hole Tony Grasso

Reminder

The ball must be clearly on the CUT surface of the green or fairway to win NTP or longest drive. If it is not on the fairway it doesn't count.

Each player won 1 ball each.

Golf Balls are owed to the following people:

Anthony Emmerson \$25 House of golf voucher for Winner Ringwood

Jamie Brunton x1 NTP 3rd Hole Werribee Park

For those players not familiar with the scoring process, listed below is the format we use in Sunday Leave Pass competitions.

Once all the players are ranked then the Seasons Championship points are allocated according to the position in the field.

The player in 1st place gets 15 points, 2nd place 14 points, 3rd place 13 points, etc. etc. Any player who completes the round however finishes ranked outside the top 14 and is placed between 15th spot to BeerWench then they are all allocated 1 championship point for attending.

For the benefit of the newcomers or the uneducated we thought it would be a good opportunity to go through the player rankings and point scoring system again.

Sunday Leave Pass competitions are run using Stroke, so you need to count every shot that you play, and you need to finish every hole. Each players Nett total score is then calculated by deducting the players handicap from the Gross score. If a player doesn't have an official Sunday Leave Pass handicap, then a temporary played to handicap is allocated on the day using the Callaway handicapping system. Once the players Nett score is calculated they are ranked from lowest score to highest score. (BeerWench) Where more than one player has the same Nett Score (such as in the example below the place allocations are decided based on a countback system.

The count back system is formulated as the following. *Total number of stableford points scored on the back nine holes.

*In the event that both players have the same stableford score on the back nine it then reverts to the number of stableford points scored on the eighteenth hole. If this is the same then it goes to the 17th hole, sixteenth hole, fifteenth hole until a player has a better hole and therefore has a higher stableford score than the other.

Mick Harper	Mark Sfiligoj
Stableford	Stableford
+3	+3
+1	+1
+1	+3
+3	+1
+2	+3
+3	+0
+2	+3
+3	+1
+1	+3
+2	+2
Mick Harper	Mark Sfiligoj
+19	+20
+18	+17
+37	+37

In this instance from Dorset both Mick and Supercoach had Nett 66 after their handicap was deducted from the Gross Scores. So, we go back to a countback.

In this example Mick wins and gets the higher place finish. Mick had 18 points on the back nine compared to Fil who could only conjure up 17 stableford points on the back nine and was therefore relegated down a place.

If in the event that the countback then identifies that both players have had the same stableford points score on the back nine then we go back to the individual holes starting from the 18th hole and compare results until a player had a standout result. In the example shown on the right from both Rick and Barry at Dorset, each of them had 18 Stableford points. Since Barry had a bogey for 2 points whereas poor Rick only had a score of 6 for 1 points on the 18th hole therefore Barry wins the countback and Rick is relegated back to a lower place ranking. If both scores are equal then we go back to the 17th hole, then the 16th, etc etc.

PLEASE NOTE THAT THE COUNT BACK IS ON HOLES 10-18 irrespective of whether it is a two-tee start, a normal hit off from the first hole or as in the case of Warburton or Devils Bend where we hit off the 10th hole and the 1st hole. It is always the 10th to 18th holes and if one person starts on the 10th hole and the other hits off the first hole then it still remains exactly the same formula.

Rick Turcinovic	Barry Hemsley
Stableford	Stableford
+2	+1
+4	+2
+3	+0
+3	+3
+1	+1
+1	+3
+2	+1
+0	+3
+3	+3
+1	+2
Rick	Barry
+18	+18
+18	+18
+36	+36

The player with the most points at the end of the year is crowned the Points champion irrespective of how many rounds a person has played. If one person plays 13 rounds for the year and the person in 2nd place has only played 10 rounds but is close to the same score, then that is bad luck to the person in 2nd place. All players are invited to play the entire fixture. We reward participation rather than perfection and performance so if you play more often you will end up with more points.

Place Standings for 2019:

Name	Total	Played	Rank	Name	Total	Played	Rank
Mick Harper	80	9	1	Newell Richards	27	9	25
Steve Osullivan	71	10	2	Andrew Clarke	24	5	26
Tom Thorn	67	10	3	Matt Robinson	23	7	27
Stuart Cooper	65	10	4	Phil Plane	22	7	28
Todd Neilson	62	9	5	Colin Ewart	20	8	29
Gerard MacIsaac	54	7	6	Mal Griffiths	17	8	30
Barry Hemsley	54	10	6	Robert Underwood	17	2	30
Cam Douglas	52	6	8	Mark Sfiligoj	14	5	32
Steve Powne	48	8	9	Jamie Brunton	14	3	32
Wayne James	47	10	10	Chris Sfiligoj	14	6	32
Anthony Emmerson	41	4	11	Matt Oakley	13	1	35
Tony Grasso	41	7	11	Adam Cooper	10	3	36
Dale Robinson	37	8	13	Jason Mladenis	8	3	37
Cliff Rowe	36	7	14	David Burns	6	2	38
Shane Cumming	34	6	15	Warren Perrett	5	5	39
Rick Turcinovic	34	8	15	Jason (House of Golf)	5	1	39
Brendan MacIsaac	34	10	15	John Mea	4	4	41
Tony MacIsaac	31	9	18	Greg Parsons	3	3	42
Mark Fitzpatrick	30	3	19	Ben Nichol	3	3	42
Glenn Douglas	30	8	19	Jaxon Fitzpatrick	2	2	44
Cameron Ross	29	6	21	Greg Breasley	2	2	44
Ron Parsons	29	7	21	Geoff Cooper	2	1	44
Leigh MacIsaac	29	10	21	Carl Schwarz	1	1	47
Brent Douglas	29	6	21				

Who would have ever thought we would see Big Micks name on the top of the leaderboard? Could it be possible that 2019 might end up being his year. After 6 Bridesmaid finishes since 2010 the miracle might just come true. Watch this space with interest because the story will unfold over the next few months. Will the Big Fella choke? Only time will tell.

Just a reminder that for every round you play you are awarded a raffle ticket to go towards the end of year raffle, then extra tickets are issued if you wear the official club shirt plus extra tickets can also be won by winning a hole in the monthly skin's competition.

“SKINS” were distributed to those players good enough to win a hole outright. If more than 1 player got the lowest score on a hole it is Jackpotted until an outright winner occurs.

1	Jackpot
2	Ben Nichol
3	Jackpot
4	Jackpot
5	Jackpot
6	Jackpot
7	Jackpot
8	Jackpot
9	Jackpot
10	Jackpot
11	Jackpot
12	Jackpot
13	Jackpot
14	Anthony Emmerson
15	David Burns
16	Cam Douglas
17	Jackpot
18	Jackpot

Number of skins won

Anthony Emerson	x12
Ben Nichol	x2
David Burns	x1
Cam Douglas	x1

HANDICAPS

The changes to player's handicaps are as follows:

BOLD RED NUMBERS- refer to players whose handicap has gone out

BOLD GREEN NUMBERS- refer to players whose handicap has come in

BOLD BLACK NUMBERS- refer to players whose handicap has remained unchanged

NON-BOLD NUMBERS- refer to players who didn't play this month, so handicap has not changed

Player:	New Handicap	Was		Player:	New Handicap	Was
Adam Cooper	23.9	23.9		Leigh MacIsaac	13.4	13.4
Andrew Clarke	13.8	13.8		Mal Griffiths	16.6	16.6
Anthony Emmerson	21.5	24.3		Mark Fitzpatrick	20.3	21.6
Barry Hemsley	29.4	29.4		Mark Sfiligoj	17.5	17.5
Ben Nichol	23.5	23.4		Matt Robinson	32.5	32.5
Brendan MacIsaac	36.3	36.3		Mick Harper	8.2	8.0
Brent Douglas	19.5	19.5		Newell Richards	23.0	23.3
Cam Douglas	26.1	26.4		Phil Plane	29.7	29.6
Cam Ross	26.1	26.4		Rick Turcinovic	31.5	31.5
Chris Sfiligoj	21.8	21.8		Rob Underwood	35.3	35.3
Cliff Rowe	12.3	12.3		Ron Parsons	26.8	27.2
Colin Ewart	28.4	28.4		Shane Cummings	9.8	9.8
Dale Robinson	16.7	16.7		Steve O'Sullivan	10.3	10.3
David Burns	25.8	25.8		Steve Powne	23.8	24.1
Geoff Cooper	28.8	28.8		Stuart Cooper	14.9	14.7
Gerard MacIsaac	10.4	10.6		Todd Neilsen	18.7	18.8
Glenn Douglas	15.3	14.6		Tom Kellythorn	19.7	19.5
Greg Breasley	33.7	33.0		Tony Grasso	20.8	19.7
Greg Parsons	30.5	30.5		Tony MacIsaac	29.6	30.3
Jamie Brunton	25.5	25.5		Warren Perrett	21.3	23.2
Jason Mladenis	15.6	New H/Cap		Wayne James	15.5	15.3
John Mea	25.2	24.7				

As a new member of the Social Club the Callaway Handicapping system is used to give the player a daily played to handicap for the first couple of rounds. Once they have played 3 rounds, they are given a temporary club handicap using the original AGU handicapping system. After 5 rounds they are then switched across to the current slope handicapping system.

The handicapper has taken to many golfers this month, slashing the handicaps of those who deserved it. Still many players received a bit of a bonus as the 2019 season quickly draws to a close.

For those people interested in the mechanics of the handicapping system it can be best explained as the following.

How to calculate a GA Handicap

To calculate a player's GA Handicap:

- you must firstly identify the player's most recent 20 scores,
- you then determine the 'Played To' value for each of these scores,
- you average the best 8 'Played To' values,
- and finally you multiply this average by 0.93. The resultant figure (to one decimal place) is the player's GA Handicap.

* If a player's handicap record contains a lesser number than 20 scores, the number of scores used to calculate the player's handicap is as listed in the table below.

* There is no requirement for a player's most recent 20 scores to have been returned within a specific timeframe. For example, the most recent 20 scores may span a period of three years or they may span a period of three months.

* Once a player's handicap record contains 20 scores, the next score they return will result in the oldest of the existing 20 scores being removed (to be replaced by the new score).

Full Technical Procedure for Calculating a GA Handicap

STEP 1 – Use the table below to determine the number of scores to be included in the GA Handicap calculation:

Number of Scores in Player's Handicap Record Scores to be Used in the Calculation

5 to 6	Best/Lowest 1
7 or 8	Best/Lowest 2
9 or 10	Best/Lowest 3
11 or 12	Best/Lowest 4
13 or 14	Best/Lowest 5
15 or 16	Best/Lowest 6
17 or 18	Best/Lowest 7
19 or 20	Best/Lowest 8

Note: When the handicap record contains more than 20 scores, the GA Handicap calculation uses the best 8 of the player's most recent 20 scores.

PLAYER	Course Name	Adjusted	Course P	Course R	Slope Rat	Score Differential	Equitable Stroke Control				
Warren Perrett	18.6						7				
							Handicap Index				
							18.6				
1	Dorset	96	69	72.2	113	27					
2	Warburton	109	69	72.2	113	40					
3	Gardiners Run	108	72	72.2	113	36					
4	Morack	107	70	72.2	113	37					
5	Ringwood	111	70	72.2	113	40	Average	5	20	# Rounds	2
6	Werrabee Park	110	72	72.2	113	38	Rounds E	Differential	Rounds	Average Differential	
7	Beacon Hills - Hills 20	106	71	72.2	113	35	5	1 lowest	1	13	
8	Dorset	82	69	72.2	113	13	6	1 lowest	1	13	
9				72.2	113		7	2 lowest	2	20	
10				72.2	113		8	2 lowest	2	20	
11				72.2	113		9	3 lowest	3	25	
12				72.2	113		10	3 lowest	3	25	
13				72.2	113		11	4 lowest	4	27.75	
14				72.2	113		12	4 lowest	4	27.75	
15				72.2	113		13	5 lowest	5	29.6	
16				72.2	113		14	5 lowest	5	29.6	
17				72.2	113		15	6 lowest	6	31	
18				72.2	113		16	6 lowest	6	31	
19				72.2	113		17	7 lowest	7	32.2857	
20				72.2	113		18	7 lowest	7	32.2857	
	No# of rounds	8					19	8 lowest	8	33.25	
	Course Ratings & Slope Look-up:						20	8 lowest	8	#NUM!	
	http://www.usga.org/playing/handicaps/course_ratings/course_rating_lookup.asp						20+	10 lowest			

Take Warren Perrett for Instance. He has now played 8 rounds with the club and his Best round was 13 over par and his next best round once again at Dorset is 27 over par or better described as a combined score differential of 40. When this value is divided by 2 and is then multiplied by 0.93 his official handicap is 18.6 which was rounded to 19.0. If he had actually played 20 rounds and the scores listed above were his best 6 scores, then his handicap would actually be 33.25. or rounded back to 33.3.

The more rounds a member plays the more reflective the handicap becomes of their skill level. Once a player has played 20 or more rounds each month the 20th round is dropped off and replaced with a new score. This is the point where a score inside the top 8 might drop off and be replaced by a higher score meaning the handicap goes up even though the player carded a decent performance.

PLEASE NOTE we have more people expressing interest than we have tee times booked. Please ensure you reply as early as possible as I cannot guarantee extra tee times. There is no priority to long term members, places are allocated on first in first served. Everyone has the opportunity to reply to correspondence sent to them to secure a place in the field.

To notify us of your status click on one of the following links

[YES](#) **or** [NO](#) **or email direct to** studaydream@gmail.com

BOOKINGS CONFIRMATION

Yarrambat, Sunday 13th October **Cost is \$40 8.37am hit off**

Player	Status	Paid	Player	Status	Paid
Adam Cooper	Unknown		John Mea	Unknown	
Andrew Clarke	Unknown		Leigh MacIsaac	Unknown	
Anthony Emmerson	Unknown		Mal Griffiths	Unknown	
Barry Hemsley	Unknown		Mark Fitzpatrick	Unknown	
Ben Nichol	Unknown		Mark Sfiligoj	Unknown	
Brendan MacIsaac	Unknown		Matt Robinson	Not Playing	
Brent Douglas	Unknown		Mick Harper	Unknown	
Cam Douglas	Unknown		Newell Richards	Confirmed	
Cam Ross	Unknown		Phil Plane	Unknown	
Chris Sfiligoj	Unknown		Rick Turcinovic	Unknown	
Cliff Rowe	Unknown		Ron Parsons	Unknown	
Colin Ewart	Unknown		Shane Cummings	Unknown	
Dale Robinson	Unknown		Steve O'Sullivan	Unknown	
David Burns	Unknown		Steve Powne	Unknown	
Geoff Cooper	Unknown		Stuart Cooper	Confirmed	
Gerard MacIsaac	Unknown		Todd Neilson	Unknown	
Glen Douglas	Unknown		Tom Thorn	Unknown	
Greg Breasley	Unknown		Tony Grasso	Unknown	
Greg Parsons	Unknown		Tony MacIsaac	Unknown	
Jamie Brunton	Unknown		Wayne James	Unknown	
Jason (House of Golf)	Unknown		Rob Underwood	Unknown	
Jason Mladenis	Unknown				

Notify us of your status click on one of the following links

[YES](#) **or** [NO](#) **or email direct to** studaydream@gmail.com

Remaining games on 2019 Fixture

Golf Course & How to get there Directions	Date	Melways Ref	Website links
<u>Yarrambat</u>	13 th October 8-37am	184 D5	<u>www.yarrambatgolf.com.au</u>
<u>Marysville</u>	27 th October 9-00am		<u>www.marysvillegolfandbowls.com.au</u>
<u>Morack</u> –includes BBQ	17 th November 9-07am	63 C5	<u>www.morackgolf.com.au</u>
<u>Howlong Golf Club</u>	29 th November -30 th December - Cost \$330		<u>www.howlonggolf.com.au</u>

A word from our sponsors

The monthly prize was sponsored by

The House of Golf.

Ringwood

Special thanks to our new golf specialty store **The House of Golf.** who joined as a Sunday Leave Pass Social club sponsor at the end of 2018. We look forward to a good working relationship with them. As part of the 2019 fixture we hope to be running a couple of social nights at the **The House of Golf.** in Ringwood using the virtual golf simulators. **The House of Golf.** generously donated some great prizes for the golf trip and raffle, so please check out their website link from the SLP website and consider them for any golf purchases you make.



Special Thanks to Dale Robinson who is the longest serving sponsor for the Sunday Leave Pass Social Club. Dale runs a printing business and is offering a high quality printing service. He will gladly do a good deal for any Sunday Leave Pass members wanting to order business cards, fliers or any other printed material. To find out more information about what he can do for you he can be contacted on 0438147788.



Remember that any printing job ordered through **DNR print** via the social club, Dale will donate 5% of the proceeds directly back to social club which offers us the opportunity to provide better prizes for everyone and it is good to keep your business opportunities within the network if it is possible. Wood Tech, my previous company Hudson Bond and even the Super-coach (believe it or not) have actually used Dale's business and everyone that had done so speaks very highly of the service and work that he produces.



Evergreen Winery Tours



Yarra Ranges Wine Regions

Sponsored by

For those who were not aware of the "hole in one prize", any player who scores a hole in one or an Albatross during a Sunday Leave Pass event will win a complimentary Chauffeur Driven Winery Tour for 2x people through the Yarra Valley, courtesy of Evergreen Winery Tours. So, start aiming at the hole we want to give it away this

year there was a few close calls over the years, but we are still yet to achieve the perfect shot despite more than 12000 attempts since 2004.

(In 1999, *Golf Digest* reported, "One insurance company puts a PGA Tour pro's chances at 1 in 3,756 and an amateur at 1 in 12,750.") The *Golf Digest* study even breaking the odds down by quality of play:

- Professional Tour player making an ace: 3,000 to 1
- Low handicapper making an ace: 5,000 to 1
- Average player making an ace: 12,000 to 1

Based on this information we are due any time so make sure you turn up to play as it may just be you that claims the ultimate prize.

[Back to top](#)

[Back to top](#)