



SUNDAY LEAVE PASS 2023



Sponsors of the SLP Social Club



Special thanks to our new hole in one sponsors. Apparently, they saw the odds of anyone making an ace and were more than happy to put some \$\$\$\$ up for grabs.

\$700

FINE SYSTEM

- Not driving lady's tees **\$5-00**
- Having an air swing **\$2-00**
- Having 4x putts **\$2-00**
- Throwing a club **\$2-00**
- Hitting across 2x fairways **\$2-00**
- Shank **\$2-00**
- Double Hit **\$2-00**
- Putting ball on, back off the green **\$2-00**
- Three Putt Monkey (18th Hole) **\$2-00**

Any other act performed on the course which is deemed to be deserving of a fine can be put to the group for a vote after the game. **\$2-00** Maximum pay



FINE JAR 2023 \$1649.61



Rank	Points	Player
8.6189		Greg Parsons
7.252776471		Thomas Cooper
7.197476923		Tony MacIsaac
6.501655556		Stuart Cooper
6.4254		Phil Plane
6.1112		Jayden Orger
5.966661538		Wayne James
5.7610875		Rick Turcinovic
5.30724		Peter McArthur
4.603973333		Steve Dawson
4.0485625		Mick Harper
3.649		Ron Parsons
3.0659		Chris Westhead
3.049933333		Colin Ewart
2.928185714		Tom Thorn
2.654014286		Barry Hemsley
2.497928571		Steve Osullivan
2.468985714		Steve Powne



Player Rank	Points value
1st	45
2nd	37
3rd	32
4th	27
5th	24
6th	21
7th	20
8th	19
9th	18
10th	17
11th	16
12th	15
13th	14
14th	13
15th	12
16th to 30th	11
31st to 34th	10
35th to 38th	9
39th to 43rd	8

TODDS CHAMPION OF CHAMPIONS HIT LIST.

Player Name	Rounds	Player Name	Rounds	Player Name	Rounds
Acam Cooper	1	Grant Kelly	1	Ron Parsons	Paid
Andrew Clarke	7	Greg Parsons	Paid	Shane Cumming	Paid
Anthony Emmerson	7	Greg Spence	2	Shaun Klep	
Barry Hemsley	10	Jake Schmidt	7	Simon Galloway	Paid
Ben Nichol	8	Jamie Brunton	Paid	Steve Dawson	12
Brent Douglas	5	Jaxon Fitzpatrick	9	Steve Osullivan	Paid
Cam Douglas	4	Jayden Orger	6	Steve Powne	11
Cameron Ross	3	Leigh MacIsaac	2	Stuart Cooper	13
Chris Sfiligoj	7	Mark Fitzpatrick	Paid	Thomas Cooper	9
Chris Westhead	9	Mark Sfiligoj	7	Tim Emmerson	5
Colin Ewart	8	Nick Harper	Paid	Todd Neilson	9
Dale Robinson	Paid	Newell Richards	8	Tom Harold	1
David Burns	4	Peter Calyvpoulos	5	Tom Thorn	Paid
David Page	1	Peter Harold	1	Tony MacIsaac	5
Duan Robinson	2	Peter McArthur	6	Warren Perrett	1
Gerard MacIsaac	7	Phil Plane	11	Wayne James	Paid
Glenn Douglas	8	Rick Turcinovic	10		
Graeme Foster	2	Robert Underwood	3		

2022 Champion of Champions



Winner of the blue Jacket and all of its powers for 2023. Todd was a no show again this month so there was no changes to his hitlist.



FedEx Annual Points Award



Rank	Player	Rnds	Pts	FEDEX score	Rank	Player	Rnds	Pts	FEDEX score
1	Greg Parsons	10	1534	0.0000	26	Trevor Kershaw	2	435	-1099.0000
2	Thomas Cooper	11	1432	-102.1700	27	Brad McMahon	2	410	-1124.0000
3	Jayden Orger	10	1283	-250.7700	28	Shane Cumming	7	406	-1127.5300
4	Stuart Cooper	11	1170	-364.5000	29	Tom Thorn	7	404	-1130.4700
5	Brent Douglas	9	1128	-406.0000	30	Ben Nichol	7	402	-1131.8700
6	Tony MacIsaac	9	1116	-418.4700	31	Brendan Brewster	3	402	-1132.0000
7	Rick Turcinovic	10	1072	-462.1400	32	Dale Robinson	7	384	-1150.3000
8	Wayne James	7	1000	-533.9700	33	Tom Thurecht	7	369	-1165.3700
9	Peter McArthur	10	1000	-534.0700	34	Newell Richards	7	363	-1171.3400
10	Zac Harford	6	954	-580.2000	35	Anthony Emmerson	2	349	-1185.0000
11	Jamie Brunton	6	944	-590.0000	36	Cam Douglas	1	330	-1204.0000
12	Andrew Clarke	7	854	-680.0700	37	Gerard MacIsaac	5	310	-1223.5400
13	Phil Plane	7	815	-719.3700	38	Mark Fitzpatrick	4	309	-1225.0400
14	Steve Dawson	9	797	-737.0000	39	Peter Calyopoulos	3	290	-1244.0000
15	Simon Galloway	6	778	-756.1700	40	Heath McLeod	4	285	-1248.8700
16	Ron Parsons	11	685	-849.2700	41	Graeme Foster	5	212	-1322.0000
17	Mick Harper	9	669	-865.5000	42	Jake Schmidt	3	198	-1336.0000
18	Ben Hall	2	590	-944.0000	43	David Burns	3	168	-1366.0000
19	Todd Neilson	6	583	-950.9700	44	Jaxon Fitzpatrick	3	167	-1366.7700
20	Colin Ewart	8	503	-1030.7000	45	Mark Sfiligoj	3	146	-1387.8000
21	Chris Westhead	8	503	-1031.5000	46	Adam Cooper	3	146	-1388.0000
22	Barry Hemsley	9	475	-1059.0000	47	Chris Sfiligoj	4	146	-1388.0700
23	Steve Powne	9	458	-1075.7400	48	Cameron Ross	2	132	-1402.2700
24	Steve Osullivan	8	456	-1077.8700	49	Robert Underwood	2	107	-1427.0000
25	Glenn Douglas	6	439	-1094.8700	50	Rick Smith	2	99	0.0000
26	Trevor Kershaw	2	435	-1099.0000	51	Bo Cartwright	1	60	0.0000
27	Brad McMahon	2	410	-1124.0000	52	Warren Perrett	1	37	0.0000

Ranking	Points	Major/ Golf trip	Ranking	Points	Major/ Golf trip
1	500	600	23	39	44
2	300	330	24	37	42
3	190	210	25	36	40
4	135	150	26	34	39
5	110	120	27	33	37
6	100	110	28	31	35
7	90	100	29	30	33
8	85	94	30	28	32
9	80	88	31	27	30
10	75	82	32	25	28
11	70	77	33	24	27
12	65	72	34	22	25
13	60	68	35	21	24
14	57	64	36	20	23
15	55	61	37	19	22
16	53	59	38	18	20
17	51	57	39	17	19
18	49	55	40	16	18
19	47	53	41	15	17
20	45	51	42	14	16
21	43	49	43	13	15
22	41	46	44	12	14
			45	11	12

The Fedex Cup Season started on the golf trip 2022 and runs through until the last home and away game held in November 2023. The player with the most accumulated points at the end of the year is crowned the Fedex Cup champion.

FedEx Points are allocated to every player based on their finishing position for each round and there is a higher weighted value to finishing near the top.

There are 3 majors held each season and perform-

Majors

Shepparton	December
Won by	Jayden Orger
Gardiners Run	January
Won by	Thomas Cooper
Bayviews	June
Won by	Tony MacIsaac

Results for Ringwood were as follows:

Ranking	1	2	3	4	5	6	7	8	9
Player	Rick Turcinovic	Phil Plane	Stuart Cooper	Jayden Orger	Brad McMahon	Greg Parsons	Andrew Clarke	Barry Hemsley	Chris Westhead
Score	96	93	78	84	82	95	85	96	101
Handicap	28	24	8	13	9	22	12	22	27
Nett Score	68	69	70	71	73	73	73	74	74
Points	15	14	13	12	11	10	9	8	7
Ranking	10	11	12	13	14	15	16	17	18
Player	Peter McArthur	David Burns	Jamie Brunton	Bo Cartwright	Brent Douglas	Steve Dawson	Newell Richards	Mark Sfiligoj	Anthony Emmerson
Score	86	96	94	119	87	91	95	93	89
Handicap	11	21	19	44	11	13	17	15	10
Nett Score	75	75	75	75	76	78	78	78	79
Points	6	5	4	3	2	1	1	1	1
Ranking	19	20	21	22	23	24	25	26	27
Player	Colin Ewart	Tony Macisaac	Tom Thorn	Chris Sfiligoj	Steve O'Sullivan	Ben Nichol	Mark Fitzpatrick	Adam Cooper	Steve Powne
Score	109	103	98	94	88	104	100	99	99
Handicap	28	22	16	11	5	20	15	14	14
Nett Score	81	81	82	83	83	84	85	85	85
Points	1	1	1	1	1	1	1	1	1
Ranking	28	29	30	31	32	33	34	35	36
Player	Ron Parsons	Mick Harper	Shane Cumming	Dale Robinson	Thomas Cooper	Graeme Foster			
Score	105	89	99	104	109	103			
Handicap	20	4	9	13	16	7			
Nett Score	85	85	90	91	93	96			
Points	1	1	1	1	1	1			

It is not very often a player enters a Newell on the scorecard and he still manages to win the monthly title. Usually a blowout of that magnitude is enough to open the door for other golfers. Not so this month. Incredibly Rick Turcinovic was able to recover from his 10 on the par 5 fourth hole and still finish one stroke better than his nearest rival. With 96 off the stick it was his equal career best score, having previously done it at Warburton in 2011. It was only fitting that Rick be crowned the September winner, especially since he played 16 strokes better than his SLP career average score. The Ringwood title gives Rick his 5th SLP crown and it breaks a long drought because it is his first victory in 5 years. Rick last won at Werribee Park in Aug 2018.

Phil Plane could count himself unlucky, because he too played 16 strokes better than his career statistics would have him predicted to score and his 93 off the stick was just one shot shy of equalling his PB. It would be a bitter pill to swallow knowing that his 3 putt on the 18th green not only cost him the \$2 fine for finishing in the yellow vest, but also it cost him a spot in the champion of champions play offs.

Stu Coops had the lowest gross score for the day. 78 off the stick was a competitive total however three Birdogies and a lost ball from the middle of the 10th fairway were the determining factors in him blowing probably his best chance at claiming a monthly crown and a shot at the blue jacket.

Jayden Orger was a steady performer yet again this month, he finished the Ringwood round very strongly closing with a birdie on the 17th hole and then a par on the challenging eighteenth hole giving him a total score of nett 71 (84 off the stick) which was a career best score for Jayden.

While some players were setting new records, there was plenty of others who found the goings at Ringwood, tough. Despite by classified as an easy golf course and the handicaps had been adjusted accordingly, there was a collection of golfers quivering in the corner of the car park just hoping to find a golfer who had struggled a bit more than they did. In a competition where each players handicap came in by an average 3 and a 1/2 strokes below their official handicap index there was no surprise to see many competitors coming back into the car park with scores that had blown out relative to par. Thomas Cooper was a mental wreck after has round, he went in to the Ringwood round as the defending champion and after parring the first two holes it was looking as though he was a prime candidate to go back to back. Unfortunately for Thomas the mental mind games which come with playing his cagey old man in a match play competition turned out to be his downfall. What Stu lacks in ability and flexibility he makes up for in experience and wisdom. Once the gamesmanship started Thomas did not have a hope, and his game became unravelled before he made it to the proshop.

Thomas racked a Newell on the par 3 eighth hole, which including playing his 7th shot from the tee. Internal out of bounds is always a bugbear on any golf course, and on this instance Thomas found it three times in a row. Thomas’ second Newell was also built around losing multiple balls and hitting 5 off the tee when he launched 2 balls in succession straight over the safety fence and into the lake on the 17th hole . By the time he rolled a putt into the hole on the 2nd last green, he had accrued 12 strokes giving him equal billings on the biggest Newell scored for the day. Shane Cumming also made a 12 (Newell plus 2) on the par 5 thirteenth hole.

It was the longer holes on the course which did the major damage to the scorecards. The Par 5 fourth hole was the most punishing, there were 3x Newell’s including Rick’s. Dale Robinson reached double figures on that same hole, as did Fossey who even went higher than 10. With his handicap slashed down to 7 this month the last thing Graeme wanted to produce was an 11 on the scorecard.

Bo Cartwright was quick to get into the swing of social club activities, he learnt the definition of a Newell after scoring a double digit total on the par 5 sixth hole. Bo also 3 puttred the 18th green so he was left with no alternative other than to wear the Flouro Yellow vest into the car park and pay his relevant fines for being the three putt monkey.

If you want to check out who else has made a Newell, then you can click on the link to go to the honour board on the website,

NEWELL'S		WALL OF SHAME			
Rick Turcinovic	4th Hole Par 5 (10)			Thomas Cooper	8th Hole Par 3(10)
Dale Robinson	4th Hole Par 5 (10)			Shane Cumming	13th Hole Par 5 (12)
Graeme Foster	4th Hole Par 5 (11)			Thomas Cooper	17th Hole Par 4 (12)
Bo Cartwright	6th Hole Par 5(10)				
		<div>"A Newell," is a golfing term defined as "A score of 10 or more shots on a single hole."</div>		The current Newell tally is	NEWELLS : 1717

[Newell's – Sunday Leave Pass](#)

The handicapper got busy this month. Even before we hit off we found ourselves playing off a number we are not familiar with. Ringwood is deemed an easy course and this is why there was 3 to 5 strokes taken from your handicap before you struck the first blow. Ten golfers also had downward adjustments after the round. Rick was the most severely hit. He lost 1.2 strokes as punishment for winning the round. Had he not made a Newell on the 4th hole, then the damage to the handicap would have been all the more significant.

Phil Plane was hit with the slashing stick, he came in a full stroke and will find himself teeing it up at Churchill Park golf course with a handicap index of 26.9. Stu Coops and Andrew Clarke lost 0.7 strokes this month, and the No# 1 ranked golf in the club, will be challenged even more after another 0.6 strokes were removed from his still generous handicap. Greg has come down to 25.2 and is on a collision course to go down to his lowest ever handicap which was 23 when he won the seasons points championship.

As a rule, the handicapper likes to share the strokes around. For each person who is cut back on there is usually another who is getting some back. It was a matter of keeping it in the family, with the shots removed from Greg’s handicap being allocated to Ronnie.

Graeme Foster will be pleased to know that at least his beer wench worthy performance earned him a 3.6 stroke adjustment to his handicap for when he is wearing the pink vest next month. Foss is one of those cases where a freakishly good round in his early scores is dominating his handicap anchor, and the more rounds he plays the more stable his handicap will become.

HANDICAPS

The changes to player's handicaps are as follows:

BOLD RED NUMBERS- refer to players whose handicap has gone out

BOLD BLACK NUMBERS- refer to players whose handicap has remained unchanged

BOLD GREEN NUMBERS- refer to players whose handicap has come in

NON-BOLD NUMBERS- player didn't play this month, so handicap has not changed

Player:	New Handicap	Was	H/Cap Change	Player:	New Handicap	Was	H/Cap Change
Adam Cooper	19.1	17.8	1.3	Mark Sfiligoj	18.1	18.2	-0.1
Andrew Clarke	14.6	15.3	-0.7	Mick Harper	7.6	7.6	0
Anthony Emmerson	13.9	13.7	0.2	Newell Richards	21	20.6	0.4
Barry Hemsley	25.9	26.4	-0.5	Peter Calyvpoulos	16.3	16.3	0
Ben Nichol	20.6	20.6	0	Peter McArthur	14.3	14.1	0.2
Ben Hall				Phil Plane	26.9	27.9	-1
Bo Cartwright				Rick Turcinovic	30.8	32	-1.2
Brendan Brewster				Ron Parsons	24.7	24	0.7
Brent Douglas	14.8	14.8	0	Shane Cumming	12	12	0
Cam Douglas	22.1	22.1	0	Simon Galloway	27.7	27.7	0
Cameron Ross	25.4	25.4	0	Steve Dawson	17.2	17.2	0
Chris Sfiligoj	23.7	23.8	-0.1	Steve O'Sullivan	8.4	8	0.4
Chris Westhead	30.7	31.3	-0.6	Steve Powne	17.7	17.7	0
Colin Ewart	32.3	32.3	0	Stuart Cooper	10.6	11.3	-0.7
Dale Robinson	16.9	16.9	0	Thomas Cooper	20	20	0
David Burns	24.4	24.6	-0.2	Tim Emmerson	20.4	20.4	0
Gerard MacIsaac	8.3	8.3	0	Todd Neilson	18.8	18.8	0
Glenn Douglas	16.7	16.7	0	Tom Thorn	19.7	19.7	0
Graeme Foster	13.9	10.3	3.6	Tom Thurecht	18.9	18.9	0
Greg Parsons	25.2	25.8	0.6	Tony MacIsaac	26.4	26.4	0
Heath McLeod	25.6	25.6	0	Trevor Kershaw			
Jake Schmidt	22.1	22.1	0	Warren Perrett	24.1	24.1	0
Jamie Brunton	22.9	22.7	-0.2	Wayne James	11.6	11.6	0
Jaxon Fitzpatrick	30	30	0	Zac Harford	18.6	18.6	0
Jayden Orger	16.2	16.2	0				
Mark Fitzpatrick	20.3	18.9	1.4				

As a new member of the Social Club the Callaway Handicapping system is used to give the player a daily played to handicap for the first couple of rounds. Once they have played 3 rounds, they are given a temporary club handicap using the original AGU handicapping system. After 5 rounds they are then switched across to the current slope handicapping system.

For those people interested in the mechanics of the handicapping system it can be best explained as the following.

How to calculate a GA Handicap

To calculate a player's GA Handicap:

- you must firstly identify the player's most recent 20 scores,
- you then determine the 'Played To' value for each of these scores,
- you average the best 8 'Played To' values,
- and finally you multiply this average by 0.93. The resultant figure (to one decimal place) is the player's GA Handicap.

* If a player's handicap record contains a lesser number than 20 scores, the number of scores used to calculate the player's handicap is as listed in the table below.

* There is no requirement for a player's most recent 20 scores to have been returned within a specific timeframe. For example, the most recent 20 scores may span a period of three years or they may span a period of three months.

* Once a player's handicap record contains 20 scores, the next score they return will result in the oldest of the existing 20 scores being removed (to be replaced by the new score).

For those players not familiar with the scoring process, listed below is the format we use in Sunday Leave Pass competitions.

Once all of the players are ranked then the Seasons Championship points are allocated according to the position in the field.

The player in 1st place gets 15 points, 2nd place 14 points, 3rd place 13 points, etc. etc. Any player who completes the round however finishes ranked outside the top 14 and is placed between 15th spot to BeerWench then they are all allocated 1 championship point for attending.

Sunday Leave Pass competitions are run using Stroke so you need to count every shot that you play and you need to finish every hole. Each player's Nett total score is then calculated by deducting the players handicap from the Gross score. If a player doesn't have an official Sunday Leave Pass handicap, then a temporary played to handicap is allocated on the day using the Callaway handicapping system.

Once the players Nett score is calculated they are ranked from lowest score (Monthly title winner) to highest score. (BeerWench) Where more than one player has the same Nett Score then the place allocations are decided based on a countback system. The countback is calculated using the total No# of stableford points scored on the back nine holes. In the event that both players had the same score over the 18 holes then the count back.

A brief description of how the countback system works.

When more than one player has the same Nett Score (such as in the example below from Ringwood then the place allocations are decided based on a countback system.

The count back system is formulated as the following. *Total number of stableford points scored on the back nine holes.

*In the event that both players have the same stableford score on the back nine it then reverts to the number of stableford points scored on the eighteenth hole. If this is the same then it goes to the 17th hole, 16th hole, 15th hole etc. until a player has a better hole and therefore a higher stableford score than the other.

The table below shows examples of the countback system in action as it occurred at Ringwood to determine place rankings.

Holes	10-18	<p>In this instance both Andrew and Greg had Nett 73 after their handicap was deducted from the Gross Scores. So, we go back to a countback.</p> <p>In this example Greg wins because he scored 19 stableford points on the back nine Holes (10-18) and Andrew is relegated back a place because his back 9 holes only yielded 15 stableford points.</p> <p>If in the event that the countback, then identifies that both players have had the same stableford points score on the back nine then we go back to the individual holes starting from the 18th hole and compare results until a player had a standout result. In the example shown on the right from this month both Brad McMahon and Greg Parsons finished their rounds equal with Nett 73. Then on the back nine holes each also had 19 Stableford points. On the 18th Brad made a birdie for 4 stableford points compared to Greg's par which was only worth 3 stableford points. Consequently, Brad wins the countback and Greg is relegated back to a lower place and gets the lower points on offer.</p> <p>....PLEASE NOTE THAT THE COUNT BACK IS ON HOLES 10-18 irrespective of whether it is a two-tee start, a normal hit off from the first hole or as in the case of this month at Bayviews where, we hit off both the 1st and 10th holes. It is always the 10th to 18th holes and if one person starts on the 10th hole and the other hits off the first hole then it still remains exactly the same formula.</p>	Holes	10-18
Andrew	Greg		Brad	Greg
Clarke	Parsons		McMahon	Parsons
85	95		82	95
12	22		9	22
73	73		73	73
+2	+1		+1	+1
+1	+2		+1	+2
+2	+2		+2	+2
+2	+3		+2	+3
+2	+3		+3	+3
+1	+1		+2	+1
+0	+2		+3	+2
+3	+2		+1	+2
+2	+3		+4	+3
+15pts	+19pts		+19 pts	+19pts

Although all Sunday Leave Pass rounds are scored as stroke events, we use the stableford scoring system to run a skins competition across the entire field.

Phil Plane was the most successful collector of skins this month. Phil parred the hardest hole on the golf course which earned him 4 stableford points, a feat that no other golfer was capable of doing and therefore netted him a six hole skins jackpot. Chris Westhead chipped in for a birdie on the 7th hole. It is very rare to see a golfer scoring 5 stableford points so there was little chance of any other golfers creating a jackpotted hole. Stu Coops made 3 birdies on the weekend although he was only able to convert one of them into skins. Stu rolled a putt from off the back of the green making him the first SLP member ever to claim a birdie on the 2nd hole.

Bo Cartwright started his SLP career with a few raffle tickets to go towards the end of year draw, he claimed his skins with a Par on the 4th hole. Rick Turcinovic drained a 40 foot putt for birdie on the 16th hole and the 5 stableford points was a total that no other golfer was able to score. When Jayden and Stu both birdied the 17th hole it created a jackpot skin which Brad McMahon was soon after able to claim when he birdie the 18th hole, with the longest holed putt.

"SKINS" are distributed to those players good enough to win a hole outright. If more than 1 player got the lowest score on a hole it is Jackpotted until an outright winner occurs.

Just a reminder that for every round you play you are automatically awarded a raffle ticket to go towards the end of year raffle, then extra tickets are issued if you wear the official club shirt. Plus, the monthly winner has the option of exchanging the number of balls owed to Raffle tickets for the end of year prize draw as can be any nearest to pin or long drive or other ball prizes.

1	Jackpot
2	Stuart Cooper
3	Jackpot
4	Bo Cartwright
5	Jackpot
6	Jackpot
7	Chris Westhead
8	Colin Ewart
9	Jackpot
10	Jackpot
11	Jackpot
12	Jackpot
13	Jackpot
14	Phil Plane
15	Jackpot
16	Rick Turcinovic
17	Jackpot
18	Brad McMahon

Number of skins won

Phil Plane	x6
Chris Westhead	x3
Stuart Cooper	x2
Bo Cartwright	x2
Rick Turcinovic	x2
Brad McMahon	x2
Colin Ewart	x1

The best way to win skins is to convert your GIR hits into birdies and pars. The biggest cardinal sin on the golf course is to play two great shots and set your self up for a good chance at a birdie and then blow it by making a three putt.

This is otherwise known in the golfing lexicon as a “Birdogie.”

According to the dictionary of golf, a “Birdogie” is defined as a player ability to convert a makeable birdie attempt into a bogie by way of 3 putting the green.

Barry Hemsley	8th	 The ability to convert a GIR and make-able birdie chance into a bogey or worse via poor putting.		Mick Harper	5th
Brad McMahon	1st, 8th & 11th			Peter MacArthur	18th
Brent Douglas	1st			Stuart Cooper	12th,14th & 18th
Anthony Emmerson	8th			Shane Cumming	1st & 16th
Phil Plane	9th			Tom Kellythorn	1st & 10th
Greg Parsons	11th			Thomas Cooper	5th & 14th
Jamie Brunton	5th	Newell Richards	11th	Rick Turcinovic	13th
Jayden Orger	1st, 5th, 7th & 8th	David Burns	9th & 11th	Chris Sfiligoj	1st
Dale Robinson	7th	Graeme Foster	6th & 17th	Steve O'Sullivan	9th
Adam Cooper	7th & 15th	Ron Parsons	4th & 11th	Steve Dawson	7th, 8th, 9th & 10th
Andrew Clarke	3rd, 5th & 9th	Colin Ewart	17th	Total GIR	122
				Total Birdogies	46 37.77%

The biggest culprits when it came to blowing birdie opportunities was Dawso and Jayden. It seems they had no troubles hitting the greens in regulation, there was just a problem progressing the ball forward and into the hole. Steve had looks at birdie on the 7th, 8th, 9th and 10th greens for a nett return of zero tweeters and not even a par entered on the score card. That by all accounts is wasteful golf.

Brad McMahon hit 7 out of 18 greens for the day, however he could not get the ball into the hole. He only birdied the 18th hole with the longest holed putt although tweeters were slim pickings for him this month. Stu hit 50% GIR and converted well on the par 4 holes. He had 3 birdies during his round which helped to keep his score card under stay 80 and his eclectic stroke tally move below 60.


We keep track of the birdies made each month and they are recorded for posterity on the website, [Birdies – Sunday Leave Pass](#)

This months inductees included:

Stuart Cooper	2nd Hole Par 4		Rick Turcinovic	16th Hole Par 3
Jayden Orger	4th Hole Par 5		Stuart Cooper	17th Hole Par 4
Andrew Clarke	4th Hole Par 5		Jayden Orger	17th Hole Par 4
Stuart Cooper	7th Hole Par 4		Brad McMahon	18th Hole Par 4
Stuart Cooper	11th Hole Par 4		The current tally is BIRDIES : 1423	

Winners are grinners, and this months other Novelty Prizes were claimed by the following players,

Longest Putt Brad McMahon (315cm) (Raffle Ticket)

	<p>How it works</p> <p>The first group place a marker on the green at the point where the ball was located when the ball was first holed. The intention is then to see who manages to sink the longest putt on that hole. Over the duration of the day. The marker moves further and farther back and around the green as we drop in those 8' and 10' footers for par, bogey, double bogey or even a Newell.</p> <p>This month the prize was won by: Brad McMahon who will be eligible to compete in the putt off on the golf trip .</p>
--	---

<p>Winners of Longest holed Putt</p> <p>Jan (Newell Richards) 805cm.</p> <p>Feb (Chris Sfiligoj) 340cm</p> <p>Mar (Colin Ewart) 333cm</p> <p>Apr (Colin Ewart) 530cm</p>	<p>May (Colin Ewart) 370cm</p> <p>May (2) (Tom Thurecht) 157cm</p> <p>Jun (Wayne James) 362cm</p> <p>Jul (Trevor Kershaw) 404cm</p> <p>Aug (Graeme Foster) 275cm</p>	<p>Sep (Brad McMahon) 315cm</p> <p>Oct (TBA) cm</p> <p>Nov (TBA) cm</p>
--	--	--

This year we have decided to try to keep a record of the winning distances for the longest drive competition, we might even incorporate a few extra trophies and a long drive play off on the golf trip just to spice things up a bit. Steve Dawson is currently holding the longest long drive and at 330 meters so it might just take something special to knock him off.

We will need someone in the group to measure the longest drive distance back to the tee and write it on the marker along with the persons name. In this day and age there is always someone in each group who has either a watch with distance measuring capacity or a rangefinder to calculate the distance of a drive.

<p>Winners of Longest drive</p> <p>Jan (Jayden Orger) 277m.</p> <p>Feb (Steve Dawson) 330m</p> <p>Mar (Zac Harford) 224m</p> <p>Apr (Steve Dawson) 270m</p>	<p>May (Tom Thurecht) 252m</p> <p>May (2) (Jayden Orger) 205m</p> <p>Jun (Mick Harper) 225m</p> <p>Jul (Stuart Cooper) 271m</p> <p>Aug (Graeme Foster) 272m</p>	<p>Sep (Mick Harper) 255m</p> <p>Oct (TBA) cm</p> <p>Nov (TBA) cm</p>
---	---	--

Reminder

The ball must be clearly on the CUT surface of the green or fairway to win NTP or longest drive. If it is not on the fairway it doesn't count.

Nearest to the pin prizes were won by:

- 3rd Hole Mick Harper (Raffle Ticket)
- 5th Hole Anthony Emmerson (Golf ball)
- 8th Hole Ben Nichol (Golf ball)
- 12th Hole Steve Dawson (Raffle Ticket)
- 16th Hole Peter MacArthur (Raffle Ticket)
- Nearest to Pin 2nd Shot Newell Richards (Raffle Ticket)
- Longest Drive Mick Harper 255meters (Raffle Ticket)
- Longest Putt Brad McMahon 315cm (Golf ball)

NTP WINNERS



LONGEST DRIVE



It was nice to see Newell back in the mix at Ringwood. After a pretty lean year when it comes to golf, he had no trouble standing up on the first tee and smoking a drive long and straight down the middle. Newell also claimed the NTP second shot and his name was documented 7 times in the wall of shame although interestingly he did not come close to posting a Newell himself.

Mick Harper was talking a big game, he spent the entire pre-game interlude talking up his latest investment. Having seen the success- es of all of the other SLP members who have been in to Drummond golf to upgrade their equipment, Mick decided to do the same this week. When his first tee shot with the new Taylormade Sim2 driver snap hooked into the maintenance compound it was looking like he would be calling in for a return refund. Sunday was probably the first time Mick had been out driven by every person in his playing group although he id manage to get control of the new club by the 6th hole and he comfortably won the longest drive compe- titon. Other than the long drive crown and a NTP on the 3rd hole it was a pretty disappointing day for the big fella.

Micks round could not have got off to a worse start for the day. He hooked his drive (and then his provisional ball) straight, into the trees in front of the maintenance shed, The new driver had delivered a couple of blows which barely made it past the ladies tees while Newell and Macca walked long and straight down the middle of the fairway. You can tell your in for a bad day when you are allocated a handicap of 4 and you are left pondering how to salvage a score from 260 meters away from the green on the easiest hole on the golf course (305meters). Mick tried to hit a low sweeping hook under the tree canopy, which turned out to be more like a shank than a



knock down shot. The ball took off at a 40 degree angle, it could have by definition be called a successful stinger, especially since it flushed Peter Macca in the back of the leg causing instant bruising and a stinging sensation. The pain was so great that Macca could hardly walk, in the end he had to kick Ronnie Parsons out of his golf cart and make the poor old fella walk a few hole while the corky in the quadriceps dissipated. Evidently, Mick took out two of his opponents in the one shot, although it was all in vain because he never got going and finished his round in the rare position towards the back of the field. Sunday might have been as close to Beer Wench as we

see Mick get, he came 29th of 33 players, a rude shock on a course you would normally expect him to dominate.

Don't be surprised if it is later revealed that Stu had tampered with Micks driver before selling it to him last Friday and the fact that the club was set to maximum hook was the reason for Micks poor form. Stu is competitive by nature and will do anything to gain an advantage over the rest of the field. Take Sunday for example. He made Chris Sfiligoj get up extra early to cook and prepare a Bacon, Egg, avocado and tomato focaccia for him for breakfast. Gee it was good too, thanks Chris, one of those before every round and I might just have to listen to the doctor and stop having pies for breakfast.



The sabotage on Thomas started very early in the week. Knowing the two Cooper boys were going head to head in the memorial shield stableford match play championships was motivation to implement a new swing motion change for Thomas. As all good dads would do, Stu broke down Thomas swing path and in doing so "broke" his swing so badly that he shot 109 off the stick and lost the match play event on the 13th hole.



If that wasn't bad enough, as a means to take an unfair advantage, Stu also deliberately left his hat at home, then forced Thomas to rush back to forest hill to collect it for him and then had the audacity to fine him for being late to the golf course. The first group was due to hit off at 907am and at 852 Thomas was still at home. No wonder the poor kid was so rattled on Sunday.


Stevie Powne summed up his own day on the golf course by coming to the realization things just were all topsy turvy for him. His drives went short, his wedges went long. His high shots rolled along the ground and his low shots finished in the trees. If he aimed right, it went wrong. Pretty

much everything he did was not as it should, so there was no surprise when he had the realization moment and discovered he couldn't even get the stubby holder on his beer can correctly. If you turned the ladder upside down, then Steve would have finished well inside the top 10, however it wasn't to be the case and his topsy turvy day only yielded him 1 championship for coming in 27th place, although the hangover on Monday was a ripper.

Ronnie Parsons had more than a hangover, he was aching from head to toe, especially after walking half the course while Pater Macca had commandeered his scooter. If walking wasn't enough Ronnie was also exhausted from climbing in and out of the bunkers all day. According to his playing partners, Ronnie shifted more sand over his 18 hole round than a Murray river resident on flood alert would do in a week of preparation time.

Spending time in the sand on a sunny Sunday morning is a nice family thing to do together, it wasn't just Ronnie who was enjoying playing in the sand, it seems Greg was also motivated by the blue skies and ventured deep into the beach impersonator holes.





Sunday saw another entry in the Baz vs Par 5s in Regulation saga with my effort on the dogleg Par 5 4th at Ringwood.

After smashing my first couple of drives down the middle I was feeling pretty confident about taking on the Par 5 before topping my shot off the tee and dragging it into the rough just past the red tees having travelled about 70 metres. Desperate to get back on track I gritted my teeth and whacked my 3 wood hard at my ball hiding in the grass and somehow made clean contact and with assistance from the rock hard fairway sent it 200m closer to the hole down the left side of the fairway. Still 185m from the flag I went with the 3W again and it went like a tracer right at the stick. My shorts were suddenly feeling a bit tight when I could see it was going to roll up onto the green and then gravity did its thing and my Callaway faded gently across the green to finish agonisingly off the dance floor (see photo).

The good news is that being just off that my first hit with the flat stick didn't count so I was able to card a 6 with 2putts.

Maybe next month...

For those who weren't aware, Barry has the lowest percentage of par 5 holes hit in regulation of all members of the social club. In more than 8 years and from 233 attempts he has only managed to land his ball on a par 5 green in regulation, three times. So to be so close is a monumental occasion.

Balls were flying all over the place on Sunday. Ringwood is a high risk place to be walking around. We have already mentioned how Mick Harper managed to nail Macca flush in the hamstring and they were actually in the same playing group. However it was the risk of getting hit from another fairway or from behind that posed the biggest problems.

Rick Turcinovic can thank Jayden Orger for his monthly title, especially since his shank into the bushes, smashed into the middle of Jayden's chest and rather than disappear into the shrubbery to be never seen again, the ball ricocheted back into the middle of the fairway and Rick was able to continue on play as if nothing ever happened. Luckily Jayden was not injured, it seems all of the hours working out in the gym to build up those pec muscles was not in vain.

Jamie Brunton created a near miss incident when he hit his golf ball off line and into the adjoining tee box. A loud scream of "Fore" sent four golfers diving for cover as the ball bounced in the middle of them before finally coming to rest in the middle of Bo's golf buggy.



There is a famous philosophical saying by Dennis Lehane. "What you give out in this world will always come back to you."

Jamie got his own back while walking through the carpark at the conclusion of his round. Most people would consider themselves safe once they were off the golf course, but not Jamie when Thomas Cooper is having a shocking day and he has landed in the bunker at the front of the 18th green.

Thomas bladed his sand wedge out of the bunker which flew directly over an unsuspecting Stevie Powne's head, it crossed over the 18th green beyond the walking path, past the practice putting green and somehow landed directly between Jamie and a white BMW parked in the car park. There were so many near misses to consider from the one golf shot.

Some would have you believe that Thomas was after revenge after Dale Robinson nearly hit him while playing down the 14th fairway. Evidently Dale hit a drive with the new Cleveland Launcher courtesy of Drummond golf which set all manner of new records. With the elevated tee box, a strong tail wind and the promise of 30 extra yards worth of technology, Dale smashed his biggest driver ever. The ball finished 270meters directly down the middle of the fairway but that wasn't the record. The fact that it bounced in front of Thomas and managed to bounce high enough to go over his head, now that is a record that will never be beaten.

Thomas clocked in a drive on the same hole of 307meters, , Unfortunately it wasn't the dedicated longest drive hole, however the numbers were impressive nonetheless.

It wasn't just long drives on Sunday, the putting was huge too. Although Brad McMahon holed the longest putt on the dedicated LHP hole being the 18th green, there was certainly some massive shots drained with the flat stick. Rick Turcinovic won 2 skins and claimed a rare birdie when he drained a putt on the par 3 sixteenth hole. Although it wasn't measured to the exact distance it was rumoured to have been at least a 40 foot putt or otherwise defined as further than a lot of Mark Sfiligoj's drives.

Anthony Emmerson holed a monster putt on the same hole, although it didn't go towards his putting statistics because it was played from off the fringe grass and therefore not counted as a putt. It did salvage a par onto the scorecard at a time when from 45 feet away he was staring down the barrel of a bogie or even a double bogie.

It wasn't the only hole Egg was caught protecting his putting statistics by playing shots from off the green. On the 9th hole he was on the green in regulation and then walked off the hole with a two putt bogie on the score card. How is that even possible? I hear you ask. Well...Egg missed his birdie putt so badly that it rolled down the hill and off the green, so his next shot was a chip back on to the green, He holed the putt so it counted as a two putt it was just the sequence of shots that was all out of whack. The fine for putting from on the green to off the green, is a \$2 contribution which Egg was only too happy to pay after the round.



Bo Cartwright quickly discovered that life in the Sunday Leave Pass camp was tough. When his ball landed up against the trunk of a tree he was expecting a gentleman's drop. He learned the hard way that there is no such thing as a gimme putt or free relief from a devastating lie. What's more he was introduced to the definition of a Newell when he was unable to extricate his ball away from the tree stump and he racked up double digits trying to move the ball forward. He had the pleasure to meet Newell in person and then the misfortune to have him turn up on his scorecard.

Newell had a rare round without scoring a Newell (Score of 10 or more) although he did have an air swing and made an 8 on a par 3 hole. A Special thanks to Newell's mystical mate Adrian who kicked in \$100 to the SLP beer fund. Apparently he was so overwhelmed by the generosity of the SLP crew for funding the Richard family getaway trip, that he thought we all must be a bunch of really good blokes. How little does he know? Newell spent the weekend with Adrian on what would have otherwise been his 29th wedding anniversary.

Sunday was the semi finals of the Memorial Shield match play event. The matches were played off between Cider and Chris Westhead and Stu and Thomas Cooper. No disrespect intended however Jamie was bewildered on how Westy could have even made it to the finals, especially since he was playing his round while wearing the pink vest, meaning he came dead last at Werribee Park. Such is the format of the event, that Westy still qualified for the finals because his fixtured competitor (Phil Plane) failed to make an appearance for the August round, meaning he forfeited and gave Chris the win. Westy proved himself a worth candidate anyway, he blew away Shane Cumming, closing out the match early. By the time he got to the 14th tee Westy was further in front (6up) than there were holes left to play (5 left) so it was mathematically impossible for him to lose. It was a tough day for the blue M&M he had a rare Newell (score of 10 or more) on the scorecard and he played a birdie free round and he posted a total which was very close to taking the flouro pink Beer Wench vest directly off Westy. In the end there were only 2x players who played worst than cider and one of them was another competition in the match play event.

While many are openly saying that Cider choked on Sunday, they are more suspicious about the sudden drop in form when it came to Thomas Cooper playing in the other match. Thomas has been a strong force all season, so for him to go down 6 behind with 5 to play against his dad seems a way to suspicious to be true. Many believe that Thomas is too good a player these days to shoot 109 off the stick. and there have been calls to the social club ethics committee suggesting Thomas might have been Tanking. A photo of Thomas the Tanker at Ringwood Golf Course has come to light which could just prove that the accusers were looking down the right track.



Memorial Shield

Match play Stableford knockout competition.




Peter Calyvpoulos	Græme Foster	Tom Thorn	Gerard MacIsaac
Todd Neilson	Glenn Douglas	Cameron Ross	Brent Douglas
Steve Dawson	Newell Richards	Wayne James	Thomas Cooper
Chris Westhead	Barry Hemsley	Colin Ewart	Zac Harford
Dale Robinson	Brendan Brewster	Heath McLeod	Jake Schmidt
Phil Plane	Mark Fitzpatrick	Stuart Cooper	Jayden Orger
Ron Parsons	Tom Thurecht	Mike Harper	Tony MacIsaac
Steve Powne	Greg Parsons	Steve Osullivan	Trevor Kershaw
Shane Cumming			Rick Turcinovic
Simon Galloway			Ben Nichol



This month was round 4 of the memorial shield Stableford Matchplay knockout competition. The final heat will now be played off next month between the last two surviving competitors. Stu Coops will go head to head with Chris Westhead with last man standing etching his name on to the trophy of this great new board event.

The match is sure to be a much closer competition than it was for the guys on Sunday. The two winners finished their rounds inside the top 10 rankings for the Ringwood round whereas the two losers were featured in the bottom three ranked players.

Stuart Cooper VS
Thomas Cooper
Thomas Cooper
Stuart Cooper
Stuart Cooper
HALF
HALF
Stuart Cooper
Stuart Cooper
HALF
Stuart Cooper
HALF
Stuart Cooper
HALF
Stuart Cooper
HALF
Thomas Cooper
Thomas Cooper
Stuart Cooper
Stuart Cooper
9
3
6
9.036001724
3.0240009
Stuart Cooper



Chris Westhead Vs
Shane Cumming
Chris Westhead
Shane Cumming
Chris Westhead
Chris Westhead
Shane Cumming
Chris Westhead
Chris Westhead
Chris Westhead
Chris Westhead
Shane Cumming
Chris Westhead
HALF
Chris Westhead
Chris Westhead
Chris Westhead
HALF
Shane Cumming
Chris Westhead
12
4
8
12.03400141
4.021001003
Chris Westhead

This trophy will be one of the many different accolades up for grabs as we head towards the end of season 2023, We will be posting a survey soon which will give all of the Sunday Leave Pass members the opportunity to nominate their preferred candidates for the Players Choice awards.

Keep your eyes and ears peeled over the next two months to help you make an informed decision on who you think is an eligible and worthy recipient for the SLP awards. We will be asking for your choice on the following categories.

* LEATHER WEDGE * MOST IMPROVED * LEAST IMPROVED * TIGHT WAD * BUSH WHACKER * ANGRYMAN

As a new member of the Social Club the Callaway Handicapping system is used to give the player a daily played to handicap for the first couple of rounds. Once they have played 3 rounds, they are given a temporary club handicap using the original AGU handicapping system. After 5 rounds they are then switched across to the current slope handicapping system.

Listed below in the graphic is how the Callaway handicap was worked out for Brad McMahon who finished in 2nd place at Werribee park.

Hole	Par	Score	Course: Werribee Park																			
			Score										Deduct									
1	4	4											This section used to calculate handicap based on scores returned.									
2	4	4											Score 1 2 3 4 5 6 Adj Hcp									
3	3	4											68 0.00 0 0									
4	5	6	worst hole score										69 0.00 0 0									
5	4	5											70 0.00 0 0									
6	4	4											71 0.00 0 0									
7	4	4											72 0.00 0 0									
8	3	4											73 0.50 3 -2 1									
9	5	5											74 0.50 3 -1 2									
10	4	4											75 0.50 3 0 3									
11	5	6											76 1.00 6 -2 4									
12	4	4											77 1.00 6 -1 5									
13	4	4											78 1.00 6 0 6									
14	4	4											79 1.00 6 1 7 H/cap									
15	3	2											80 1.00 6 2 8									
16	5	5											81 1.50 6 3 -2 7									
17	3	3											82 1.50 6 3 -1 8									
18	4	7											83 1.50 6 3 0 9									
Gross 79			Adjustment										84 1.50 6 3 1 10									
*Handicap 7.0			Add or Deduct from Handicap										85 1.50 6 3 2 11									
Net Score 72																						
			CALLAWAY HANDICAP SYSTEM - for handicapping the unhandicapped.																			

Score	Deduct	
68	0.0	Scratch, no adjustment
69	0.0	Scratch, no adjustment
70	0.0	Scratch, no adjustment
71	0.0	Scratch, no adjustment
72	0.0	Scratch, no adjustment
73	0.5	worst holes & adjustment
74	0.5	worst holes & adjustment
75	0.5	worst holes & adjustment
76	1.0	worst holes & adjustment
77	1.0	worst holes & adjustment
78	1.0	worst holes & adjustment
79	1.0	worst holes & adjustment
80	1.5	worst holes & adjustment
81	1.5	worst holes & adjustment
82	1.5	worst holes & adjustment
83	2.0	worst holes & adjustment
84	2.0	worst holes & adjustment
85	2.0	worst holes & adjustment
86	2.5	worst holes & adjustment
87	2.5	worst holes & adjustment
88	2.5	worst holes & adjustment
89	3.0	worst holes & adjustment
90	3.0	worst holes & adjustment
91	3.0	worst holes & adjustment
92	3.5	worst holes & adjustment
93	3.5	worst holes & adjustment
94	3.5	worst holes & adjustment
95	4.0	worst holes & adjustment
96	4.0	worst holes & adjustment
97	4.0	worst holes & adjustment
98	4.5	worst holes & adjustment
99	4.5	worst holes & adjustment
100	5.0	worst holes & adjustment
101	5.0	worst holes & adjustment
102	5.5	worst holes & adjustment
103	5.5	worst holes & adjustment
104	6.0	worst holes & adjustment
105	6.0	worst holes & adjustment
106	6.0	worst holes & adjustment
107	6.0	worst holes & adjustment
108	6.0	worst holes & adjustment
109	6.0	worst holes & adjustment
110	6.0	worst holes & adjustment
111	6.0	worst holes & adjustment
112	6.0	worst holes & adjustment
113	6.0	worst holes & adjustment
114	6.0	worst holes & adjustment
115	6.0	worst holes & adjustment
116	6.0	worst holes & adjustment
117	6.0	worst holes & adjustment
118	6.0	worst holes & adjustment
119	6.0	worst holes & adjustment
120	6.0	worst holes & adjustment
121	6.0	worst holes & adjustment
122	6.0	worst holes & adjustment
123	6.0	worst holes & adjustment
124	6.0	worst holes & adjustment
125	6.0	worst holes & adjustment
126	6.0	worst holes & adjustment
127	6.0	worst holes & adjustment
128	6.0	worst holes & adjustment
129	6.0	worst holes & adjustment
130	6.0	worst holes & adjustment

Adjustment
-2 -1 0 1 2 Add or Deduct from Handicap

This system is used for determining fair allowances for social golf events that attract novices or occasional golfers. A player's Callaway handicap is determined after each round by deducting from his/her 18-hole gross score the scores of the worst individual holes during the first 16 holes of the round.

In the computation of handicaps under this system:

- No hole may be scored at more than twice its par,
- half strokes count as a whole,
- the 17th and 18th holes are never deducted,

For example, if a player scores 99 on the day their handicap would be calculated as the sum total of their (3 worst holes) +1

If a player scores 82 on the day their handicap would be calculated as the sum total of their (worst + ½ the 2nd worst hole) -1

If a player scores 120 on the day their handicap would be calculated as the sum total of their (five worst holes) +2

Even if a player has an official golf link, as a matter of consistency we still use the Callaway system to calculate a daily handicap. For the record if Brad had of been playing off of his GA Handicap he would have been playing off 8.

Full Technical Procedure for Calculating a GA Handicap STEP 1 – Use the table below to determine the number of scores to be included in the GA Handicap calculation:

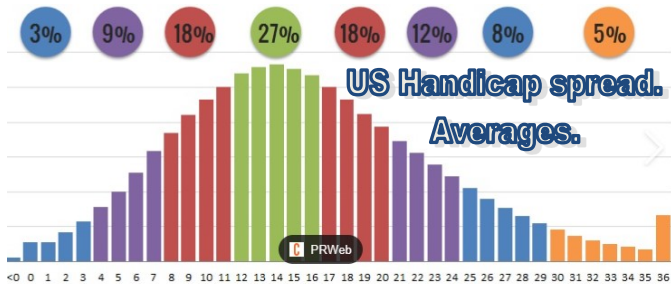
Number of Scores in Player's Handicap Record	Scores to be Used in the Calculation
5 to 6	Best/Lowest 1
7 or 8	Best/Lowest 2
9 or 10	Best/Lowest 3
11 or 12	Best/Lowest 4
13 or 14	Best/Lowest 5
15 or 16	Best/Lowest 6
17 or 18	Best/Lowest 7
19 or 20	Best/Lowest 8

Note: When the handicap record contains more than 20 scores, the GA Handicap calculation uses the best 8 of the player's most recent 20 scores.

The more rounds a golfer plays the more accurately the handicap reflects their average scores. Once 20 rounds have been achieved the slope handicap modelling is operating at optimal efficiency.

The current spread of handicaps with the Social club are as follows:

- 6 percent of our members are classed as single figure golfers
- 44.5 percent of SLP golfers have a handicap between 10 and 19.9
- 40 percent of our golfers have a handicap between 20 and 29.9



Greg Parsons still holds his entitlement to the Golden Hat, and Thomas Cooper remains at the top of the annual points leaderboard the gaps between them and the rest of the competition is getting closer. Thomas gave up ground this month and Stu is now only 6 points behind on the annual points tally. Greg Parsons remains within reach of the Cooper clan, it will only take one good round and he will not only reclaim top billing but extend his grasp on the No# 1 ranked player title. A poorly planned family holiday has meant than Wayne James has gone into hiatus and all of his good work at the start of the season is getting squandered away.

A victory is the surest way to jump your name up the ladder, There are still 4 rounds to go in season 2023 so there is bound to be plenty more movement up and down the points leaderboard between now and then.

We have had nearly 50 unique players this season and there are still some regular players from previous seasons who are yet to make an appearance. Remember that the points are only awarded for when you play and there is no allowance made to compensate those who miss a month. The winner is the player with the most points at the end of the season no matter how many games you played.

Place Standings for 2023:

Ranking	Player	Rounds	Points	Ranking	Player	Rounds	Points
1	Thomas Cooper	10	78	25	Heath McLeod	4	22
2	Stuart Cooper	10	72	26	Steve Osullivan	7	22
3	Greg Parsons	9	65	27	Ben Nichol	7	22
4	Wayne James	6	53	28	Shane Cumming	6	21
5	Steve Dawson	8	52	29	Tom Thurecht	7	19
6	Brent Douglas	8	51	30	Dale Robinson	7	19
7	Zac Harford	6	50	31	Tom Thorn	6	18
8	Phil Plane	6	49	32	Todd Neilson	5	18
9	Jayden Orger	9	47	33	Steve Powne	8	17
10	Rick Turcinovic	9	46	34	Newell Richards	6	16
11	Simon Galloway	5	44	35	Gerard MacIsaac	4	16
12	Tony MacIsaac	8	38	36	Barry Hemsley	8	16
13	Ron Parsons	10	38	37	Anthony Emmerson	2	15
14	Peter McArthur	9	36	38	Peter Calyopoulos	2	13
15	Jamie Brunton	5	36	39	Jake Schmidt	3	12
16	Andrew Clarke	6	36	40	Jaxon Fitzpatrick	2	10
17	Mick Harper	8	34	41	David Burns	3	8
18	Chris Westhead	7	28	42	Adam Cooper	3	6
19	Glenn Douglas	5	27	43	Graeme Foster	5	5
20	Brendan Brewster	3	27	44	Mark Fitzpatrick	3	3
21	Trevor Kershaw	2	26	45	Chris Sfiligoj	3	3
22	Colin Ewart	7	26	46	Bo Cartwright	1	3
23	Brad McMahon	2	25	47	Rick Smith	2	2
24	Ben Hall	2	24	48	Mark Sfiligoj	2	2

The 2023 season is sponsored by



Golf Balls and prizes are owed to the following people:

Rick Turcinovic \$40 Drummond voucher Winner at Ringwood

Ben Hall \$40 Drummond voucher Winner at Devil Bend

Heath McLeod NTP 2nd Hole Centenary Park Golf ball

Jaxon Fitzpatrick NTP 3rd,8th & 11th Hole D/Bend Golf ball x3

2022 Points Champ



With only 2 months left to cash in on the Champion of Champions jacket Todd Neilson might as well hand back the Blue Jacket, 2023 has been his second turn at Champion of Champions and on both occasions he has been a disappointment to the title. There are 40 guys who have taken a sigh of relief because they have dodged a bullet and not had to meet their obligations and buy him a drink. Todd does have two months left of privileges however we don't expect to see much change in his shoulder tapping ability.

TODDS CHAMPION OF CHAMPIONS HIT LIST.

Player Name	Rounds	Player Name	Rounds	Player Name	Rounds
Acam Cooper	1	Grant Kelly	1	Ron Parsons	Paid
Andrew Clarke	7	Greg Parsons	Paid	Shane Cumming	Paid
Anthony Emmerson	7	Greg Spence	2	Shaun Kiep	
Barry Hemsley	10	Jake Schmidt	7	Simon Galloway	Paid
Ben Nichol	8	Jamie Brunton	Paid	Steve Dawson	12
Brent Douglas	5	Jason Fitzpatrick	9	Steve O'Sullivan	Paid
Cam Douglas	4	Jayden Orger	6	Steve Powne	11
Cameron Ross	3	Leigh MacIsaac	R	Stuart Cooper	13
Chris Sfiligoj	7	Mark Fitzpatrick	Paid	Thomas Cooper	9
Chris Westhead	9	Mark Sfiligoj	Paid	Tim Emmerson	5
Celin Ewart	8	Nick Harper	Paid	Todd Neilson	9
Dale Robinson	Paid	Newell Richards	8	Tom Harold	1
David Barnes	4	Peter Calyopoulos	5	Tom Thorn	Paid
David Page	1	Peter Harold	1	Tony MacIsaac	5
Duan Robinson	2	Peter McArthur	6	Warren Perrett	1
Gerard MacIsaac	7	Phil Plane	11	Wayne James	Paid
Glenn Douglas	8	Rick Turcinovic	10		
Graeme Foster	2	Robert Underwood	3		

2022 Champion of Champions



Winner of the blue Jacket and all of its powers for 2023.

For those who have forgotten about the powers bestowed on the Blue Jacket; here is a reminder of how it works.

As the Champion of Champions a player is able to ask any Sunday Leave Pass member to buy him a drink, it is limited to only receiving one drink per member (beer or soft) over the entire year and it can only be done so, if he is wearing the Champion of Champion jacket at the time. This of course does not include new members who did not play at least one or more rounds in season 2022, but not exclusive to those who attended the golf trip. So, if he manages himself correctly, he should be looking at up to 51 free beers or soft drinks over the next 12 months. Now, that is a prize worth aspiring for.

The other condition is that the player must be the one who consumes the drink, he cannot use his power to buy beverages for anyone else. There is also a catch where, if the wearer of the blue jacket asks someone who has previously shouted him a drink, then he must immediately buy them a drink instead. The Champion of champions can also kick in the balance of \$2 per shout to upgrade his beer to bourbons if he prefers to.

Remember that the Champ must be wearing the jacket, He must continue to wear the jacket while he is drinking. If it is too hot to wear the Champion of Champions jacket, that is OK, just choose not to wear it and then you are not eligible for a free drink. All purchased drinks are to be opened so they cannot be taken home for future consumption or to give to dinner guests or visitors. A traveller for the drive home is also OK, so long as it is opened, and the jacket wearer is the one who drinks it.

Remember: In order, to qualify as the Champion of Champions a member just needs to win a monthly title. All of the winners from the monthly championships who are attending the golf trip will then play off for the title based on total accumulated stableford points from 9x Randomly selected holes. The Winner is the person with the most points over those 9 nominated holes, and in the event of a tie then a Countback to determine the winner applies.

NOTE: The Winner of the December title is also eligible to win the competition however they only get to count their scores by using only 8 Randomly selected holes.

Monthly winners eligible for Champion of Champions playoff in 2023

January (**Thomas Cooper**) 90 Nett [66]. February (**Peter MacArthur**) 82Nett [68] March (**Greg Parsons**) 93Nett [69], April (**Andrew Clarke**) 75Nett [64], May (**Zac Harford**) 87 Nett [69], May 2 (**Brent Douglas**) 88 Nett [72], June (**Tony MacIsaac**) 97 Nett [70], July (**Ben Hall**) 102Nett [74], August (**Jamie Brunton**) 97 Nett [70], September (**Rick Turcinovic**) 96 Nett [68], October (**TBA**) ?? Nett [??], November (**TBA**) ?? Nett [??], December (?????????)

Monthly winners eligible for Beer Wench of Beer Wenches playoff in 2023

January (**Glenn Douglas**) 100 Nett [84]. February (**Newell Richards**) 105 Nett [85], March (**Steve Powne**) 117 Nett [90] April (**Colin Ewart**) 113 Nett [87], May (**Barry Hemsley**) 113 Nett [89], May 2 (**Tom Thurecht**) 114 Nett [93], June (**Zac Harford**) 111 Nett [93], July (**Dale Robinson**) 112 Nett [94], August (**Chris Westhead**) 127 Nett [91], September (**Graeme Foster**) 103 Nett [96], October (**TBA**) ?? Nett [??], November (**TBA**) ?? Nett [??], December (?????????)



[YES I want to take part in the golf trip this year](#)

[No I will not be going on golf](#)

GOLF TRIP CONFIRMATION STATUS

Shepparton 8th-10th December Cost is \$395

Adam Cooper	NO		Peter Calyvopoulos	YES	
Andrew Clarke	YES	Paid \$50	Peter McArthur	YES	
Anthony Emmerson	NO		Phil Plane	YES	Paid \$200
Barry Hemsley	YES	Paid \$395	Rick Smith	UNKNOWN	
Ben Nichol	NO		Rick Turcinovic	YES	Paid \$205
Bo Cartwright	UNKNOWN		Ben Hall	YES	
Brent Douglas	YES	Paid \$395	Rob Underwood	NO	
Brendan Brewster	YES		Ron Parsons	NO	
Cameron Ross	NO		Shane Cumming	YES	Paid \$395
Chris Sfiligoj	YES		Simon Galloway	YES	
Chris Westhead	YES	Paid \$330	Steve Dawson	YES	
Colin Ewart	YES	Paid \$395	Steve O'Sullivan	YES	Paid \$395
Dale Robinson	UNKNOWN		Steve Powne	YES	
David Burns	YES		Stuart Cooper	YES	Paid \$395
Gerard MacIsaac	YES	Paid \$340	Thomas Cooper	YES	Paid \$395
Glenn Douglas	YES		Tim Emmerson	NO	
Greg Parsons	YES	Paid \$395	Todd Neilson	YES	Paid \$395
Jake Schmidt	UNKNOWN		Tom Kellythorn	NO	
Jamie Brunton	YES		Tom Thurecht	NO	
Jayden Orger	YES	Paid \$205	Tony Macisaac	YES	Paid \$395
Jaxon Fitzpatrick	YES	Paid \$395	Trevor Kershaw	YES	
Mark Fitzpatrick	YES	Paid \$395	Warren Perrett	NO	
Mark Sfiligoj	YES	Paid \$395	Wayne James	NO	
Mick Harper	YES	Paid \$205	Zac Harford	NO	
Newell Richards	YES	Paid \$345	Caleb Fitzpatrick	UNKNOWN	

Golf trip Booking Status

Confirmed & Deposit Paid

[YES I want to take part in the golf trip this year](#)

[No I will not be going on golf](#)

2023 Fixture

Golf Course & How to get there Directions	Date	Melways Ref	Website links
Churchill Park	29th October 7-30am	82 C12	www.churchillparkgolf.com.au
Yarra Bend	19th November 8-00am		https://yarrabendgolf.com
Shepparton Golf Club	8th – 10th December		www.sheppartongolf.net.au

To notify us of your status click on one of the following links

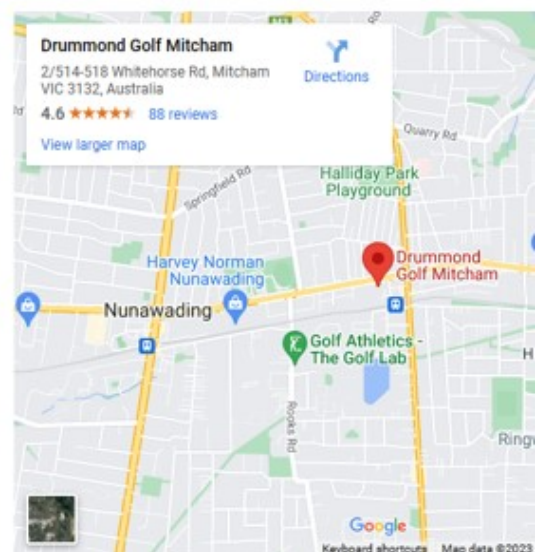

direct to stodaydream@gmail.com

YES or **NO**

or email



This year we are welcoming a new major sponsor to the mix. Drummond golf Mitcham will become our new monthly sponsor. They have upped the ante and have offered \$30 prize voucher for the monthly winner. Most of our members are already Drummond members, as the club signed you up as lifetime members a few years back however if you are not a Drummond Club member let us know and we will arrange to get you in the system and this way you can also reap the rewards of the savings and deals that a Drummond Club membership brings with it.

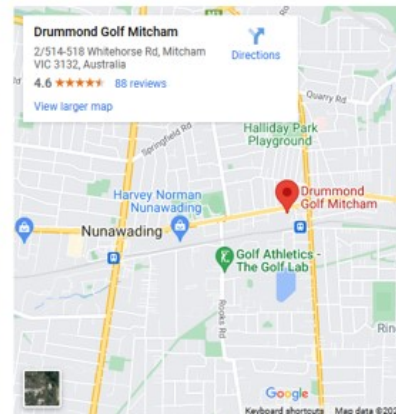



With the addition of our Drummond Golf sponsorship comes access to the Big Swing simulators. We will be scheduling a couple of SLP social nights into the calendar so make sure you try to get involved in those events when they are held.

Many of our members have already capitalized and made their recent golf purchases at Drummonds.

Sponsors Page

Major Sponsor




I am not sure if it is coincidence or not however it should be noted that the folks who are shopping at Drummond Golf seem to be cashing in on all of the prizes.

- Peter MacArthur bought a new rangefinder in December and he won in February
- Greg Parsons bought a new set of Wilson irons in February and he won in March.
- Tony MacIsaac bought a practice net and he won in June. * Ben Hall bought shoes & Shirts won in July

There certainly seems to be a common theme to who is getting the rewards, I will be certainly contemplating going there at some stage in the next few days if it is going to increase my odds of putting a monthly title against my name



Hole in One Sponsors of the SLP Social Club



Complete Supply Co (Aust) Pty Ltd is a family owned and operated business that was established in 1994. From humble beginnings Complete Supply along with its sister company Complete Welding Services is now established as the market leader in the delivery and distribution of pipe, valves, fittings and fabrication to the fire sprinkler and plumbing industry. [About | Complete Fire Supply Co](#)

CSC have donated \$500 to the Sunday leave pass hole in one fund. If you need their services call them and make sure you say thanks for being a sponsor. (03) 9768 3333 Address 15 Swift Way, Dandenong South VIC

Global Valve & Fittings with Decades of Experience The New Old Kids On The Block!

Global Valve and Fittings believe in offering our customers the highest level of service and wish to make it easy to purchase products in a timely and cost effective manner.

The group of owners and employees collectively have over 100 years of knowledge and experience in the valve and pipe fitting market. We work with strong brands that share our attention to quality and service.

[Global Valve and Fittings - Huge Range & Fast Delivery \(gvf.net.au\)](#) [1300 784 371](#) admin@gvf.net.au