




SUNDAY LEAVE PASS 2023



Sponsors of the SLP Social Club



Special thanks to our new hole in one sponsors. Apparently, they saw the odds of anyone making an ace and were more than happy to put some \$\$\$\$ up for grabs.

FINE SYSTEM

- Not driving lady's tees \$5-00
- Having an air swing \$2-00
- Having 4x putts \$2-00
- Throwing a club \$2-00
- Hitting across 2x fairways \$2-00
- Shank \$2-00
- Double Hit \$2-00
- Putting ball on, back off the green \$2-00
- Three Putt Monkey (18th Hole) \$2-00

Any other act performed on the course which is deemed to be deserving of a fine can be put to the group for a vote after the game. \$2-00

Maximum pay out is \$10-00.



FINE JAR 2023 \$351.75



Rank	Points	Player
1	9.3109	Thomas Cooper
2	5.23216	Tom Thor
3	5.118028571	Steve Pow
4	5.1036125	Wayne James
5	4.842033333	Todd Neilson
6	4.7449	Mick Harper
7	4.707294118	Stuart Cooper
8	4.133866667	Steve Dawson
9	4.08276	Steve Osullivan
10	3.201230769	Mark Fitzpatrick
11	2.953046154	Barry Hemsley
12	2.8398	Chris Westhead
13	2.838566667	Rick Turcinovic
14	2.315385714	Ron Parsons
15	1.973353846	Phil Plane
16	1.969533333	Colin Ewart
17	1.564666667	Newell Richards



Player Rank	Points value
1st	45
2nd	37
3rd	32
4th	27
5th	24
6th	21
7th	20
8th	19
9th	18
10th	17
11th	16
12th	15
13th	14
14th	13
15th	12
16th to 30th	11
31st to 34th	10
35th to 38th	9
39th to 43rd	8

TODDS CHAMPION OF CHAMPIONS HIT LIST.

Player Name	Rounds	Player Name	Rounds	Player Name	Rounds
Adam Cooper	1	Grant Kelly	1	Ron Parsons	10
Andrew Clarke	7	Greg Parsons	10	Shane Cumming	9
Anthony Emmerson	7	Greg Spence	2	Shaun Klep	2
Barry Hemsley	10	Jake Schmidt	7	Simon Galloway	Paid
Ben Nichol	8	Jamie Brunton	Paid	Steve Dawson	12
Brent Douglas	5	Jaxon Fitzpatrick	9	Steve Osullivan	Paid
Cam Douglas	4	Jayden Orger	6	Steve Powne	11
Cameron Ross	3	Leigh MacIsaac	8	Stuart Cooper	13
Chris Sfiligoj	7	Mark Fitzpatrick	10	Thomas Cooper	9
Chris Westhead	9	Mark Sfiligoj	7	Tim Emmerson	5
Colin Ewart	Paid	Mick Harper	12	Todd Neilson	9
Dale Robinson	1	Newell Richards	8	Tom Harold	1
David Barnes	4	Peter Calyvpoulos	5	Tom Thern	11
David Page	1	Peter Harold	1	Tony MacIsaac	5
Duan Robinson	2	Peter McArthur	6	Warren Perrett	1
Gerard MacIsaac	7	Phil Plane	11	Wayne James	11
Glenn Douglas	8	Rick Turcinovic	10		
Graeme Foster	2	Robert Underwood	3		

2022 Champion of Champions



Winner of the blue Jacket and all of its powers for 2023. Todd was a No Show so no free drinks were claimed.



FedEx Annual Points Award



Rank	Player	Rnds	Pts	FEDEX score	Rank	Player	Rnds	Pts	FEDEX score
1	Jayden Orger	3	763	0.0000	24	Newell Richards	3	119.23	-643.77
2	Thomas Cooper	3	697	-66.1700	25	Jake Schmidt	2	116	-647
3	Peter McArthur	3	606	-157.0700	26	Gerard MacIsaac	2	101.73	-661.27
4	Todd Neilson	2	420	-343.0000	27	Cameron Ross	1	100	-663
5	Wayne James	2	360	-402.9700	28	Rick Smith	2	99.47	-663.53
6	Simon Galloway	3	356	-407.0000	29	Mark Sfiligoj	2	95.2	-667.8
7	Cam Douglas	1	330	-433.0000	30	Glenn Douglas	2	94.13	-668.87
8	Jamie Brunton	3	326	-437.0000	31	Tom Thorn	2	93.53	-669.47
9	Brent Douglas	3	282	-481.0000	32	Graeme Foster	2	90.5	-672.5
10	Mick Harper	3	257	-506.0000	33	Zac Harford	1	80	-683
11	Steve Dawson	3	249	-514.0000	34	Andrew Clarke	2	79.93	-683.07
12	Mark Fitzpatrick	2	249	-514.4700	35	Tony MacIsaac	2	72.53	-690.47
13	Peter Calyvpoulos	2	229	-534.0000	36	Chris Sfiligoj	2	65.93	-697.07
14	Rick Turcinovic	3	221	-541.6700	37	Robert Underwood	1	64	-699
15	Chris Westhead	3	209	-554.5000	38	David Burns	1	57	-706
16	Stuart Cooper	3	199	-564.0000	39	Tom Thurecht	1	51	-712
17	Greg Parsons	2	187	-576.0000	40	Adam Cooper	1	47	-716
18	Steve Osullivan	3	177	-585.8700	41	Shane Cumming	1	46.47	-716.53
19	Colin Ewart	3	166	-597.1700	42	Ben Nichol	1	44.2	-718.8
20	Steve Powne	3	163	-600.0700	43	Jaxon Fitzpatrick	1	40.23	-722.77
21	Dale Robinson	2	159	-604.0000	44	Phil Plane	1	26.63	-736.37
22	Barry Hemsley	2	122	-641.0000	45				
23	Ron Parsons	3	122	-641.2700	46				

Ranking	Points	Major/ Golf trip	Ranking	Points	Major/ Golf trip
1	500	600	23	39	44
2	300	330	24	37	42
3	190	210	25	36	40
4	135	150	26	34	39
5	110	120	27	33	37
6	100	110	28	31	35
7	90	100	29	30	33
8	85	94	30	28	32
9	80	88	31	27	30
10	75	82	32	25	28
11	70	77	33	24	27
12	65	72	34	22	25
13	60	68	35	21	24
14	57	64	36	20	23
15	55	61	37	19	22
16	53	59	38	18	20
17	51	57	39	17	19
18	49	55	40	16	18
19	47	53	41	15	17
20	45	51	42	14	16
21	43	49	43	13	15
22	41	46	44	12	14
			45	11	12

The Fedex Cup Season started on the golf trip 2022 and runs through until the last home and away game held in November 2023. The player with the most accumulated points at the end of the year is crowned the Fedex Cup champion.

FedEx Points are allocated to every player based on their finishing position for each round and there is a higher weighted value to finishing near the top.

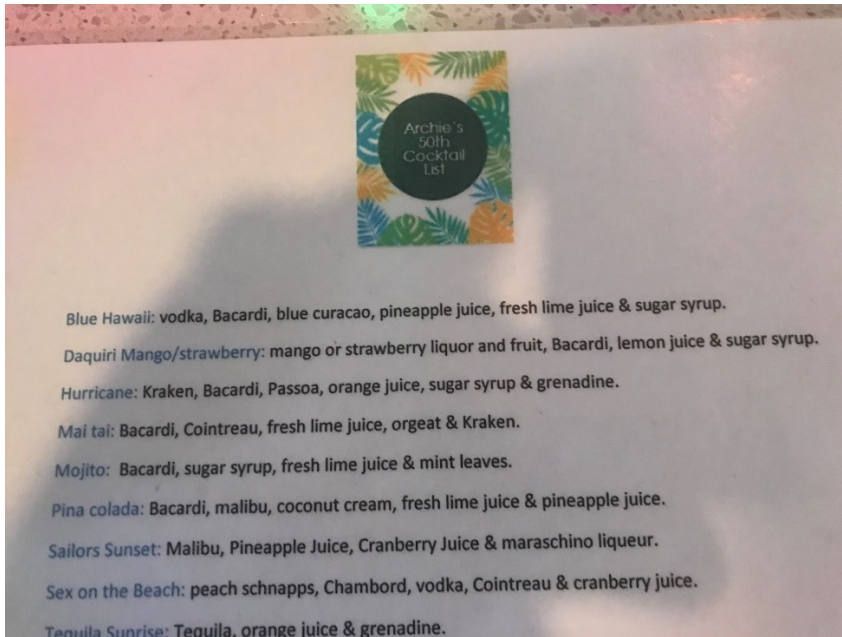
There are 3 majors held each season and performing well on those competitions earns more points

Majors

Shepparton	December
Won by	Jayden Orger
Gardiners Run	January
Won by	Thomas Cooper
Bayviews	June

TBA

It has been hard to write up about the Warburton round, because I wasn't there for most of it. Any hopes and dreams of a good round went out the window about 10pm on Saturday night. Unfortunately, the Warby round always coincides with a good mates birthday, so each year I plan to go over for a few drinks at his house and then get picked up in the morning because it is on the way through. This weekend it was his 50th birthday and therefore things got a wee bit out of hand. What started as a few quiet beers turned into let's drink the entire cocktail list.



At 4am when my drinking buddy had deteriorated and gone beyond the ability to get us home to the designated Sunday collection point, there was a panicked cluster of text messages to Newell and Thomas to rearrange a new plan. Even in a drunken foggy haze I knew that I needed to arrange some clothing and golf gear because all of my stuff was left at the Supercoaches house where I wasn't going to be.

Luckily the Newell & Thomas are light sleepers and they were able to bring my spare golf gear or else I would have been playing the Warby round in board shorts, red crocs and a Hawaiian shirt.

Although I made it to the first tee I was not in the greatest condition, after converting a birdie putt into a double bogie and then three putting the 2nd green for a six there was little chance of the round going anywhere but downhill. When you use your entire allocated handicap strokes inside the first 6 holes then the odds of a strong place ranking have somewhat diminished.

At least I got to the course which is more than we can say for the supercoach. He started off as a bundle of enthusiasm and energy, then mid party he switched into the angry-man then finally descended into a comatose wreck incapable of finding his way back home.



Interestingly despite the poor golfing display I still managed to avoid finishing in beer wench position. It is hard to believe really especially when you see the where the ball was coming out of the club from. The funny thing about marking you ball so it is identifiable is if you hit the ball on the markings it leaves an impression on the club.

Some of my early swings on Sunday were lucky to hit the ball at all.



Newell Richards hadn't been on the drinks however he certainly plaid like he had been. Although he started his morning with a birdie, his round went down hill faster than Rick Turcinovic in a golf cart driving straight down the 18th hole. Newell 3 putted the 11th and 12th greens, and then decided to put in a bid to reclaim the title as the player with the most career Newell's (score of 10 or more) by racking up double digits on the 14th and 18th holes.



Newell had the biggest Newell for the day (13) on the long par 5 hole although he made it look even further by hitting his tee shot 4 fairways across.

By the time he finished the hole he had not only hit a wider drive than even Stu coops could manage but he had also lost a golf ball in the rough, hit a ball out of bounds and three putted the green for a gross return of a Newell plus three.

The 18th hole didn't go much better for Newell either. When he holed his putt and marked double figures on his scorecard for the second time in just 9 holes his playing partners were quick to understand how the term a "Newell" came to have his name attached to it.

When it came to handing out fines after the golf, it was starting to look as though Newell was making a pitch to have every indiscretion named after him. Newell tipped in his maximum \$10, fine and then proceeded to put his hand up for every finable offence. From our understanding Newell's \$10 fine was the culmination of the following actions:

Not hitting passed the ladies tees, having an air-swing, hitting across more than two fairways, a shank, a four putt, throwing a club, and even finishing with the three putt monkey vest. There is no wonder why he finished up as the worst ranked player for the day, and he did all that sober.

Just about the only offence Newell did not commit was putting from on the green to off the green. That particular feat was achieved by SOS when he over cooked a putt from above the hole on the Par 3, 5th hole.

Although the Warburton greens are only very small, they can be lightning quick, because the putting surface is a clover like grass it is perfectly flat and doesn't offer any resistance to slow the ball down. Often the golf ball would roll off the green and finish just off on the fringe of the green, giving a player a short free hit with the flat stick that doesn't count as a putt. Consequently, the putting statistics appear very good this month because there were lots of one putt greens from shots which normally would have stopped on the putting surface.

Having said that Tom Thurecht proved that if you hit the ball high enough then even on the fastest and slopiest green on the course you can still get the ball to stop.

The 6th Green at Warburton is one of the toughest greens on the course. Players hit into it from a an elevated fairway standing with the front feet lower than the back foot. It is a recipe for a skinny or bladed shot that shoots out hard and out the back. To make matters worse the green also runs from front to back so even a well struck approach usually runs across the putting surface.

Over the years it has not been unusual to see a player putt from on the green to off the green and there have been times when a ball hit up the green has rolled back to where it was initially struck from.

Tom Thurecht was having his first outing at the Warburton course and he proved that the greens aren't as hard to play as others make them sound. Tom found that if the ball high enough and straight enough it was still possible to hit the greens. On the 4th hole he flushed an iron straight at the flag stick it stopped, propped reversed and set him up for a very makeable uphill birdie putt. Which he comfortably sunk.

On the 6th green there was no back spin, however there was never any fear of the ball rolling off the green as a perfectly struck 52 degree wedge soared into the sky and the came to land like an elephant in a mud putt.



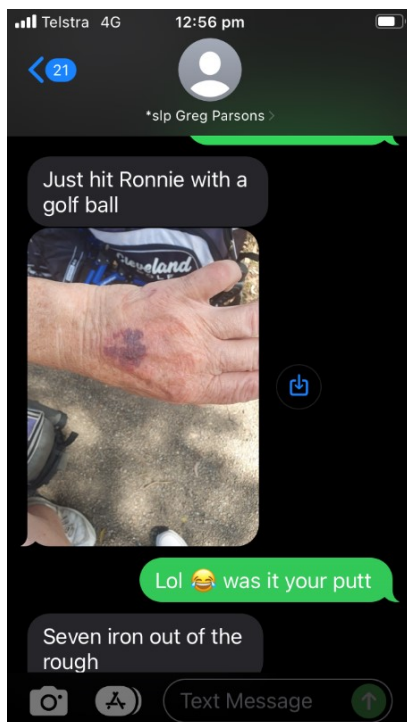
There were 5 chip-ins from off the green, both Adam and Stu Cooper used the flat stick from off the green to minimize their putting numbers. Graeme Foster had an exceptional day as he chipped in twice from off the green which was a great way of eliminating the effects of his five three putt greens. Jayden Orger also had a noner, his came on the 13th green which was a tough pin position, and this shot salvaged a par from an otherwise difficult position to be hitting from.

Zac Harford used the putter just 12 times on the front nine, he had a streak of 6 one putts in a row. Sadly, Zac fell apart on the back nine and he even 3 putted the 18th green to finish his debut wearing the flouro yellow vest. Mick Harper kept his round alive with some spectacular scramble saves. While the driver and irons weren't going too well for him, the flat stick pulled him out of trouble time and time again. Mick had the least putts for the day, and with just 28 against his name he helped keep the clubs putting stats down.

1011 putts at an average of 33.17 putts per player is a very good return and proof that the small size of the greens certainly helps. Ronnie parsons was the only player to have 40 putts although given he was playing with only one functioning hand, he can probably be forgiven for letting the rest of the team down.

Poor Ron came into the round with an injury, his right arm was pretty much in a cast after he had a slight incident on the golf course last week. Evidently Ron has taken up having practice rounds at Pakenham on Wednesday mornings with Greg but unfortunately last week their round escalated into a bit of family violence. Depending on which story you would prefer to believe, Greg either accidentally or deliberately flushed a 7 iron into Ronnie from about 70 meters behind him. Depending on whether you believe Greg is chasing a life insurance payout or not, it was either a good shot or a bad one. Ronnie was lucky he didn't catch the ball in the skull as it literally hit his hand which he was holding up directly behind his right ear. Had it not been there to protect his head there was a good chance the ball would have killed him.

Rather than seek first aid, the first thing Greg thought to do was send a message out to his mates telling them all about it.



Given his hand-i-cap Ronnie did well to even complete his round, what's more he performed better than a couple of other guys in the field who did not have a valid excuse for a poor performance. Despite his injury and not even being able to hold the club properly, Ronnie managed to hit all of his drives past the ladies tees, which is more than we can say for some other able bodied members.

Greg Parson opened up the fine jar account with a \$5 donation on the very first hole after his tee shot finished in the garden bed some 9 meters short of the minimum required distance. Dawso and Stu Coops also dipped into their pockets to boost the beer and bangers fund when they too failed to get their golf balls moving in a forward direction.

The tee markers played much further back than we are used to seeing them at Warburton however there is still no excuse for failing to be able to hit the ball at least 30 to 40 meters to get a drive past the red tees.

The 18th hole at Warburton is one of the best looking golf holes you will ever come across, and given the hole drops 70 vertical meters from the tee box to the bottom of the valley it is a very simple prospect for hitting a powerful shot which soars into the air and hangs in the sky for what seems like an eternity. Given the fall of the land and the gradient it is possible to hit almost any club in the bag from a putter to a driver and the golf ball will still roll all the way down the hill.

Eighteenth Hole. Our Best



One of the best finishing holes you will ever play, 450 metres, with tests of nerves all the way. The drive needs accuracy over length, the approach shot needs both. Try and keep your drive centre-left to avoid getting caught on the hill. Enjoy the views and trust that this is the hole you will remember most.



Stu Coops decided to hit a driver off the deck, a little stinger fairway finder was on the cards, but unfortunately he pulled it left into the trees along side the tee box and the next thing he knew he was playing his second shot from behind the squatters tees and \$5 poorer for his efforts.



While some players were struggling to get the ball going forward there were others who were sending it into orbit. The 14th hole was the nominated long drive hole because it is a nice wide fairway and had a down hill gradient to help the ball roll on and gain some momentum. There were some huge drives launched down the picturesque par 5 hole but none went further than Steve Dawsons drive. Dawso creamed a high draw which landed in the speed zone and the just kept going. When the ball finally came to rest it was clearly the longest drive and at 330 meters it has the longest documented drive distance in SLP history, well since we started keeping these statistics anyway. Dawso was left with just a 8 iron into the green and made the most simple of birdies on the hole.



Zac on the other hand got the benefit of some terrible holes which blew out his handicap to 26. Zac fell on the good side of the numbers and managed to place inside the top 10 which is a rare feat for players under the Callaway handicapping system unless the entire field have had a shocker.

Even if a player has an official golf link, as a matter of consistency we still use the Callaway system to calculate a daily handicap.

		Zac	Tom																
Hole	Par	Score	Score			Course:					Warburton	Score	No# used	Adjustment Handicap					
1	4	6	5																
2	4	8	4																
3	3	3	4																
4	4	5	3			68	69	70	71	72	0	Scratch, no adjustment							
5	3	3	4			73	74	75			0.5	worst holes & adjustment							
6	4	9 = 8	4			76	77	78	79	80	1	worst holes & adjustment							
7	4	5	4			81	82	83	84	85	1.5	worst holes & adjustment							
8	5	7	5			86	87	88	89	90	2	worst holes & adjustment	86	2	6	6	-2	10	
9	3	4	3			91	92	93	94	95	2.5	worst holes & adjustment							
10	4	4	5			96	97	98	99	100	3	worst holes & adjustment	100	3	8	8	8	2	26
11	4	8	6			101	102	103	104	105	3.5	worst holes & adjustment							
12	3	5	4			106	107	108	109	110	4	worst holes & adjustment							
13	4	5	6			111	112	113	114	115	4.5	worst holes & adjustment							
14	5	6	6			116	117	118	119	120	5	worst holes & adjustment							
15	3	5	6			121	122	123	124	125	5.5	worst holes & adjustment							
16	4	5	5			126	127	128	129	130	6	worst holes & adjustment							
17	4	5	4																
18	4	7	8																
		Gross	100	86															
		*Handicap	26	10.0			-2	-1	0	1	2	Add or Deduct from Handicap							
		Net Score	74	76															

After the January round in response to some blistering scores the handicapper got busy taking strokes off everybody and anybody. It seems he might have got a wee bit aggressive and slash happy because this month he has reversed many of those strokes and in some cases given back even more than was taken in the first instance.

Only Brent Douglas, Peter Alphabet, and Peter McArthur were cut back shots. Macca was the hardest hit, he lost another 1.1 strokes as he handicap rockets down towards single figures.

Colin Ewart is making a pitch towards being the highest handicapped player as he loaded up nearly a full shot on his handicap taking him out to 31.5 narrowing the gap on Rick who was only given 0.1 strokes this month. Greg Parsons received one of the biggest handicap corrections, his handicap was loaded up by 0.7 strokes and that new handicap 28.2 will be his baseline for how will his new golf clubs go and whether they improve his game going forward.

It has been a while since Dale Robinson graced us with his presence and the handicapper has identified that look of practice is showing in his normally consistent game. Dale will start the Centenary Park round in March with 3/4 of a shot more than he had this month.

HANDICAPS

The changes to player's handicaps are as follows:

Player:	New Handicap	Was	H/Cap Change		Player:	New Handicap	Was	H/Cap Change
Adam Cooper	17.8	17.8	0		Mark Sfiligoj	18.2	18.2	0
Andrew Clarke	15.3	15.3	0		Mick Harper	7.4	7.4	0
Anthony Emmerson	14	14.0	0.1		Newell Richards	19	19	0
Barry Hemsley	26.3	26.3	0		Peter Calyvopoulos	16.3	16.5	-0.2
Ben Nichol	20.2	20.2	0		Peter McArthur	11.6	12.7	-1.1
Brendan Brewster			3 rds rq'd		Phil Plane	27.6	27.6	0
Brent Douglas	15.1	15.2	-0.1		Rick Turcinovic	33.3	33.2	0.1
Cam Douglas	22.1	22.1	0		Rick Smith	Callaway 25		1 rds rq'd
Cameron Ross	25.4	25.4	0		Ron Parsons	23.2	23.2	0
Chris Sfiligoj	23.8	23.8	0		Shane Cumming	11.1	11.1	0
Chris Westhead	30.5	30.5	0		Simon Galloway	28.6	28.1	0.5
Colin Ewart	31.5	30.7	0.8		Steve Dawson	17	17.2	-0.2
Dale Robinson	16.9	16.2	0.7		Steve OSullivan	8	8	0
David Burns	24.6	24.6	0		Steve Powne	16.8	16.8	0
Gerard MacIsaac	8.2	8.2	0		Stuart Cooper	11.8	11.5	0.3
Glenn Douglas	16.7	16.7	0		Thomas Cooper	21.5	22	-0.5
Graeme Foster	19.7	19.6	0.1		Tim Emmerson	20.4	20.4	0
Greg Parsons	28.2	27.5	0.7		Todd Neilson	18.4	18.3	-0.1
Jake Schmidt	22.1	21.5	0.6		Tom Thorn	20.1	20.1	0
Jamie Brunton	23.5	23.8	0.3		Tom Thurecht	Callaway 10		2 rds rq'd
Jaxon Fitzpatrick	30	30	0		Tony MacIsaac	27.2	27.2	0
Jaydon Orger	14.7	14.7	0		Trevor Kershaw			3 rds rq'd
Karl Schulze			0		Warren Perrett	24.1	24.1	0
Mark Fitzpatrick	18.9	18.9	0		Wayne James	11.8	11.8	0
					Zac Harford	Callaway 25		2 rds rq'd

As a new member of the Social Club the Callaway Handicapping system is used to give the player a daily played to handicap for the first couple of rounds. Once they have played 3 rounds, they are given a temporary club handicap using the original AGU handicapping system. After 5 rounds they are then switched across to the current slope handicapping system.

Even if a player has an official golf link, as a matter of consistency we still use the Callaway system to calculate a daily handicap.

For those people interested in the mechanics of the handicapping system it can be best explained as the following.

How to calculate a GA Handicap

To calculate a player's GA Handicap:

- you must firstly identify the player's most recent 20 scores,
- you then determine the 'Played To' value for each of these scores,
- you average the best 8 'Played To' values,
- and finally you multiply this average by 0.93. The resultant figure (to one decimal place) is the player's GA Handicap.

* If a player's handicap record contains a lesser number than 20 scores, the number of scores used to calculate the player's handicap is as listed in the table below.

* There is no requirement for a player's most recent 20 scores to have been returned within a specific timeframe. For example, the most recent 20 scores may span a period of three years or they may span a period of three months.

* Once a player's handicap record contains 20 scores, the next score they return will result in the oldest of the existing 20 scores being removed (to be replaced by the new score).

Full Technical Procedure for Calculating a GA Handicap STEP 1 – Use the table below to determine the number of scores to be included in the GA Handicap calculation:

Number of Scores in Player's Handicap Record

5 to 6
7 or 8
9 or 10
11 or 12
13 or 14
15 or 16
17 or 18
19 or 20

Scores to be Used in the Calculation

Best/Lowest 1
Best/Lowest 2
Best/Lowest 3
Best/Lowest 4
Best/Lowest 5
Best/Lowest 6
Best/Lowest 7
Best/Lowest 8

Note: When the handicap record contains more than 20 scores, the GA Handicap calculation uses the best 8 of the player's most recent 20 scores.

Adjusted Handicap after current round

Handicap before current round

The reason Douggo's handicap went out was because his 20th round (Yarrambat) was a flagged round which dropped off and it was therefore replaced by his new 8th best round which was at Centenary Park but it was nearly 2 shots worse score.

A score of 18.5246 was replaced by 20.8158 meaning his handicap goes out.

Next month a flag round isn't dropping off which means Douggo's handicap will definitely not go out however his handicap could possibly come in so long as a has a score of better than **20.8158**.

PLAYER	Course Name	Adjusted	Course P	Course R	Slope Rat	Score Differential
Glenn Douglas	16.7					
1	Gardiners Run	100	72	70	122	25.9344
2	Shepparton	96	72	71	127	21.3543
3	Churchill Park	95	72	71	126	20.627
4	Ringwood	90	70	67	109	20.7339
5	Werribee Park	99	72	72	131	23.2901
6	Devil Bend	89	71	70	125	16.272
7	Dorset	89	69	66	106	21.3208
8	Centenary Park 2022	89	71	70	114	17.8421
9	Gardiners Run	85	72	70	122	12.041
10	ClubBarham	97	73	73	127	21.3543
11	Spring Park	91	66	64	113	25
12	Warburton	91	69	69	121	20.5455
13	ClubBarham	98	73	73	127	22.2441
14	Morack	97	70	67	124	24.6048
15	Bayview	95	70	67	125	22.6
16	Devil Bend	98	71	70	125	24.408
17	Centenary Park	93	72	70	114	20.8158
18	Warburton	93	69	69	121	22.4132
19	Gardiners Run	88	72	70	122	14.8197
20	Morack	98	70	67	124	25.5161
	No# of rounds	20				
Course Ratings & Slope Look-up:						

PLAYER	Course Name	Adjusted	Course P	Course R	Slope Rat	Score Differential
Glenn Douglas	16.4					
2	Shepparton	96	72	71	127	21.3543
3	Churchill Park	95	72	71	126	20.627
4	Ringwood	90	70	67	109	20.7339
5	Werribee Park	99	72	72	131	23.2901
6	Devil Bend	89	71	70	125	16.272
7	Dorset	89	69	66	106	21.3208
8	Centenary Park	89	71	70	114	17.8421
9	Gardiners Run	85	72	70	122	12.041
10	ClubBarham	97	73	73	127	21.3543
11	Spring Park	91	66	64	113	25
12	Warburton	91	69	69	121	20.5455
13	ClubBarham	98	73	73	127	22.2441
14	Morack	97	70	67	124	24.6048
15	Bayview	95	70	67	125	22.6
16	Devil Bend	98	71	70	125	24.408
17	Centenary Park	93	72	70	114	20.8158
18	Warburton	93	69	69	121	22.4132
19	Gardiners Run	88	72	70	122	14.8197
20	Morack	98	70	67	124	25.5161
21	Yarrambat	92	72	70	122	18.5246
	No# of rounds	20				
Course Ratings & Slope Look-up:						

Let us hope that Glenn shows up next month because he was a No Show, he claims he had family commitments that he couldn't get out of although there is a lot of suspicion that he was just staying away to avoid having to wear the Beer Wench vest.

In Glenn Douglas's absence Colin Ewart was a good sport and picked up the responsibility of wearing the beer wench vest. Douggo will be donating a \$10 fine for failing to fulfill his obligation however under the rules of the club the next person in line who is in attendance must wear the vest. The way Colin played on Sunday he certainly represented the Beer Wench vest well. He nearly hit Todd Neilson twice with errant shots and his air swing on the 18th hole was a sight to be seen.

Click on the link to view the video

https://youtube.com/shorts/TU_6HKgEZdg?feature=share



On the 17th hole Colin had hit his ball down into the scrub alongside the fairway. When he found his ball he was left with the difficult situation of a side angle stance with his feet nearly 40cm higher than the golf ball. It was a precarious position and Todd Neilson was not comfortable to be in close proximity to Colin playing the shot especially since just four holes before Colin had accidentally hit a ball into him.

Barry Hemsley was not sure why Todd was turning up almost side saddling him in the golf cart, Colin was too close and Todd was nervous. There was no telling where Colins next shot might end up, however I don't think anyone other than Todd could have predicted that he would hit the ball flush into the golf cart, it just missed Todd, bounced off the wind shield and bounced out the other side nearly taking Barry's arm out in the process. The ball came to rest in the fairway back behind where Colin had played his previous shot from and how it didn't shatter the windscreen or hit someone is anyone's guess.

Jake Schmidt had some rebound action on the 9th hole. He knocked his ball straight into the creek running across the fairway, however instead of disappearing into the water the ball ricocheted off a rock and bounced 40 meters into the air before coming to rest up near the front edge of the green.

Zac and Rick did not quite have the same fortune when it came to hitting their golf balls into the creek. On the 6th hole both boys were playing 5 off the tee. The 6th tee box was very intimidating as the marker had been set up right at the back, recessed into a cutting in the bush. A wooden barrier fence made the drive all the more stressful because a skinny hook would result in the ball bouncing straight back at your head.

Ricks first drive missed the fence and even the fairway by 45 degrees. He hit a shank straight across the 5th green. Zac took a similar line however he had more smash factor on the ball and it disappeared over the 5th tee and bounced into the back yard of a local residence. In both cases the reload was an over correction and the boys pulled their third shots left and deep into the creek never to be seen again. There is nothing more daunting than standing on the tee with 4 shots on the card and still not having a ball in play. Although both boys managed to get the ball moving forward with their 5th shots the damage was already done. Zac scrambled his way down the hole to salvage a 9, whereas Rick went on to post his 91st career Newell (score of 10 or more) and a big one at that.



As spectacular as the scenery is and as pretty as the creek may be, there is no joy in looking for an errant shot hit along the river bank. Greg Parson hit his tee shot on the 5th hole across the 6th fairway and into the marked hazard. After a long search he was unable to find his Srixon 3 with the initials GP written on them although he did find 7 other balls in the general vicinity and amazingly they were all Srixons, just not his one.

The trees at Warburton are no more forgiving than the creek areas. Some of the trees that grow through the course are hundreds of years old and if you get stuck behind them there is no escape route to the green. The pines and gums around the course dispel the age old myth that trees are 90% air. When it comes to playing golf at Warby they are clearly 100% wood.

If you are Stu Coops and you have already used up your entire handicap strokes after just 6 holes then the trees no longer pose as an issue.



While everyone else was playing a conservative line on the 17th tee Stu was chasing the prospect of driving the green by trying to launch his tee shot over the corner.

The 18th hole was even more aggressive with a hybrid from 220 meters out chasing a window in the forest landscape.

Click on the video links to see if these hail mary golf shots paid off.

Google link 17th hole

https://youtube.com/shorts/CtSFXW_Du8U?feature=share

Google link 18th hole

<https://youtube.com/shorts/p0Q2MTL-Gos?feature=share>



Warburton has been a challenging course over the years and it had accounted for 143 of the 1644 Newells the SLP crew have accrued over the years. Perhaps the knowledge helped our members because at the end of the round there was only 56 Newell’s scored for the day and 66 percent of those had been made by the two most prolific Newell scorer’s in the club. Newell had a 13 (Newell plus 3) on the 14th hole and then reached double figures again on the last hole of the day.

Rick Turcinovic took a dozen strokes to complete the 6th hole and then he met his Nemesis hole a couple of holes later. Rick was flagged as having 8 Newells from 11 attempts on the 8th hole, so the odds were pretty solid that he would post a big number on the hole again. Rick had a strategy and he thought if he played all of his shots down the 7th fairway then it would count as a Newell on the 8th hole however when he knocked his putt in the hole he was disappointed to hear that the score would still be recorded for posterity as another Newell on the 8th hole.

NEWELL'S		WALL OF SHAME	
			
Rick Turcinovic	6th Hole Par 4 (12)		Chris Sfiligoj 14th Hole Par 5 (10)
Rick Turcinovic	8th Hole Par 4 (10)		Newell Richards 14th Hole Par 5 (13)
Thomas Cooper	13th Hole Par 4 (11)		Newell Richards 18th Hole Par 4 (10)
		<div> "A Newell," is a golfing term defined as "A score of 10 or more shots on a single hole." </div>	

If you want to check out who else has made a Newell, then you can click on the link to go to the honour board on the website [Newell’s – Sunday Leave Pass](#)

We keep track of the birdies made each month and they are recorded for posterity on the website, [Birdies – Sunday Leave Pass](#)

This month’s inductees included:

With Warburton being a relatively short course it was a great opportunity to post a sub par score. Peter Alphabet and Thomas Cooper had multiple birdies and 10 other members added their names to the ever growing birdie hall of fame. Interestingly no one converted a NTP shot into a tweeter which was strange especially since some of the shots were in tight to the flag.

The Birdie Crew

Stuart Cooper	1st Hole Par 4		Peter Calyvopoulos	11th Hole Par 4
Jayden Orger	1st Hole Par 4		Mick Harper	11 th Hole Par 4
Tom Thurecht	4th Hole Par 4		Graeme Foster	13 th Hole Par 4
Thomas Cooper	6th Hole Par 4		Steve Dawson	14 th Hole Par 5
Thomas Cooper	7th Hole Par 4		Jayden Orger	16th Hole Par 4
Newell Richards	10 th Hole Par 4		Peter Calyvopoulos	16th Hole Par 4

If you want to check out who else has made a Newell, then you can click on the link to go to the honour board on the website [Birdies – Sunday Leave Pass](#)



The 2023 Champion of Champions has made his season return in style, although he did not quite claim the monthly crown, he finished in style and posted a Nett score 70 to place second for the month. It was Peter McArthur who dominated the field, Peter has shown so much promise since his debut in 2022 however his putter has let him down. This month Pete went the full course without a three putt green and the reward was 15 championship points and a \$30 Drummond Golf voucher to go along with his maiden monthly crown.

Results for Warburton were as follows:

Ranking	1	2	3	4	5	6	7	8	9
Player	Peter McArthur	Todd Neilson	Jamie Brunton	Peter Calyvopoulos	Steve Dawson	Brent Douglas	Mick Harper	Simon Galloway	Zac Harford
Score	82	90	96	90	91	88	81	104	100
Handicap	14	20	25	18	19	16	8	30	Callaway 26
Nett Score	68	70	71	72	72	72	73	74	74
Points	15	14	13	12	11	10	9	8	7
Ranking	10	11	12	13	14	15	16	17	18
Player	Jayden Orger	Steve OSullivan	Dale Robinson	Thomas Cooper	David Burns	Tom KellyThorn	Rick Smith	Tom Thurecht	Steve Powne
Score	91	84	92	99	102	98	101	86	95
Handicap	16	9	17	24	26	22	Callaway 25	Callaway 10	18
Nett Score	75	75	75	75	76	76	76	76	77
Points	6	5	4	3	2	1	1	1	1
Ranking	19	20	21	22	23	24	25	26	27
Player	Adam Cooper	Barry Hemsley	Rick Turcinovic	Colin Ewart	Jake Schmidt	Greg Parsons	Chris Westhead	Stuart Cooper	Chris Sfiligoj
Score	96	105	114	111	101	109	113	92	106
Handicap	19	28	36	33	23	29	33	12	25
Nett Score	77	77	78	78	78	80	80	80	81
Points	1	1	1	1	1	1	1	1	1
Ranking	28	29	30	31	32	33	34	35	36
Player	Ron Parsons	Graeme Foster	Newell Richards						
Score	107	98	105						
Handicap	25	14	20						
Nett Score	82	84	85						
Points	1	1	1						

For those players not familiar with the scoring process, listed below is the format we use in Sunday Leave Pass competitions.

Once all of the players are ranked then the Seasons Championship points are allocated according to the position in the field.

The player in 1st place gets 15 points, 2nd place 14 points, 3rd place 13 points, etc. etc. Any player who completes the round however finishes ranked outside the top 14 and is placed between 15th spot to BeerWench then they are all allocated 1 championship point for attending.

For the benefit of the newcomers or the uneducated we thought it would be a good opportunity to go through the player rankings and point scoring system again.

Sunday Leave Pass competitions are run using Stroke so you need to count every shot that you play and you need to finish every hole. Each player's Nett total score is then calculated by deducting the players handicap from the Gross score. If a player doesn't have an official Sunday Leave Pass handicap, then a temporary played to handicap is allocated on the day using the Callaway handicapping system.

Once the players Nett score is calculated they are ranked from lowest score (Monthly title winner) to highest score. (BeerWench) Where more than one player has the same Nett Score then the place allocations are decided based on a countback system.

The countback is calculated using the total No# of stableford points scored on the back nine holes. In the event that both players had the same score over the 18 holes then the count back

This month it was Peter Mac Arthur who stepped up to the plate and played out of his skin. Pete is only a few rounds into his Sunday Leave Pass career however he is already proving himself a force to be reckoned with. Pete is sneaky long off the tee and his iron play is very solid. The difference between this month and his previous efforts was Peter’s putting. The small greens and Warbuton worked in his favor, for the first time ever Pete went 18 holes without a three putt green. He finished the round using the flat stick only 29 times, and with a Nett score of 68 he was two shots clear of the pack and could sign off for his first career title.

Todd Neilson has a good record at Warburton, he has never had a Newell at Warby, we are still trying to work out whether this is because the course suits his game style and he plays it well or because he only has 9 fingers and therefore he can not count to 10.

For the newcomers, we have included a brief description of how the countback system works.

When more than one player has the same Nett Score (such as in the example below from Gardiners Run then the place allocations are decided based on a countback system.

The count back system is formulated as the following. *Total number of stableford points scored on the back nine holes.

*In the event that both players have the same stableford score on the back nine it then reverts to the number of stableford points scored on the eighteenth hole. If this is the same then it goes to the 17th hole, 16th hole, 15th hole etc. until a player has a better hole and therefore a higher stableford score than the other.

The table blow shows examples of the countback system in action as it occurred at Warburton.

In this instance both Peter and Steve had Nett 72 after their handicap was deducted from the Gross Scores. So, we go back to a countback.			
In this example Pete wins because he scored 19 stableford points on the back nine Holes (10-18) and Dawso is relegated back a place because his back 9 holes only yielded 17 stableford points.			
If in the event that the countback, then identifies that both players have had the same stableford points score on the back nine then we go back to the individual holes starting from the 18 th hole and compare results until a player had a standout result. In the example shown on the right both Dale and Thomas Cooper finished their rounds equal with Nett 75. Then on the back nine holes each also had 16 Stableford points. On the 18 th both boys played to their handicaps. The par 4 17th hole was the deciding hole because on that hole Dale had a Bogey for a Nett return of 2 stableford points whereas Thomas made a double bogie on the short dogleg par 4 hole which ultimately cost him the higher points ranking because he only yielded 1 stableford point. Consequently, Dale wins the countback and Thomas is relegated back to a lower place and gets the lower points on offer.			
This is the longest countback I can remember and if the scores on 15th hole then it would have gone back to the next hole which would have altered the results and Jayden would have been given the chocolates....PLEASE			
NOTE THAT THE COUNT BACK IS ON HOLES 10-18 irrespective of whether it is a two-tee start, a normal hit off from the first hole or as in the case of this month at Cape Schanck where, we hit off both the 1st and 10 th holes. It is always the 10 th to 18 th holes and if one person starts on the 10 th hole and the other hits off the first hole then it still remains exactly the same formula.			
Holes	10-18	Holes	10-18
Peter	Steve	Dale	Thomas
Calyvopoulos	Dawson	Robinson	Cooper
90	91	92	99
18	19	17	24
72	72	75	75
+0	+1	+2	+2
+4	+3	+3	+1
+2	+1	+0	+4
+2	+3	+1	+0
+2	+4	+3	+3
+2	+2	+1	+2
+4	+1	+2	+1
+2	+1	+2	+1
+1	+1	+2	+2
+19 pts	+17pts	16pts	16pts

Although all Sunday Leave Pass rounds are scored as stroke events, we use the stableford scoring system to run a skins competition across the entire field.


“SKINS” are distributed to those players good enough to win a hole outright. If more than 1 player got the lowest score on a hole it is Jackpotted until an outright winner occurs.

Just a reminder that for every round you play you are automatically awarded a raffle ticket to go towards the end of year raffle, then extra tickets are issued if you wear the official club shirt. Plus, the monthly winner has the option of exchanging the number of balls owed to Raffle tickets for the end of year prize draw as can be any nearest to pin or long drive or other ball prizes.

1	Jayden Orger	Number of skins won			
2	Jackpot	Jamie Brunton	x5	Graeme Foster	x1
3	Jackpot	Thomas Cooper	x4	Jayden Orger	x1
4	Tom Thurecht	Tom Thurecht	x3	Peter Calyvopoulos	x1
5	Jackpot	Newell Richards	x2	Adam Cooper	x1
6	Thomas Cooper				
7	Thomas Cooper				
8	Adam Cooper				
9	Jackpot				
10	Newell Richards				
11	Peter Calyvopoulos				
12	Thomas Cooper				
13	Graeme Foster				
14	Jackpot				
15	Jackpot				
16	Jackpot				
17	Jackpot				
18	Jamie Brunton				

Winners are grinners, and this months other Novelty Prizes were claimed by the following players,

Longest Putt Chris Sfiligoj (341cm) (Raffle Ticket)



How it works

The first group place a marker on the green at the point where the ball was located when the ball was first holed. The intention is then to see who manages to sink the longest putt on that hole. Over the duration of the day. The marker moves further and farther back and around the green as we drop in those 8' and 10' footers for par, bogey, double bogey or even a Newell.

This month the prize was won by: Chris Sfiligoj. Chris rolled the ball straight into the middle of the cup from 340 centimetres away.

Winners of Longest holed Putt Jan (Newell Richards) 805cm. Feb (Chris Sfiligoj) 340cm Mar (TBA) cm Apr (TBA) cm	May (TBA) cm Jun (TBA) cm Jun (2) (TBA) cm Jul (TBA) cm Aug (TBA) cm	Sep (TBA) cm Oct (TBA) cm Nov (TBA) cm
---	--	--

This year we have decided to try to keep a record of the winning distances for the longest drive competition, we might even incorporate a few extra trophies and a long drive play off on the golf trip just to spice things up a bit. Steve Dawson is currently holding the longest long drive and at 330 meters it might just take something special to knock him off.

We will need someone in the group to measure the longest drive distance back to the tee and write it on the marker along with the persons name. In this day and age there is always someone in each group who has either a watch with distance measuring capacity or a rangefinder to calculate the distance of a drive.

Nearest to the pin prizes were won by:

- 3rd Hole Steve O’Sullivan (Raffle Ticket)
- 5th Hole Stuart Cooper (Raffle Ticket)
- 9th Hole Steve Dawson (Raffle Ticket)
- 12th Hole Thomas Cooper (Prize Ball)
- 15th Hole Stuart Cooper (Raffle Ticket)
- Nearest to Pin 2nd Shot (Competition not run)
- Longest Drive Steve Dawson 330meters (Raffle Ticket)
- Longest Putt Chris Sfiligoj 340cm (Raffle Ticket)

Reminder

The ball must be clearly on the CUT surface of the green or fairway to win NTP or longest drive. If it is not on the fairway it doesn't count.



Winners of Longest drive Jan (Jayden Orger) 277m. Feb (Steve Dawson) 330m Mar (TBA) cm Apr (TBA) cm	May (TBA) cm Jun (TBA) cm Jun (2) (TBA) cm Jul (TBA) cm Aug (TBA) cm	Sep (TBA) cm Oct (TBA) cm Nov (TBA) cm
---	--	--

It is a rare site to see Stu Coopers name on the NTP markers especially twice in the same round. Stu could have put an exclamation point against a very challenging day had he only been able to sink either of his 8 foot birdie putts on the par 3 holes.

Thomas is no stranger to the NTP holes, he has almost racked up as many NTP titles as his dad despite only playing 200 games less during his career. Thomas claimed a prize on the 12th hole, although his ball was only on the green by about 5cm however it was still the nearest to the pin and that was all that was needed on a green where the prize rarely goes off at all.

It seems that the players in the last groups may have been picking their prizes this month. Five of the seven winners of the novelty prizes coincidentally happened to be in the final groups and responsible for collecting the markers.

The championship points leaderboard has been reset for season 2023 and is back up and running. Simon Galloway has been a consistent performer this year and with two top 10 finishes from his two starts, Simon is leading the place rankings. Likewise Brent Douglas has been consistent without claiming a win and he is just 2 shots behind the current leader. A victory is the surest way to jump your name up the ladder and so Thomas and Macca are still firmly entrenched at the pointy end, having been awarded 15 points for their respective wins.

Jamie Brunton has made a good early start to this season however he will be sure to drop back in the field as the footy season starts and rounds played becomes scarcer.

Place Standings for 2023:

Ranking	Player	Rounds	Points	Ranking	Player	Rounds	Points
1	Simon Galloway	2	21	25	Gerard MacIsaac	1	1
2	Brent Douglas	2	19	26	Colin Ewart	1	1
3	Thomas Cooper	2	18	27	Ben Nichol	1	1
4	Peter McArthur	2	17	28	Andrew Clarke	1	1
5	Steve Dawson	2	17	29	Mark Sfiligoj	1	1
6	Jamie Brunton	2	16	30	Mark Fitzpatrick	1	1
7	Todd Neilson	1	14	31	Greg Parsons	1	1
8	Wayne James	1	14	32	Glenn Douglas	1	1
9	Jayden Orger	2	13	33	Gerard MacIsaac	1	1
10	Rick Turcinovic	2	13	34	Chris Sfiligoj	1	1
11	Peter Calyvpoulos	1	12	35	Barry Hemsley	1	1
12	Chris Westhead	2	12	36	Ben Nichol	1	1
13	Dale Robinson	2	12	37	Andrew Clarke	1	1
14	Stuart Cooper	2	11	38	Adam Cooper	1	1
15	Mick Harper	2	10	39			
16	Steve Osullivan	2	9	40			
17	Zac Harford	1	7	41			
18	Jake Schmidt	2	6	42			
19	Steve Powne	2	2	43			
20	Ron Parsons	2	2	44			
21	Rick Smith	2	2	45			
22	Newell Richards	2	2	46			
23	Graeme Foster	2	2	47			
24	David Burns	1	2	48			
25	Colin Ewart	2	2				
26	Tom Thorn	1	1				
27	Tony MacIsaac	1	1				
28	Tom Thurecht	1	1				

2022 Points Champ



Mick Harper
88 points



The 2023 season is sponsored by Drummond Golf Mitcham

Golf Balls and prizes are owed to the following people:

Peter McArthur \$30 Drummond voucher Winner at Warburton

TODDS CHAMPION OF CHAMPIONS HIT LIST.

Player Name	Rounds	Player Name	Rounds	Player Name	Rounds
Adam Cooper	1	Grant Kelly	1	Ron Parsons	10
Andrew Clarke	7	Greg Parsons	10	Shane Cumming	9
Anthony Emmerson	7	Greg Spence	2	Shaun Kiep	2
Barry Hemsley	10	Jake Schmidt	7	Simon Galloway	Paid
Ben Nichol	8	Jamie Brunton	Paid	Steve Dawson	12
Brent Douglas	5	Jaxon Fitzpatrick	9	Steve Osullivan	Paid
Cam Douglas	4	Jayden Orger	6	Steve Powne	11
Cameron Ross	3	Leigh MacIsaac	8	Stuart Cooper	13
Chris Sfiligoj	7	Mark Fitzpatrick	10	Thomas Cooper	9
Chris Westhead	9	Mark Sfiligoj	7	Tim Emmerson	5
Celin Ewart	Paid	Nick Harper	12	Todd Neilson	9
Dale Robinson	1	Newell Richards	8	Tom Harold	1
David Burns	4	Peter Calyopoulos	5	Tom Thorn	11
David Page	1	Peter Harold	1	Tony MacIsaac	5
Duan Robinson	2	Peter McArthur	6	Warren Perrett	1
Gerard MacIsaac	7	Phil Plane	11	Wayne James	11
Glenn Douglas	8	Rick Turcinovic	10		
Graeme Foster	2	Robert Underwood	3		

2022 Champion of Champions



Winner of the blue Jacket and all of its powers for 2023.

For those who have forgotten about the powers bestowed on the Blue Jacket; here is a reminder of how it works.

As the Champion of Champions a player is able to ask any Sunday Leave Pass member to buy him a drink, it is limited to only receiving one drink per member (beer or soft) over the entire year and it can only be done so, if he is wearing the Champion of Champion jacket at the time. This of course does not include new members who did not play at least one or more rounds in season 2022, but not exclusive to those who attended the golf trip. So, if he manages himself correctly, he should be looking at up to 51 free beers or soft drinks over the next 12 months. Now, that is a prize worth aspiring for.

The other condition is that the player must be the one who consumes the drink, he cannot use his power to buy beverages for anyone else. There is also a catch where, if the wearer of the blue jacket asks someone who has previously shouted him a drink, then he must immediately buy them a drink instead. The Champion of champions can also kick in the balance of \$2 per shout to upgrade his beer to bourbons if he prefers to.

Remember that the Champ must be wearing the jacket, He must continue to wear the jacket while he is drinking. If it is too hot to wear the Champion of Champions jacket, that is OK, just choose not to wear it and then you are not eligible for a free drink. All purchased drinks are to be opened so they cannot be taken home for future consumption or to give to dinner guests or visitors. A traveller for the drive home is also OK, so long as it is opened, and the jacket wearer is the one who drinks it.

Remember: In order, to qualify as the Champion of Champions a member just needs to win a monthly title. All of the winners from the monthly championships who are attending the golf trip will then play off for the title based on total accumulated stableford points from 9x Randomly selected holes. The Winner is the person with the most points over those 9 nominated holes, and in the event of a tie then a Countback to determine the winner applies.

NOTE: The Winner of the December title is also eligible to win the competition however they only get to count their scores by using only 8 Randomly selected holes.

Monthly winners eligible for Champion of Champions playoff in 2023

January (**Thomas Cooper**) 90 Nett [66]. February (**Peter MacArthur**) 82Nett [68]

March (**TBA**) ?? Nett [??], April (**TBA**) ?? Nett [??], May (**TBA**) ?? Nett [??], May 2 (**TBA**) ?? Nett [??], June (**TBA**) ?? Nett [??], July (**TBA**) ?? Nett [??], August (**TBA**) ?? Nett [??], September (**TBA**) ?? Nett [??], October (**TBA**) ?? Nett [??], November (**TBA**) ?? Nett [??], December (?????????)

Monthly winners eligible for Beer Wench of Beer Wenches playoff in 2023

January (**Glenn Douglas**) 100 Nett [84]. February (**Newell Richards**) 105 Nett [85],

March (**TBA**) ?? Nett [??], April (**TBA**) ?? Nett [??], May (**TBA**) ?? Nett [??], May 2 (**TBA**) ?? Nett [??], June (**TBA**) ?? Nett [??], July (**TBA**) ?? Nett [??], August (**TBA**) ?? Nett [??], September (**TBA**) ?? Nett [??], October (**TBA**) ?? Nett [??], November (**TBA**) ?? Nett [??], December (?????????)



[YES I want to take part in the golf trip this year](#)

[No I will not be going on golf](#)

GOLF TRIP CONFIRMATION STATUS

Shepparton 8th-10th December Cost is \$395

Golf trip Booking Status Confirmed & Deposit Paid

Adam Cooper	UNKNOWN		Mick Harper	UNKNOWN	
Andrew Clarke	YES		Newell Richards	YES	Paid \$100
Anthony Emmerson	UNKNOWN		Peter Calyvpoulos	UNKNOWN	
Barry Hemsley	UNKNOWN		Peter McArthur	UNKNOWN	
Ben Nichol	UNKNOWN		Phil Plane	UNKNOWN	
Brent Douglas	UNKNOWN		Rick Smith	UNKNOWN	
Cameron Ross	UNKNOWN		Rick Turnicovic	UNKNOWN	
Chris Sfiligoj	UNKNOWN		Rob Underwood	UNKNOWN	
Chris Westhead	UNKNOWN		Ron Parsons	UNKNOWN	
Colin Ewart	YES	Paid \$90	Shane Cumming	UNKNOWN	
Dale Robinson	UNKNOWN		Simon Galloway	UNKNOWN	
David Burns	YES		Steve Dawson	YES	
Gerard MacIsaac	YES		Steve O'Sullivan	YES	Paid \$50
Glenn Douglas	UNKNOWN		Steve Powne	YES	
Greg Parsons	UNKNOWN		Stuart Cooper	YES	
Jake Schmidt	UNKNOWN		Thomas Cooper	YES	Paid \$50
Jamie Brunton	YES		Tim Emmerson	UNKNOWN	
Jayden Orger	YES		Todd Neilson	YES	
Jaxon Fitzpatrick	YES	Paid \$295	Tom KellyThorn	UNKNOWN	
Karl Schulze	UNKNOWN		Tony Macisaac	YES	Paid \$50
Mark Fitzpatrick	YES	Paid \$385	Warren Perrett	UNKNOWN	
Mark Sfiligoj	UNKNOWN		Wayne James	UNKNOWN	

[YES I want to take part in the golf trip this year](#)

[No I will not be going on golf](#)

2023 Fixture

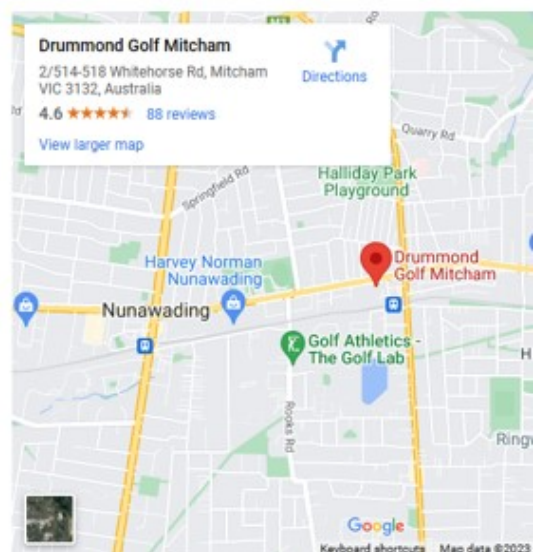
Golf Course & How to get there Directions	Date	Melways Ref	Website links
Centenary Park	26th March 8-08am	100 E 9	www.Centenary Park
Dorset	23rd April 8-33am	51 C 6	www.dorset.com
Spring Park	7th May 8-30am	88 H 7	www.springparkgolf.com.au
Cape Schanck	28th May 7-30am		www.racv.com.au
Bayviews	25th June 8-15am		www.bayviewsgolf.com.au
Devil Bend	30th July 8-04am		www.devilbendgolf.com.au
Werribee Park	27th August 9-15am	259 B 4	www.werribeepark.com.au
Ringwood	24th September 9-05am	63 F 2	www.ringwoodgolfclub.com.au
Churchill Park	29th October 7-30am	82 C12	www.churchillparkgolf.com.au
Yarra Bend	19th November 8-00am		https://yarrabendgolf.com
Shepparton Golf Club	8th – 10th December		www.sheppartongolf.net.au



BIG SWING GOLF

This year we are welcoming a new major sponsor to the mix. Drummond golf Mitcham will become our new monthly sponsor. They have upped the ante and have offered \$30 prize voucher for the monthly winner. Most of our members are already Drummond members, as the club signed you up as lifetime members a few years back however if you are not a Drummond Club member let us know and we will arrange to get you in the system and this way you can also reap the rewards of the savings and deals that a Drummond Club membership brings with it.

MITCHAM DRUMMOND GOLF
FRANCHISEE OWNER : SHAUN ARNST



With the addition of our Drummond Golf sponsorship comes access to the Big Swing simulators. We will be scheduling a couple of SLP social nights into the calendar so make sure you try to get involved in those events when they are held.

Many of our members have already capitalized and made their recent golf purchases at Drummonds.