



**I think I have finally worked out where Greg Parsons is modelling his golf swing from.**



While the SLP golfing season continues to run on, the AFL fixture has drawn to a close which means we can announce the winners of AFL Footy Social Club competitions. It was great to have our members participating in these little extra addons, because it gives us all a bit of interaction and banter to feed off throughout the season when the golf is not delivering quality content.

Well done to the winners, it should be a nice little kick start to the bank balance or perhaps a big deposit to go towards the end of year golf trip.

Congratulations to Westy who claimed the first prize in the SLP foot tipping comp. Westy was a clear winner 4 tips ahead of the next best punter. Wins \$330

2nd and third place prize pool is split between the Supercoach and Todd. Wins \$ 135 each



#	TIPPER	1	4	5	6	7	8	9	10	11	12	13	14	15	16	17	18	19	20	21	22	23	ROUND 24	TOTAL SCORE
1	Westyhead21	23	7	9	6	9	7	7	2	5	4	6	4	7	8	7	9	4	6	7	5	6 (45)	148 (649)	
2	Todd-N	19	7	9	6	9	6	7	3	5	4	4	5	8	8	6	8	3	7	7	6	7 (28)	144 (633)	
3	Mjs Supercoach	21	7	7	6	9	7	5	4	5	4	5	6	8	7	7	9	3	7	7	5	5 (35)	144 (638)	
4	BronOS	20	6	8	5	7	6	6	5	6	3	5	4	7	6	9	6	5	6	8	8	7 (36)	143 (723)	
5	Jamie Brunton	21	7	7	6	9	7	7	4	4	4	4	6	8	7	5	7	4	7	6	7	5 (21)	142 (673)	
6	Granma Lyn	20	7	8	6	9	7	6	3	4	4	4	5	8	8	6	8	3	7	7	5	5 (50)	140 (781)	
7	GPTiges	22	6	8	6	9	7	6	3	5	4	5	4	7	8	6	9	2	6	5	5	6 (44)	139 (771)	
8	Lucas Brunton	19	7	8	7	8	6	7	4	5	5	5	4	8	7	5	7	2	7	7	5	5 (42)	138 (745)	
9	Bluebagger64:)	21	5	8	5	8	6	5	4	5	4	5	3	7	8	7	8	3	7	8	5	5 (7)	137 (666)	



CONGRATULATIONS

# MJS SUPERCOACH

2023 SUNDAY LEAVE PASS PREMIERS

Well Coached, Mark!

	SCORE LAST ROUND	TOTAL SCORE	AVG. PER ROUND
MJS Supercoach 1 Mark	2,530	54,066	2,252.8
Teddy's Top Dogs 2 Todd	2,492	53,243	2,218.5
Mr Damage F C 3 rick	2,419	49,778	2,074.1
Daydream 4 Stuart	2,260	49,644	2,068.5
Bazza's Bozos 5 Barry	2,134	49,005	2,041.9
Saints Disco 6 Simon	2,278	45,215	1,884.0

The Supercoach competition became a clean sweep. Fil won the grand final, scored the most points for the season and had the highest individual weekly round score when he picked up 2648 points.

Fil takes home the entire prize pool of \$150.






## SUNDAY LEAVE PASS 2023



Sponsors of the SLP Social Club



Special thanks to our new hole in one sponsors. Apparently, they saw the odds of anyone making an ace and were more than happy to put some \$\$\$\$ up for grabs.

### FINE SYSTEM

- Not driving lady's tees \$5-00
- Having an air swing \$2-00
- Having 4x putts \$2-00
- Throwing a club \$2-00
- Hitting across 2x fairways \$2-00
- Shank \$2-00
- Double Hit \$2-00
- Putting ball on, back off the green \$2-00
- Three Putt Monkey (18<sup>th</sup> Hole) \$2-00

Any other act performed on the course which is deemed to be deserving of a fine can be put to the group for a vote after the game. \$2-00 Maximum pay



## FINE JAR 2023 \$1287.51



Rank	Points	Player
9.08444		Greg Parsons
7.808988235		Thomas Cooper
7.456153846		Tony MacIsaac
5.990342857		Jayden Orger
5.985371429		Wayne James
5.806877778		Stuart Cooper
5.744771429		Peter McArthur
5.066016667		Simon Galloway
4.58492		Steve Dawson
4.400833333		Todd Neilson
4.29775		Mick Harper
4.13955		Phil Plane
3.996066667		Ron Parsons
3.019773333		Rick Turcinovic
2.964833333		Colin Ewart
2.792685714		Tom Thorn
2.654116667		Chris Westhead
2.571028571		Steve Osullivan
2.555757143		Steve Powne
2.322228571		Barry Hemsley



Player Rank	Points value
1st	45
2nd	37
3rd	32
4th	27
5th	24
6th	21
7th	20
8th	19
9th	18
10th	17
11th	16
12th	15
13th	14
14th	13
15th	12
16th to 30th	11
31st to 34th	10
35th to 38th	9
39th to 43rd	8

### TODDS CHAMPION OF CHAMPIONS HIT LIST.

Player Name	Rounds	Player Name	Rounds	Player Name	Rounds
Acam Cooper	1	Grant Kelly	1	Ron Parsons	Paid
Andrew Clarke	7	Greg Parsons	Paid	Shane Cumming	Paid
Anthony Emmerson	7	Greg Spence	2	Shaun Klep	Paid
Barry Hemsley	10	Jake Schmidt	7	Simon Galloway	Paid
Ben Nichol	8	Jamie Brunton	Paid	Steve Dawson	12
Brent Douglas	5	Jaxon Fitzpatrick	9	Steve Osullivan	Paid
Cam Douglas	4	Jayden Orger	6	Steve Powne	11
Cameron Ross	3	Leigh MacIsaac	2	Stuart Cooper	13
Chris Sfiligoj	7	Mark Fitzpatrick	Paid	Thomas Cooper	9
Chris Westhead	9	Mark Sfiligoj	7	Tim Emmerson	5
Colin Ewart	8	Nick Harper	Paid	Todd Neilson	9
Dale Robinson	Paid	Newell Richards	8	Tom Harold	1
David Burns	4	Peter Calyvpoulos	5	Tom Thorn	Paid
David Page	1	Peter Harold	1	Tony MacIsaac	5
Duan Robinson	2	Peter McArthur	6	Warren Perrett	1
Gerard MacIsaac	7	Phil Plane	11	Wayne James	Paid
Glenn Douglas	8	Rick Turcinovic	10		
Graeme Foster	2	Robert Underwood	3		

### 2022 Champion of Champions



Winner of the blue Jacket and all of its powers for 2023. Todd was a no show again this month so there was no changes to his hitlist.



# FedEx Annual Points Award



Rank	Player	Rnds	Pts	FEDEX score	Rank	Player	Rnds	Pts	FEDEX score
1	Greg Parsons	9	1434	0.0000	26	Brendan Brewster	3	402	-1032.0000
2	Thomas Cooper	10	1407	-27.1700	27	Barry Hemsley	8	390	-1044.0000
3	Jayden Orger	9	1148	-285.7700	28	Shane Cumming	6	378	-1055.5300
4	Brent Douglas	8	1071	-363.0000	29	Tom Thurecht	7	369	-1065.3700
5	Tony MacIsaac	8	1071	-363.4700	30	Ben Nichol	6	365	-1068.8700
6	Wayne James	7	1000	-433.9700	31	Tom Thorn	6	361	-1073.4700
7	Stuart Cooper	10	980	-454.5000	32	Dale Robinson	6	357	-1076.8000
8	Zac Harford	6	954	-480.2000	33	Cam Douglas	1	330	-1104.0000
9	Peter McArthur	9	925	-509.0700	34	Gerard MacIsaac	5	310	-1123.5400
10	Jamie Brunton	5	879	-555.0000	35	Newell Richards	6	310	-1124.3400
11	Simon Galloway	6	778	-656.1700	36	Anthony Emmerson	1	300	-1134.0000
12	Andrew Clarke	6	764	-670.0700	37	Peter Calyopoulos	3	290	-1144.0000
13	Steve Dawson	8	742	-692.0000	38	Heath McLeod	4	285	-1148.8700
14	Ron Parsons	10	654	-780.2700	39	Mark Fitzpatrick	3	273	-1160.5400
15	Mick Harper	8	639	-795.0000	40	Jake Schmidt	3	198	-1236.0000
16	Ben Hall	2	590	-844.0000	41	Graeme Foster	4	189	-1245.5000
17	Todd Neilson	6	583	-850.9700	42	Jaxon Fitzpatrick	3	167	-1266.7700
18	Rick Turcinovic	9	572	-862.1400	43	Cameron Ross	2	132	-1302.2700
19	Phil Plane	6	515	-919.3700	44	Adam Cooper	2	112	-1322.0000
20	Colin Ewart	7	456	-977.7000	45	Robert Underwood	2	107	-1327.0000
21	Glenn Douglas	6	439	-994.8700	46	Chris Sfiligoj	3	105	-1329.0700
22	Trevor Kershaw	2	435	-999.0000	47	Rick Smith	2	99	-1334.5300
23	Steve Powne	8	426	-1008.2400	48	David Burns	2	98	-1336.0000
24	Chris Westhead	7	423	-1011.5000	49	Mark Sfiligoj	2	95	-1338.8000
25	Steve Osullivan	7	417	-1016.8700	50	Warren Perrett	1	37	0.0000
26	Brendan Brewster	3	402	-1032.0000	51	Carl Schwarz	1	36	0.0000
27	Barry Hemsley	8	390	-1044.0000	52				0.0000

Ranking	Points	Major/ Golf trip	Ranking	Points	Major/ Golf trip
1	500	600	23	39	44
2	300	330	24	37	42
3	190	210	25	36	40
4	135	150	26	34	39
5	110	120	27	33	37
6	100	110	28	31	35
7	90	100	29	30	33
8	85	94	30	28	32
9	80	88	31	27	30
10	75	82	32	25	28
11	70	77	33	24	27
12	65	72	34	22	25
13	60	68	35	21	24
14	57	64	36	20	23
15	55	61	37	19	22
16	53	59	38	18	20
17	51	57	39	17	19
18	49	55	40	16	18
19	47	53	41	15	17
20	45	51	42	14	16
21	43	49	43	13	15
22	41	46	44	12	14
			45	11	12

The Fedex Cup Season started on the golf trip 2022 and runs through until the last home and away game held in November 2023. The player with the most accumulated points at the end of the year is crowned the Fedex Cup champion.

FedEx Points are allocated to every player based on their finishing position for each round and there is a higher weighted value to finishing near the top.

There are 3 majors held each season and perform-

## Majors

<b>Shepparton</b>	<b>December</b>
Won by	<b>Jayden Orger</b>
<b>Gardiners Run</b>	<b>January</b>
Won by	<b>Thomas Cooper</b>
<b>Bayviews</b>	<b>June</b>
Won by	<b>Tony MacIsaac</b>





What a lovely, picturesque golf course and one with just enough bite to make your golfing experience a challenge. As we pegged it up on the first tee, I couldn't help but feel sad to think that this round might just be the last time we get to play at Werribee Park. It has been voted out of the 2024 Sunday Leave Pass fixture and once a golf course drops off the radar it is usually very hard to get it voted back in again. As I tapped in my putt on the 18th green, after four and a half hours walking the course taking in the amazing vista's around the Werribee river banks I had tears in my eyes, not because I was going to miss one of my favourite SLP courses rather it was due to the fact that I had produced yet another shocking golf round and wasted another opportunity to claim a ticket for the battle of the champion of champions trophy and the blue jacket.



This collection of images have been put together, not only to show how spectacular the Werribee golf course is but it also a chronological road map which could be used to demonstrate all of the different places I managed to hit my golf ball into trouble.



Mick Harpers GPS road map to the golf course was a lot more wayward than his golf ball tracker once he finally arrived at Werribee. Evidently Mick missed the turn off on the Westgate Freeway which takes you towards Geelong and the next thing he knew Mick was heading past the Mt Derrimut golf course and heading off towards Eysenbury.

Mick wasn't the only person to get lost driving to the course. Thomas, SOS and Co. took a turn off early and found themselves cruising through the backstreets of Hoppers crossing, they stopped to ask a car for directions but that proved to be know help because the car they flagged down was Greg P and Chris Sfiligoj who had made exactly the same mistake and also taken the wrong exit off the freeway.

Both Chris and Greg Parsons were lucky to be playing golf at Werribee Park at all, each having his own tale of misfortune and a reason why they nearly missed their call up to the tee.

Chris' story started on Saturday when he decided that he needed to hit a few balls at the driving range to clear a few of the cobwebs that have formed due to his lack of participation. Chris has only graced us with his presence, twice this season, so his golf clubs have been gathering dust in the garage. When he went out to collect his lonely, bent metal sticks Chris discovered they were not in their usual spot. He searched his garage, checked the house high and low, they were not in the boot of his car, the wife's car, cupboards, garden shed, not even in the freezer (he checked just in case.) The only place he could have otherwise think he may have left them was at the Mitcham Big Swing BS night a month ago. A desperate call and plea for help to Stu Coops was to no avail. He was starting to think the clubs must have been stolen from his garage. No surprise really when you live around the Frankston area, although who would want to steal left handed clubs?

Chris was in the throws of negotiating a deal with the family for a new set of golf clubs as an early fathers day present when his son reminded him that Chris had borrowed his brothers for a few weeks back while he is away on holidays. A foggy drunken memory came back that he might have used that car to get to and from the BS night which meant potentially the clubs might still have been in Stevens car. The only issue with this scenario was that Steven was still on vacation in Mexico and the keys were in storage at his house in Berwick.

A detour via the outlaws house to collect the spare keys to the house in Berwick and then a round trip to the end of the earth proved to be a worthwhile journey because Chris was able to front up to Werribee Park with his trusty set of sticks, although the prospect of new set of clubs for Fathers Day was a concept worth pursuing.



Greg Parsons had no trouble finding his golf clubs because they were still in the boot of his car which had spent the last week sitting idle in the pay parking lot at the Sir William Angliss Hospital in Ferntree Gully. Greg had a round of golf on Monday morning which turned out to be an epic tale and marathon stint away from home.

It took Greg four days to arrive home after he left for golf on Monday morning however he still only managed to complete 6 holes before he was bundled up into an ambulance and shipped off to the hospital emergency department to be treated for a mystery medical ailment. Initially what was thought

could have been a possible heart attack turned out to be a few wayward gall and or kidney stones. Having been witness to Greg's condition I must admit I was pretty concerned for him at the time, especially when he told me his wife had just got back from her solo adventure holiday in Bali and that she had cooked him a special dinner on her first night home. Given the recent reports in the news about the Leongatha last supper, Greg should have been a little bit suspicious of the menu that Vanessa had chosen for him, mushroom risotto entre and beef stroganoff for a main course should have raised a few alarm bells.

As the doctors and nurses bundled him up into the ambulance Greg's first question and biggest concern was whether he would be able to play golf at Werribee Park. Evidently he was more worried about losing his title as No# 1 golfer and the golden hat than he was about losing his life.

Luckily he was released a couple of days before the scheduled hit off, although he did little to help himself retain the crown. With 39 putts and a score of Nett 80 he only ranked 16th of 24 players enabling a few of his challengers to bridge the gap between him.



## Results for Werribee Park were as follows:

Ranking	1	2	3	4	5	6	7	8	9
Player	Jamie Brunton	Brad McMahon	Steve Dawson	Mick Harper	Jayden Orger	Steve Powne	Thomas Cooper	Shane Cumming	Rick Turcinovic
Score	97	79	92	81	94	95	98	88	112
Handicap	27	Callaway 7	20	9	20	21	24	14	38
Nett Score	70	72	72	72	74	74	74	74	74
Points	15	14	13	12	11	10	9	8	7
Ranking	10	11	12	13	14	15	16	17	18
Player	Gerard MacIsaac	Tom Thorn	Glenn Douglas	Stuart Cooper	Tony Macisaac	Ron Parsons	Greg Parsons	Brent Douglas	Peter McArthur
Score	85	98	97	91	109	107	110	97	97
Handicap	10	23	19	13	31	28	30	17	16
Nett Score	75	75	78	78	78	79	80	80	81
Points	6	5	4	3	2	1	1	1	1
Ranking	19	20	21	22	23	24	25	26	27
Player	Graeme Foster	Barry Hemsley	Steve OSullivan	David Burns	Chris Sfiligoj	Chris Westhead			
Score	95	115	93	114	114	127			
Handicap	12	31	9	29	28	36			
Nett Score	83	84	84	85	86	91			
Points	1	1	1	1	1	1			

After what has been some pretty difficult conditions over the Winter months, the Werribee course put on an absolute ripper of a day. There was barely a breath of wind, the longer the day went on the more the sun continued to shine, and the fairways and greens were firm and hard and fast more reflective of summer conditions rather than the end of the wet season. Barry Hemsley nearly dislocated his thumb trying to push a tee into the ground on the first tee.

Although the scores were not spectacular they were certainly better than we have seen for the last few months. Jamie Brunton took full advantage of the round being played on his wife's home turf. Jamie has become what we would call an occasional member because most of his spare time is dedicated to being the perfect father and husband. This month he was able to summon up the courage to ask for a leave pass given the golf course was only 5 minutes away from the outlaws house. When Jamie suggested a family visit which included a 5 hour leave pass for him to play golf, it was awarded with little challenge from the fun police. The reward was 15 championship points and Jamie's fifth Sunday Leave Pass career title. Interestingly Jamie's first ever title was won at Werribee Park in 2004 which makes him the first player to win multiple titles at the Werribee golf course.

Nett 70 was the best score by 2 strokes, although it should be noted that Brad McMahon had a triple bogey on the 18th hole to close out what was otherwise a faultless round (79, Nett 72). Were it not for a lost ball and his only three putt for the day, Brad would have had the chocolates pretty much sewn up. It was a count back between Brad, Dawso and Mick to determine 2nd through 4th place. Two shots back was a collection of golfers who finished the day with Nett 74. It was a 5 way countback which panned out in the order of (5th) Jayden Orger(6th) Steve Powne (7th) Thomas Cooper(8th) Shane Cumming(9th) Rick Turcinovic. Chris Westhead had nearly as many strokes on the front nine, as Brad McMahon had for his entire 18. Westy had nowhere to go after he shot 71 before the turn. Even though he played a solid back nine (56 strokes) the damage was already done and Westy will be accepting the responsibility of wearing the pink vest during the Ringwood round.

As a collective group, our scoring average improved by nearly 5 strokes per player when compared to the round at Devil Bend. The fact that would had Big Mick shooting 81 and Brad breaking the magical 80 barrier probably helped manipulate the numbers in our favour, however it was certainly a marked improvement nonetheless.

Even the Newell count was way down on the norm, there were only five members who racked up double figures on a hole, and interestingly there were the same number of Birdies as there were Newell's. (Score of 10 or more.) at Werribee Park.

To give you some perspective on how much of a struggle it was for Westy on the front nine, he only had one Newell which came on the ninth hole, so even with that (11) on the scorecard he still racked up 60 shots across the other 8 holes.

Tony Mac signed off for an 10 on the 11th hole and Brent Douglas saw his round come totally unstuck when he found himself playing 5 off the tee on the par 4 fourteenth hole. Up until that point it was looking like Brent was on a tear and was a genuine candidate for yet another monthly crown.

It was great to have Burnsie turn up for a cameo appearance, he was good for the biggest Newell for the day. He found himself trapped in a bunker on the 15th hole and was just a bout ready to pack up and go home when he couldn't get his ball out. 13 strokes was the final outcome. It was a great spectacle and 5 minutes of entertainment for all of the diners who were sitting up in the restaurant watching his struggles on the magnificent par 3 hole. They certainly got their moneys worth while watching him in action.

Greg Parsons was the only other golfer to make a Newell at Werribee Park, he managed to rack up 10 or more shots (11) on the par 5—16th hole. It wasn't the first time he has scored double digits in this hole and it probably it will not be the last time either. So long as we vote it back onto the SLP fixture.

If you want to check out who else has made a Newell, then you can click on the link to go to the honour board on the website, [Newell's – Sunday Leave Pass](#)

		NEWELL'S	WALL OF SHAME			
Chris Westhead	9thHole Par 5 (11)					
Tony MacIsaac	11th Hole Par 5 (10)					
Brent Douglas	14thHole Par 4 (10)					
David Burns	15th Hole Par 4(13)					
Greg Parsons	16th Hole Par 5 (11)					
		"A Newell," is a golfing term defined as "A score of 10 or more shots on a single hole."				
				The current Newell tally is	NEWELLS : 1710	

The last 3 months have seen some very ordinary golf scores getting submitted to the handicapper. This month there were a few better scores delivered and the handicapper was quick to slash a few shots off those players who performed respectably however he was still remiss to offer much generosity to those players who found the going tough. Ronnie Parsons was the only player who saw his handicap go out. The majority of our members remained handicap neutral indicating there was no impact on the top 8 flag rounds. Jamie Brunton was justifiably culled 0.8 strokes, interestingly Rick was docked the most, his handicap came in from 33.0 to 32.0 just in time for the better weather and the Ringwood round. Cider, Dawso and Thomas came in nearly half a stroke and Big Mick and Stevie Powne were docked 0.3 strokes before they next peg the ball up.

In the handicapping process, when there is often a bad score is submitted there is often a good score dropping off at the end of a golfers 20 round cluster. When a flag round (top 8 scores) is dropped it is automatically replaced by the next best score in the players handicap profile. This is what usually leads to the players handicap going outwards. As below you can see the changes to Jamie H/cap.

PLAYER	Course Name	Adjusted	Course P	Course R	Slope Rat	Score Differential		PLAYER	Course N	Adjusted	Course P	Course R	Slope Rat	Score Diffe
Jamie Brunton	22.7						Select Ro Differentials Used	Jamie Brun	23.5					
1	Werribee Park	96	72	72	131	20.7023	20 8 lowest	2	Centenary	100	70	70	114	23.7368
2	Centenary Park 2023	100	70	70	114	23.7368		3	Warburton	96	69	69	121	25.2143
3	Warburton	96	69	69	121	25.2143		4	Gardiners	96	72	70	122	22.2295
4	Gardiners Run	96	72	70	122	22.2295		5	Sheppart	104	72	71	127	28.4724
5	Shepparton	104	72	71	127	28.4724		6	Ringwood	109	70	67	109	40.4312
6	Ringwood	109	70	67	109	40.4312	Equitable Stroke Control	7	Dorset	93	69	66	106	25.5849
7	Dorset	93	69	66	106	25.5849	8							
8	Centenary Park 2022	105	71	70	114	33.7018	Handicap Index	9	Warburton	100	69	69	121	28.9504
9	Warburton	100	69	69	121	28.9504	22.7	10	ClubBarh	106	73	73	127	23.3622
10	ClubBarham	106	73	73	127	23.3622		11	Yarra Ben	97	70	68	118	25.8559
11	Yarra Bend	97	70	68	118	25.8559		12	Bayview	101	70	67	125	28.024
12	Bayview	101	70	67	125	28.024		13	Warburton	98	69	69	121	27.0826
13	Warburton	98	69	69	121	27.0826	Average S 24.4124 # Rounds 8	14	Gardiners	105	72	70	122	30.5656
14	Gardiners Run	105	72	70	122	30.5656	Rounds E Differents Rounds	15	ClubBarh	109	73	73	127	32.0315
15	ClubBarham	109	73	73	127	32.0315	5 1 lowest	16	Bayview	111	70	67	125	37.064
16	Bayview	111	70	67	125	37.064	6 1 lowest	17	Devil Ben	100	71	70	125	26.216
17	Devil Bend	100	71	70	125	26.216	7 2 lowest	18	Centenary	100	72	70	114	27.7544
18	Centenary Park	100	72	70	114	27.7544	8 2 lowest	19	Beacon H	103	71	70	120	30.1333
19	Beacon Hills - Hills	103	71	70	120	30.1333	9 3 lowest	20	Warburton	93	69	69	121	22.4132
20	Warburton	93	69	69	121	22.4132	10 3 lowest	21	Gardiners	103	72	70	122	28.7131
No# of rounds		20					11 4 lowest	No# of rou		20				
Course Ratings & Slope Look-up:								Course Ratings & Slope Look-up:						
<a href="http://www.usga.org/playing/handicaps/course_ratings/course_rating_lookup.asp">http://www.usga.org/playing/handicaps/course_ratings/course_rating_lookup.asp</a>								<a href="http://www.usga.org/playing/handicaps/course_ratings/course_rating_lookup.asp">http://www.usga.org/playing/handicaps/course_ratings/course_rating_lookup.asp</a>						



## HANDICAPS

The changes to player's handicaps are as follows:

**BOLD RED NUMBERS**- refer to players whose handicap has gone out

**BOLD BLACK NUMBERS**- refer to players whose handicap has remained unchanged

**BOLD GREEN NUMBERS**- refer to players whose handicap has come in

**NON-BOLD NUMBERS**- player didn't play this month, so handicap has not changed

Player:	New Handicap	Was	H/Cap Change	Player:	New Handicap	Was	H/Cap Change
Adam Cooper	17.8	17.8	0	Mark Sfiligoj	18.2	18.2	0
Andrew Clarke	15.3	15.3	0	Mick Harper	<b>7.6</b>	7.9	-0.3
Anthony Emmerson	14	14	0	Mark Sfiligoj	18.2	18.2	0
Barry Hemsley	<b>26.4</b>	26.4	0	Newell Richards	20.6	20.6	0
Ben Nichol	20.6	20.6	0	Peter Calyvpoulos	16.3	16.3	0
Ben Hall				Peter McArthur	<b>14.1</b>	14.1	0
Bo Cartwright				Phil Plane	27.9	27.9	0
Brendan Brewster				Rick Turcinovic	<b>32</b>	33	-1
Brent Douglas	<b>14.8</b>	14.8	0	Rick Smith			
Cam Douglas	22.1	22.1	0	Ron Parsons	<b>24</b>	23.8	0.2
Cameron Ross	25.4	25.4	0	Shane Cumming	<b>12</b>	12.4	-0.4
Chris Sfiligoj	<b>23.8</b>	23.8	0	Simon Galloway	27.7	27.7	0
Chris Westhead	<b>31.3</b>	31.3	0	Steve Dawson	<b>16.8</b>	17.2	-0.4
Colin Ewart	32.3	32.3	0	Steve OSullivan	8	8	0
Dale Robinson	16.9	16.9	0	Steve Powne	<b>17.7</b>	18	-0.3
David Burns	<b>24.6</b>	24.6	0	Stuart Cooper	<b>11.3</b>	11.3	0
Gerard MacIsaac	<b>8.3</b>	8.3	0	Thomas Cooper	<b>20</b>	20.4	-0.4
Glenn Douglas	<b>16.7</b>	16.7	0	Tim Emmerson	20.4	20.4	0
Graeme Foster	<b>10.3</b>	10.3	0	Todd Neilson	18.8	18.8	0
Greg Parsons	<b>25.8</b>	25.8	0	Tom Thorn	<b>19.7</b>	19.7	0
Heath McLeod	25.6	25.6	0	Tom Thurecht	18.9	18.9	0
Jake Schmidt	22.1	22.1	0	Tony MacIsaac	<b>26.4</b>	26.4	0
Jamie Brunton	<b>22.7</b>	23.5	0.8	Trevor Kershaw			
Jaxon Fitzpatrick	30	30	0	Warren Perrett	24.1	24.1	0
Jayden Orger	<b>16.8</b>	16.8	0	Wayne James	11.6	11.6	0
Mark Fitzpatrick	18.9	18.9	0	Zac Harford	18.6	18.6	0

As a new member of the Social Club the Callaway Handicapping system is used to give the player a daily played to handicap for the first couple of rounds. Once they have played 3 rounds, they are given a temporary club handicap using the original AGU handicapping system. After 5 rounds they are then switched across to the current slope handicapping system.

For those people interested in the mechanics of the handicapping system it can be best explained as the following.

### How to calculate a GA Handicap

To calculate a player's GA Handicap:

- you must firstly identify the player's most recent 20 scores,
- you then determine the 'Played To' value for each of these scores,
- you average the best 8 'Played To' values,
- and finally you multiply this average by 0.93. The resultant figure (to one decimal place) is the player's GA Handicap.

\* If a player's handicap record contains a lesser number than 20 scores, the number of scores used to calculate the player's handicap is as listed in the table below.

\* There is no requirement for a player's most recent 20 scores to have been returned within a specific timeframe. For example, the most recent 20 scores may span a period of three years or they may span a period of three months.

\* Once a player's handicap record contains 20 scores, the next score they return will result in the oldest of the existing 20 scores being removed (to be replaced by the new score).

For those players not familiar with the scoring process, listed below is the format we use in Sunday Leave Pass competitions.

Once all of the players are ranked then the Seasons Championship points are allocated according to the position in the field.

The player in 1<sup>st</sup> place gets 15 points, 2<sup>nd</sup> place 14 points, 3<sup>rd</sup> place 13 points, etc. etc. Any player who completes the round however finishes ranked outside the top 14 and is placed between 15<sup>th</sup> spot to BeerWench then they are all allocated 1 championship point for attending.

Sunday Leave Pass competitions are run using Stroke so you need to count every shot that you play and you need to finish every hole. Each player's Nett total score is then calculated by deducting the players handicap from the Gross score. If a player doesn't have an official Sunday Leave Pass handicap, then a temporary played to handicap is allocated on the day using the Callaway handicapping system.

Once the players Nett score is calculated they are ranked from lowest score (Monthly title winner) to highest score. (BeerWench) Where more than one player has the same Nett Score then the place allocations are decided based on a countback system. The countback is calculated using the total No# of stableford points scored on the back nine holes. In the event that both players had the same score over the 18 holes then the count back.

## A brief description of how the countback system works.

When more than one player has the same Nett Score (such as in the example below from Werribee Park) then the place allocations are decided based on a countback system.

The count back system is formulated as the following. \*Total number of stableford points scored on the back nine holes.

\*In the event that both players have the same stableford score on the back nine it then reverts to the number of stableford points scored on the eighteenth hole. If this is the same then it goes to the 17<sup>th</sup> hole, 16th hole, 15th hole etc. until a player has a better hole and therefore a higher stableford score than the other.

The table below shows examples of the countback system in action as it occurred at Devil Bend to determine place rankings.

Holes	10-18	<p>In this instance both Brad and Dawson had Nett 72 after their handicap was deducted from the Gross Scores. So, we go back to a countback.</p> <p>In this example Brad wins because he scored 20 stableford points on the back nine Holes (10-18) and Steve is relegated back a place because his back 9 holes only yielded 18 stableford points.</p> <p>If in the event that the countback, then identifies that both players have had the same stableford points score on the back nine then we go back to the individual holes starting from the 18<sup>th</sup> hole and compare results until a player had a standout result. In the example shown on the right from this month both Jayden and Steve Powne finished their rounds equal with Nett 74. Then on the back nine holes each also had 22 Stableford points. On the 18<sup>th</sup> the scores were equal so the results were determined on the 17th hole where Steve P had a double bogie for 1 stableford points. Jayden on the other hand made a bogey for 2 stableford point. Consequently, Jayden wins the countback and Steve is relegated back to a lower place and gets the lower points on offer.</p> <p>....PLEASE NOTE THAT THE COUNT BACK IS ON HOLES 10-18 irrespective of whether it is a two-tee start, a normal hit off from the first hole or as in the case of this month at Bayviews where, we hit off both the 1st and 10<sup>th</sup> holes. It is always the 10<sup>th</sup> to 18<sup>th</sup> holes and if one person starts on the 10<sup>th</sup> hole and the other hits off the first hole then it still remains exactly the same formula.</p>	Holes	10-18
Brad McMahon	Steve Dawson		Jayden Orger	Steve Powne
79	92		94	95
7	20		20	21
72	72		74	74
+3	+1		+1	+4
+1	+2		+3	+3
+2	+3		+2	+3
+2	+3		+3	+2
+3	+1		+3	+3
+3	+2		+3	+2
+3	+2		+3	+2
+3	+1		+2	+1
+0	+3		+2	+2
+20 pts	+18pts		+22pts	+22pts

Although all Sunday Leave Pass rounds are scored as stroke events, we use the stableford scoring system to run a skins competition across the entire field.

Steve Dawson was the most successful collector of skins this month. Dawson chipped in for a birdie on the 5th hole to claim a three skins haul and then when he rolled his ball in for a par on the last hole of the day he was rewarded with another 3 skin jackpot because not one other player was able to extract three stableford points on the short par 4 hole.

Shane Cumming also had two dips into the skins jar. He collected a couple of raffle tickets for his 3 point par on the 2nd hole which was probably fair and justified considering he had created the jackpot when he had a three pointer on the first hole too. Shane then claimed a three skin jackpot for a par on the 8th green.

Thomas Cooper claimed skins on back to back holes including his Birdie from his NTP on the 15th green. Steve Powne fell 150 meters short of the longest drive prize on the 10th hole, however he was still able to get on the green and win a couple of raffle tickets for his skins. Greg Parsons was very chuffed to square away a couple of skins especially since it was done with a birdie on the 12th hole.

"SKINS" are distributed to those players good enough to win a hole outright. If more than 1 player got the lowest score on a hole it is Jackpotted until an outright winner occurs.

Just a reminder that for every round you play you are automatically awarded a raffle ticket to go towards the end of year raffle, then extra tickets are issued if you wear the official club shirt. Plus, the monthly winner has the option of exchanging the number of balls owed to Raffle tickets for the end of year prize draw as can be any nearest to pin or long drive or other ball prizes.

1	Jackpot
2	Shane Cumming
3	Jackpot
4	Jackpot
5	Steve Dawson
6	Jackpot
7	Jackpot
8	Shane Cumming
9	Jackpot
10	Steve Powne
11	Jackpot
12	Greg Parsons
13	Jackpot
14	Thomas Cooper
15	Thomas Cooper
16	Jackpot
17	Jackpot
18	Steve Dawson

### Number of skins won


Steve Dawson	x6
Shane Cumming	x5
Thomas Cooper	x3
Steve Powne	x2
Greg Parsons	x2



The best way to win skins is to convert your GIR hits into birdies and pars. The biggest cardinal sin on the golf course is to play two great shots and set your self up for a good chance at a birdie and then blow it by making a three putt.

This is otherwise known in the golfing lexicon as a “Birdogie.”

According to the dictionary of golf, a “Birdogie” is defined as a player ability to convert a makeable birdie attempt into a bogie by way of 3 putting the green.

Barry Hemsley	15th	 <p><b>The ability to convert a GIR and makeable birdie chance into a bogey or worse via poor putting.</b></p>	Mick Harper	9th & 11th
Brad McMahon	11th		Peter MacArthur	4th, 6th, 11th, 13th & 14th
Brent Douglas	9th & 11th		Stuart Cooper	9th, 10th, 11th & 17th
Chris Westhead	17th		Shane Cumming	4th
Gerard MacIsaac	16th & 17th		Tom Kellythorn	10th & 12th
Greg Parsons	11th		Thomas Cooper	11th
Jamie Brunton	15th			
Jayden Orger	9th		<b>Total GIR</b>	<b>84</b>
			<b>Total Birdogies</b>	<b>25     29.41%</b>

Evidently there was something about the 11th green that didn't ring true. The green was terrible compared to the others on the golf course and the bumpy surface had a dire influence on the players putting. 7 out of the 25 Birdogies happened on the 11th green. The 11th hole had the second highest putts average for the course at 2.33 putts per player the only green to played more difficult was the 17th green which was almost unplayable. There is little surprise to see there was 3 Birdogies achieved on the 17th especially when the average putts per player was out to 2.57.

The biggest culprits when it came to blowing birdie opportunities was Peter MacArthur and Stu Coops. Pete accounted for 20 percent of the total Birdogie score, Stu contributed more than 15% of the total and his round included three successive Birdogies. Stu three putted the 9th, 10th and 11th greens for bogey, there was no wonder he spent almost the entire day in the yellow vest.

The birdie count was very low this month, Thomas Cooper and Brad McMahon put on a good show for the diners in the club house restaurant overlooking the 15th green by holing out for a 2 on the signature hole.

Mick Harper and Douggo both scored a birdie on the Par 5, sixteenth hole. Stu Coops should have joined them when his eagle putt just missed the hole, but Stu missed the return putt and failed to register a birdie for the day. Greg Parsons was very restrained when he made a birdie on the 12th hole, in the past he has been known to rip his shirt off and do laps of the green but not on this occasion. Dawso was the only player to chip in for Birdie from off the green, there is something special about holing out from off the green especially when it results in writing a birdie onto the score card.

We keep track of the birdies made each month and they are recorded for posterity on the website, [Birdies – Sunday Leave Pass](#)

This months inductees included:

Brad McMahon	15th Hole Par 3		Mick Harper	16th Hole Par 5
Glenn Douglas	16th Hole Par 5		Steve Dawson	5th Hole Par 4
Greg Parsons	12th Hole Par 4		Thomas Cooper	15th Hole Par 3
			<b>The current tally is</b>	
			<b>BIRDIES :     1414</b>	

While there is no better feeling than chipping in, there is no worse feeling than swinging at the ball and failing to make contact with it. Barry Hemsley had that sinking feeling twice. Poor Bazza copped double fines for having multiple air-swings, to make things even worse he had them in succession. Barry found himself facing a difficult lie, hard up next to the trunk of a tree, he had no stance and an impeded backswing. He was left with no alternative other than to take a penalty for an unplayable lie or to try to manufacture an unconventional golf shot.



Naturally Barry opted for the latter and set himself the task of trying to play a reversed club, back handed stroke. It is an easy enough shot in theory and having seen a video on Youtube showing how to play it, Bazz was quietly confident that he would be saving himself a penalty while gaining some valuable yardage back into the fairway, plus he would look like a hero in front of his playing partners.

After his first whiff there was no turning back, Barry was committed to the plan and the air-swing just made him all the more determined to play the perfect escape shot. Take 2 was no more successful and suddenly Barry was 2 shots added to the score card and the ball was still in exactly the same precarious position. Luckily with the next attempt he managed to move the ball just enough for him to be able to stand and address the ball normally.

To his credit Barry called the air-swings against himself when it came to filling in his scorecard and then he owned up to them again when the fine master was doing his rounds. In hindsight the one shot penalty for the unplayable lie might well have been a better option.

It is quite apparent that many of our members are still confused by the rules when it comes to penalties for lost balls, hazards and OOB. It has been a while since we did a tutorial on the rules of golf however it is important to try to make sure we are all playing under the same terms, especially since one incorrectly taken penalty stroke could make the difference between a player coming first or falling down the leaderboard.

**In order to create consistency with everyone's scoring methods, it is worth mentioning how penalty shots are to be awarded for a lost ball.**

1. If a ball is hit out of bounds and there is no doubt that it has definitely finished OOB. (then the player should hit another ball from where the last one was struck and the player incurs a 1 stroke penalty) This means the player counts the stroke that went out of bounds, plus a 1x shot penalty plus the stroke to put the next ball into play from the same spot the first one was hit. eg) 3x off the tee or hitting your 4<sup>th</sup> shot from the fairway.
2. If a ball is hit close to the area marked as "Out Of Bounds" or hit into thick rough and there is doubt whether the ball is "Out Of Bounds" or you are unsure if you will be able to find the ball, then a player should have another shot from the same location where the last ball was hit, calling it a "provisional ball." This ball does not come into play, unless the first ball is later deemed to be lost or OOB. (the provisional ball can be played as many times as necessary up to the point where the ball original ball is thought to have finished up.) The player may then search for the first ball for upto 5 mins, before deciding whether it has been lost. If the original ball is found and is deemed to still be in play, the player must use that ball regardless of where it lies on the course. Once the original ball is found the provisional ball may no longer be used. If the ball is OOB or lost and the provisional ball is used, all strokes played with the original ball are counted, plus the player incurs a 1xshot penalty for the lost ball plus all subsequent strokes with second ball are then counted as per normal.
3. If the ball is hit into a hazard such as a lake, creek or any other hazard area (usually identified by red stakes). The ball may be dropped with in 2x club lengths of the hazard along the line of entry and the player incurs a 1x stroke penalty. eg) 1x shot which was hit into the hazard, 1x shot penalty and the next shot is being played from behind or beside the hazard.
4. If the ball is hit into the rough or another part of the course that is not considered a hazard or OOB and the ball is unable to be found, and the player did not hit a "provisional ball". The player must either:
  - A) go back to where the ball was last played from and take a 1x shot penalty, or
  - B) they must drop a new ball where the ball was thought to be located and take a 2x shot penalty.Eg) If the player lost their ball after their drive then they have the choice of either running back to the tee too play their 3<sup>rd</sup> shot or they can choose to drop the ball approximately where the ball has been lost and will be hitting their 4<sup>th</sup> shot from there.

Hopefully this helps everyone understand the expectations of what you should do when it comes to adding penalties. It would be nice to know everyone is doing the same thing.



Sometimes taking the appropriate penalty can still result in a decent score, in essence one bad shot does not or should not necessarily need to destroy your entire round. Take Gerard MacIsaac's score on the 11th hole for example. Gerard was doing Gerard things and having a pretty tidy round until he came to the 11th tee. Having been out muscled by Graeme Foster on the 10th fairway in the Longest Drive competition Gerard had a point to prove. He swung outside himself on the long par 5 hole and as a result hooked his ball out to the right and towards the river.

Once he realized after a 3 minute search, he couldn't find his ball it was determined the ball must have gone OOB giving him the option of either going back to the tee to play his third shot or else drop a ball in the known vicinity of where the ball had been lost and he would be playing his 4th shot. Gerard elected to take the 2 stroke penalty (stroke plus distance) and played his ball from along the boundary fence. Rather than drop his bundle and sulk for the rest of the day, Gerard absolutely creamed his three wood which sent his new and improved golf ball flying onto the green and it came to rest only 10 feet from the flag. He rolled in the putt on the supposedly challenging green and walked off with a Par with a lost ball.

It could have been a huge day for Mick Harper, he was looking like going really, really low. He missed a couple of gimmie birdies on the 1st and 2nd holes and continued to coast around the course hitting, fairways, greens and rolling in pars, that was until he stood up to the tee on the 15th tee. The 15th hole at Werribee Park is the signature hole on the course, it is the shortest par 3 on the course but is perfectly framed amongst the steep ravines of the Werribee Park valley. The par 3 is ranked as the easiest hole on the golf course so there was an air of expectation that Mick would be claiming a NTP prize and capturing the illusive birdie which had been evading him despite having 9 attempts to make one. Mick's ball striking had been elite so as he swung his 9 iron the group looked forward expecting to watch it come to rest within close proximity to the flag stick. No one expected for a second that he was going to hit a hizzle rocket which speared off into the long grass on the slope of the steep bank. Given that no one was watching his ball there was not a single playing partner who could assist Mick in gauging a bearing on where he his shank had landed. After a thorough search through terrain so steep and inaccessible that even a Nubian Ibex mountain goat would be hesitant to tread, the ball was finally located but deemed unplayable. Mick took a drop, bladed his next shot through the back of the green, duffed a chip, barely hitting the putting surface before two putting for a double par, triple bogey six.

The 15th hole at Werribee Park has only ever been played worse than that, once and that was by Burnsie who managed to rack up 13 strokes on Sunday. I would go through the sordid story shot by shot and blow by blow but I have a word count limit and I need to try to keep the blurb under 30 pages. So instead let us just say Burnsie played the hole like \$#!7.


As all good golfers do Mick was able to bounce back immediately. He Birdied the next hole and went on to post the second best gross score for the day. Burnsie on the other hand backed up his Newell plus 3 (13) with a nine on the next hole and things didn't get much better from there. To his credit Burnsie never threw a golf club which is more than we can say of a few other boys who are likely candidates for nominations for the 2023 Angry man award. Peter (Macca) MacArthur had a similar dilemma to Mick Harper in that not one of his playing partners watched where his golf ball had gone. Peter was all worked up on the 15th tee after Brent Douglas had deliberately lost Macca's golf ball (we will get to that story shortly). As he swung fast and furious Pete lost control of the handle and his grip and the club released from his hands. Thomas Cooper was standing 90 degrees from the tee box when the Silver whirly bird went sailing over his head sending him ducking for cover. Luckily Thomas is only 8 foot tall because if he was more than 10 foot high he would have been decapitated. As Thomas picked himself up from the grass Macca said to him, "did you see where my ball went? To which Thomas replied "I have no idea I was too busy watching your club."

Thomas wasn't the first person Macca tried to kill on Sunday. On the previous hole (the 14th) he had bounced a ball over the shoulder of poor Brent Douglas who was already having a mental breakdown. Brent was starting to hold up play on the dogleg par 4 because he was using his allotted time (3 minutes to look for his golf ball) Peter had been standing on the tee for nine minutes as he waited for Brent to spend 3 minutes looking for his drive, then another 3 minutes to look for his provisional ball, before restarting the clock to do a thorough search of the same area looking for his provisional, provisional ball. The only golf ball he was able to find was his 3rd drive which saw him playing his approach to the green as 5 off the tee, hitting six. When that crisply struck 7 iron bounced off an overhanging tree branch and ricocheted 20 meters behind him, you can image just how much anger was pent up inside of him. It was probably not the smartest idea for Macca to tee off while Brent was playing his 7th shot, while within his landing zone, especially when the ball landed less than two meters behind him, while he was in the process of his back swing. Macca's ball literally bounced directly over Brent's head and rolled passed him by about 20 meters. Had the steam been coming out of his ears before the ball had nearly killed him, it probably would have melted the polyurethane covering. As Brent walked passed Macca's golf ball he pulled his 3 iron out and smashed the ball back towards him on the tee box. Unfortunately, such was his lack of golfing ability at that point that he hit a massive slice and he lost yet another golf ball into the surrounds of the Werribee River. Brent eventually went on to hole a four meter putt to give him a hole score of 10 with one putt.

Remember to hit within your limits, if you think the group in front is in range you should wait until it is safe. It is one thing to claim the long drive but not at the risk of injuring or killing a mate.

Winners are grinners, and this months other Novelty Prizes were claimed by the following players,

**Longest Putt Graeme Foster (275cm) (Raffle Ticket)**

	<p><b>How it works</b></p> <p>The first group place a marker on the green at the point where the ball was located when the ball was first holed. The intention is then to see who manages to sink the longest putt on that hole. Over the duration of the day. The marker moves further and farther back and around the green as we drop in those 8' and 10' footers for par, bogey, double bogey or even a Newell.</p> <p>This month the prize was won by: Graeme Foster who will be eligible to compete in the putt off on the golf trip .</p>
--	--

<p><b>Winners of Longest holed Putt</b></p> <p><b>Jan (Newell Richards) 805cm.</b></p> <p>Feb (Chris Sfiligoj) 340cm</p> <p>Mar (Colin Ewart) 333cm</p> <p>Apr (Colin Ewart) 530cm</p>	<p>May (Colin Ewart) 370cm</p> <p>May (2) (Tom Thurecht) 157cm</p> <p>Jun (Wayne James) 362cm</p> <p>Jul (Trevor Kershaw) 404cm</p> <p><b>Aug (Graeme Foster) 275cm</b></p>	<p>Sep (TBA) cm</p> <p>Oct (TBA) cm</p> <p>Nov (TBA) cm</p>
--	---	---

This year we have decided to try to keep a record of the winning distances for the longest drive competition, we might even incorporate a few extra trophies and a long drive play off on the golf trip just to spice things up a bit. Steve Dawson is currently holding the longest long drive and at 330 meters so it might just take something special to knock him off.

We will need someone in the group to measure the longest drive distance back to the tee and write it on the marker along with the persons name. In this day and age there is always someone in each group who has either a watch with distance measuring capacity or a rangefinder to calculate the distance of a drive.

<p><b>Winners of Longest drive</b></p> <p>Jan (Jayden Orger) 277m.</p> <p><b>Feb (Steve Dawson) 330m</b></p> <p>Mar (Zac Harford) 224m</p> <p>Apr (Steve Dawson) 270m</p>	<p>May (Tom Thurecht) 252m</p> <p>May (2) (Jayden Orger) 205m</p> <p>Jun (Mick Harper) 225m</p> <p>Jul (Stuart Cooper) 271m</p> <p><b>Aug (Graeme Foster) 272m</b></p>	<p>Sep (TBA) cm</p> <p>Oct (TBA) cm</p> <p>Nov (TBA) cm</p>
---	--	---

**Reminder**

The ball must be clearly on the CUT surface of the green or fairway to win NTP or longest drive. If it is not on the fairway it doesn't count.

Nearest to the pin prizes were won by:

**3rd Hole Steve Dawson (Raffle Ticket)**

**8th Hole Steve O'Sullivan (Raffle Ticket)**

**15th Hole Thomas Cooper (Raffle Ticket)**

**17th Hole Shane Cumming (Raffle Ticket)**

**Nearest to Pin 2nd Shot Steve O'Sullivan (Raffle Ticket)**

**Longest Drive Graeme Foster 272meters (Raffle Ticket)**

**Longest Putt Graeme Foster 275cm (Raffle Ticket)**

NTP WINNERS



LONGEST DRIVE



Steve O'Sullivan looked like he was in for a blinder after securing the NTP second shot with a brilliant approach to 3 feet and then again when he claimed NTP on the 8th green. Evidently lots of things went right for him on the day, but not quite enough to feature at the pointy end of the leader board, he missed both Birdie putts but did secure the pars. SOS only had 4 pars for the day which is a very low return for him.

Graeme Foster proved himself to be a big hitter, he was unchallenged in the longest drive competition and he even managed to hole the longest putt for the day. Raw power was no issue for Foss, it was the finesse of hitting the ball onto the green that he was lacking. Too many times he would knock his tee shot to within wedging distance from the green, only to then take 3 shots to get the ball the last remaining 60 meters.

The good news is that he is in the running to compete in the playoffs on the golf trip for both putting and driving. A good day out.



As a new member of the Social Club the Callaway Handicapping system is used to give the player a daily played to handicap for the first couple of rounds. Once they have played 3 rounds, they are given a temporary club handicap using the original AGU handicapping system. After 5 rounds they are then switched across to the current slope handicapping system.

Listed below in the graphic is how the Callaway handicap was worked out for Brad McMahon who finished in 2nd place.

Hole	Par	Score	Course: Werribee Park										Score										1	2	3	4	5	6	Adj	Hcp	
1	4	4																													
2	4	4																													
3	3	4																													
4	5	6	worst hole score	68	69	70	71	72	0.0	Scratch, no adjustment	68	0.00										0	0								
5	4	5		73	74	75			0.5	worst holes & adjustment	69	0.00										0	0								
6	4	4		76	77	78	79	80	1.0	worst holes & adjustment	70	0.00										0	0								
7	4	4		81	82	83	84	85	1.5	worst holes & adjustment	71	0.00										0	0								
8	3	4		86	87	88	89	90	2.0	worst holes & adjustment	72	0.00										0	0								
9	5	5		91	92	93	94	95	2.5	worst holes & adjustment	73	0.50	3									-2	1								
10	4	4		96	97	98	99	100	3.0	worst holes & adjustment	74	0.50	3									-1	2								
11	5	6		101	102	103	104	105	3.5	worst holes & adjustment	75	0.50	3									0	3								
12	4	4		106	107	108	109	110	4.0	worst holes & adjustment	76	1.00	6									-2	4								
13	4	4		111	112	113	114	115	4.5	worst holes & adjustment	77	1.00	6									-1	5								
14	4	4		116	117	118	119	120	5.0	worst holes & adjustment	78	1.00	6									0	6								
15	3	2		121	122	123	124	125	5.5	worst holes & adjustment	79	1.00	6									1	7 H/cap								
16	5	5		126	127	128	129	130	6.0	worst holes & adjustment	80	1.00	6									2	8								
17	3	3												81	1.50	6	3								-2	7					
18	4	7												82	1.50	6	3								-1	8					
Gross		79											83	1.50	6	3									0	9					
*Handicap		7.0											84	1.50	6	3									1	10					
Net Score		72											85	1.50	6	3									2	11					
			Clear Scores	CALLAWAY HANDICAP SYSTEM - for handicapping the unhandicapped.																											

Score	Deduct	
68	69	70
71	72	0.0
73	74	0.5
75	76	1.0
77	78	1.5
79	80	2.0
81	82	2.5
83	84	3.0
85	86	3.5
87	88	4.0
89	90	4.5
91	92	5.0
93	94	5.5
95	96	6.0
97	98	
99	100	
101	102	
103	104	
105	106	
107	108	
109	110	
111	112	
113	114	
115	116	
117	118	
119	120	
121	122	
123	124	
125	126	
127	128	
129	130	

Adjustment

-2 -1 0 1 2

Add or Deduct from Handicap

This system is used for determining fair allowances for social golf events that attract novices or occasional golfers. A player's Callaway handicap is determined after each round by deducting from his/her 18-hole gross score the scores of the worst individual holes during the first 16 holes of the round.

In the computation of handicaps under this system:

- No hole may be scored at more than twice its par,
- half strokes count as a whole,
- the 17th and 18th holes are never deducted,

For example, if a player scores 99 on the day their handicap would be calculated as the sum total of their (3 worst holes) +1

If a player scores 82 on the day their handicap would be calculated as the sum total of their ( worst + ½ the 2<sup>nd</sup> worst hole) -1

If a player scores 120 on the day their handicap would be calculated as the sum total of their (five worst holes) +2

Even if a player has an official golf link, as a matter of consistency we still use the Callaway system to calculate a daily handicap. For the record if Brad had of been playing off of his GA Handicap he would have been playing off 8.

Full Technical Procedure for Calculating a GA Handicap STEP 1 – Use the table below to determine the number of scores to be included in the GA Handicap calculation:

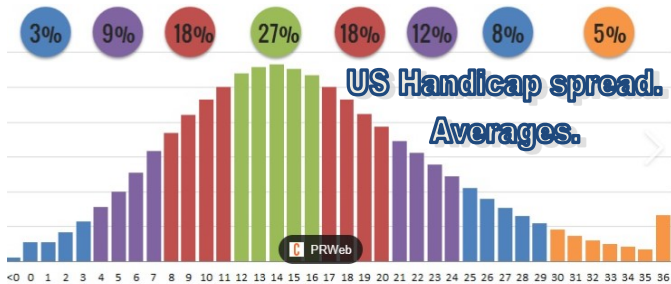
Number of Scores in Player's Handicap Record	Scores to be Used in the Calculation
5 to 6	Best/Lowest 1
7 or 8	Best/Lowest 2
9 or 10	Best/Lowest 3
11 or 12	Best/Lowest 4
13 or 14	Best/Lowest 5
15 or 16	Best/Lowest 6
17 or 18	Best/Lowest 7
19 or 20	Best/Lowest 8

Note: When the handicap record contains more than 20 scores, the GA Handicap calculation uses the best 8 of the player's most recent 20 scores.

The more rounds a golfer plays the more accurately the handicap reflects their average scores. Once 20 rounds have been achieved the slope handicap modelling is operating at optimal efficiency.

The current spread of handicaps with the Social club are as follows:

- 6 percent of our members are classed as single figure golfers
- 44.5 percent of SLP golfers have a handicap between 10 and 19.9
- 40 percent of our golfers have a handicap between 20 and 29.9

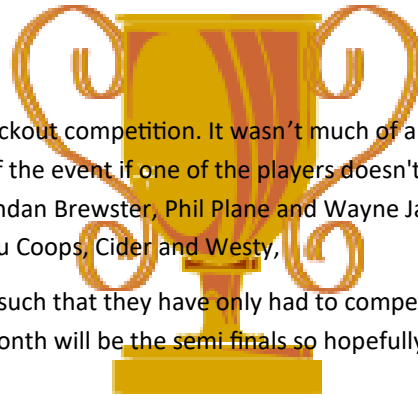


# Memorial Shield

## Match play Stableford knockout competition.



Peter Calyvpoulos	Graeme Foster	Tom Thorn	Gerard MacIsaac
Todd Neilson	Glenn Douglas	Cameron Ross	Brent Douglas
Steve Dawson	Newell Richards	Wayne James	Thomas Cooper
Chris Westhead	Barry Hemsley	Colin Ewart	Zac Harford
Dale Robinson	Brendan Brewster	Heath McLeod	Jake Schmidt
Phil Plane	Mark Fitzpatrick	Stuart Cooper	Jayden Orger
Ron Parsons	Tom Thurecht	Mike Harper	Tony MacIsaac
Steve Powne	Greg Parsons	Steve O'Sullivan	Trevor Kershaw
Shane Cumming			Rick Turcinovic
Simon Galloway			Ben Nichol



This month was round 3 of the memorial shield Stableford Matchplay knockout competition. It wasn't much of a match play, because all 4 winners did so before hitting a ball off the first tee. Under the rules of the event if one of the players doesn't show up to play, then the other player gets a free pass to the next round. Given Ben Nichol, Brendan Brewster, Phil Plane and Wayne James all failed to make an appearance it was a 18 up and 0 to play victory claimed by Thomas, Stu Coops, Cider and Westy,

It has been an easy run for the boys so far because the fixturing has been such that they have only had to compete in round 1 at Bayviews and then absenteeism has got them the rest of the way. Next month will be the semi finals so hopefully we actually see some match play, played,

The memorial shield nearly added another name to the past players list. Greg Parsons was lucky to even be at Werribee Park this week after he took a medical turn on the 6th hole at Healesville golf course and then spent the rest of Monday through Thursday bouncing between sleep overs and ambulance trips at William Angliss Hospital and the Box Hill Hospital.



The good news is Greg came out of the entire ordeal ok and he was able to front on Sunday and is still ranked the No# 1 SLP player.

While Greg still holds his entitlement to the Golden Hat, Thomas Cooper remains at the top of the annual points leaderboard. The competition could become a family rivalry because suddenly Stu Coops has jumped ahead of Greg Parsons to claim 2nd billing. Stu is 17 points behind Thomas' annual points total although there is still enough rounds left on the fixture to try to chase him down. Greg Parsons remains within reach of the Cooper clan, it will only take one good round and he will not only reclaim top billing but extend his grasp on the No# 1 ranked player title. A poorly planned family holiday has meant that Wayne James has gone into hiatus and all of his good work at the start of the season is getting squandered away.

A victory is the surest way to jump your name up the ladder, There are still 4 rounds to go in season 2023 so there is bound to be plenty more movement up and down the points leaderboard between now and then.

We have had nearly 50 unique players this season and there are still some regular players from previous seasons who are yet to make an appearance. Remember that the points are only awarded for when you play and there is no allowance made to compensate those who miss a month. The winner is the player with the most points at the end of the season no matter how many games you played.

## Place Standings for 2023:

Ranking	Player	Rounds	Points	Ranking	Player	Rounds	Points
1	Thomas Cooper	9	77	25	Chris Westhead	6	21
2	Stuart Cooper	9	60	26	Ben Nichol	6	21
3	Greg Parsons	8	55	27	Shane Cumming	5	20
4	Wayne James	6	53	28	Tom Thurecht	7	19
5	Steve Dawson	7	51	29	Todd Neilson	5	18
6	Zac Harford	6	50	30	Dale Robinson	6	18
7	Brent Douglas	7	49	31	Steve Powne	7	16
8	Simon Galloway	5	44	32	Gerard MacIsaac	4	16
9	Tony MacIsaac	7	38	33	Newell Richards	5	15
10	Ron Parsons	9	38	34	Anthony Emmerson	1	14
11	Jayden Orger	8	35	35	Tom Thorn	5	13
12	Phil Plane	5	35	36	Peter Calyvpoulos	2	13
13	Mick Harper	7	33	37	Jake Schmidt	3	12
14	Jamie Brunton	4	32	38	Jaxon Fitzpatrick	2	10
15	Rick Turcinovic	8	31	39	Barry Hemsley	7	8
16	Peter McArthur	8	30	40	Adam Cooper	2	5
17	Glenn Douglas	5	28	41	Graeme Foster	4	4
18	Brendan Brewster	3	27	42	David Burns	2	3
19	Andrew Clarke	5	27	43	Rick Smith	2	2
20	Trevor Kershaw	2	26	44	Mark Fitzpatrick	2	2
21	Colin Ewart	6	25	45	Chris Sfiligoj	2	2
22	Ben Hall	2	24	46	Cameron Ross	1	1
23	Heath McLeod	4	22	47	Warren Perrett	1	1
24	Steve Osullivan	6	21	48	Robert Underwood	1	1

The 2023 season is sponsored by



Golf Balls and prizes are owed to the following people:

Ben Hall \$40 Drummond voucher Winner at Werribee Park

Ben Hall \$40 Drummond voucher Winner at Devil Bend

Heath McLeod NTP 2nd Hole Centenary Park Golf ball

Jaxon Fitzpatrick NTP 3rd,8th & 11th Hole D/Bend Golf ball x3

2022 Points Champ



Mick Harper  
88 points



With only 4 months left to cash in on the Champion of Champions jacket Todd Neilson is dragging the chain. At the start of the season he was talking a big game and vowed he would be the first ever Blue Jacket wearer to cash in every liability and collect from all of the members on his hitlist. By my reckoning his next 4 months he needs to hit up 39 blokes to achieve this and that is assuming that each of them play at least one of the next 4 rounds before Todd has to hand the jacket back again.

#### TODDS CHAMPION OF CHAMPIONS HIT LIST.

Player Name	Rounds	Player Name	Rounds	Player Name	Rounds
Adam Cooper	1	Grant Kelly	1	Ron Parsons	<b>Paid</b>
Andrew Clarke	7	Greg Parsons	<b>Paid</b>	Shane Cumming	<b>Paid</b>
Anthony Emmerson	7	Greg Spence	2	Shaun Kiep	
Barry Hemsley	10	Jake Schmidt	7	Simon Galloway	<b>Paid</b>
Ben Nichol	8	Jamie Brunton	<b>Paid</b>	Steve Dawson	12
Brent Douglas	5	Jason Fitzpatrick	9	Steve O'Sullivan	<b>Paid</b>
Cam Douglas	4	Jayden Orger	6	Steve Powne	11
Cameron Ross	3	Leigh MacIsaac	2	Stuart Cooper	13
Chris Sfiligoj	7	Mark Fitzpatrick	<b>Paid</b>	Thomas Cooper	9
Chris Westhead	9	Mark Sfiligoj	<b>Paid</b>	Tim Emmerson	5
Colin Ewart	8	Nick Harper	<b>Paid</b>	Todd Neilson	9
Dale Robinson	<b>Paid</b>	Newell Richards	8	Tom Harold	1
David Barnes	4	Peter Calyopoulos	5	Tom Thern	<b>Paid</b>
David Page	1	Peter Harold	1	Tony MacIsaac	5
Duan Robinson	2	Peter McArthur	6	Warren Perrett	1
Gerard MacIsaac	7	Phil Plane	11	Wayne James	<b>Paid</b>
Glenn Douglas	8	Rick Turcinovic	10		
Graeme Foster	2	Robert Underwood	3		

## 2022 Champion of Champions



Winner of the blue Jacket and all of its powers for 2023.

For those who have forgotten about the powers bestowed on the Blue Jacket; here is a reminder of how it works.

As the Champion of Champions a player is able to ask any Sunday Leave Pass member to buy him a drink, it is limited to only receiving one drink per member (beer or soft) over the entire year and it can only be done so, if he is wearing the Champion of Champion jacket at the time. This of course does not include new members who did not play at least one or more rounds in season 2022, but not exclusive to those who attended the golf trip. So, if he manages himself correctly, he should be looking at up to 51 free beers or soft drinks over the next 12 months. Now, that is a prize worth aspiring for.

The other condition is that the player must be the one who consumes the drink, he cannot use his power to buy beverages for anyone else. There is also a catch where, if the wearer of the blue jacket asks someone who has previously shouted him a drink, then he must immediately buy them a drink instead. The Champion of champions can also kick in the balance of \$2 per shout to upgrade his beer to bourbons if he prefers to.

Remember that the Champ must be wearing the jacket, He must continue to wear the jacket while he is drinking. If it is too hot to wear the Champion of Champions jacket, that is OK, just choose not to wear it and then you are not eligible for a free drink. All purchased drinks are to be opened so they cannot be taken home for future consumption or to give to dinner guests or visitors. A traveller for the drive home is also OK, so long as it is opened, and the jacket wearer is the one who drinks it.

Remember: In order, to qualify as the Champion of Champions a member just needs to win a monthly title. All of the winners from the monthly championships who are attending the golf trip will then play off for the title based on total accumulated stableford points from 9x Randomly selected holes. The Winner is the person with the most points over those 9 nominated holes, and in the event of a tie then a Countback to determine the winner applies.

NOTE: The Winner of the December title is also eligible to win the competition however they only get to count their scores by using only 8 Randomly selected holes.

### Monthly winners eligible for Champion of Champions playoff in 2023

January (**Thomas Cooper**) 90 Nett [66]. February (**Peter MacArthur**) 82Nett [68] March (**Greg Parsons**) 93Nett [69], April (**Andrew Clarke**) 75Nett [64], May (**Zac Harford**) 87 Nett [69], May 2 (**Brent Douglas**) 88 Nett [72], June (**Tony MacIsaac**) 97 Nett [70], July (**Ben Hall**) 102Nett [74], August (**Jamie Brunton**) 97 Nett [70], September (**TBA**) ?? Nett [??], October (**TBA**) ?? Nett [??], November (**TBA**) ?? Nett [??], December (?????????)

### Monthly winners eligible for Beer Wench of Beer Wenches playoff in 2023

January (**Glenn Douglas**) 100 Nett [84]. February (**Newell Richards**) 105 Nett [85], March (**Steve Powne**) 117 Nett [90]

April (**Colin Ewart**) 113 Nett [87], May (**Barry Hemsley**) 113 Nett [89], May 2 (**Tom Thurecht**) 114 Nett [93], June (**Zac Harford**) 111 Nett [93], July (**Dale Robinson**) 112 Nett [94], August (**Chris Westhead**) 127 Nett [91], September (**TBA**) ?? Nett [??], October (**TBA**) ?? Nett [??], November (**TBA**) ?? Nett [??], December (?????????)



[YES I want to take part in the golf trip this year](#)

[No I will not be going on golf](#)

## GOLF TRIP CONFIRMATION STATUS

Shepparton 8th-10th December Cost is \$395

Adam Cooper	UNKNOWN		Peter Calyvopoulos	YES	
Andrew Clarke	YES	Paid \$50	Peter McArthur	YES	
Anthony Emmerson	NO		Phil Plane	YES	
Barry Hemsley	YES	Paid \$295	Rick Smith	UNKNOWN	
Ben Nichol	NO		Rick Turcinovic	YES	Paid \$205
Bo Cartwright	UNKNOWN		Ben Hall	YES	
Brent Douglas	YES		Rob Underwood	NO	
Brendan Brewster	YES		Ron Parsons	NO	
Cameron Ross	NO		Shane Cumming	YES	Paid \$395
Chris Sfiligoj	YES		Simon Galloway	YES	
Chris Westhead	YES		Steve Dawson	YES	
Colin Ewart	YES	Paid \$395	Steve O'Sullivan	YES	Paid \$395
Dale Robinson	UNKNOWN		Steve Powne	YES	
David Burns	YES		Stuart Cooper	YES	Paid \$50
Gerard MacIsaac	YES	Paid \$345	Thomas Cooper	YES	Paid \$50
Glenn Douglas	YES		Tim Emmerson	NO	
Greg Parsons	YES	Paid \$395	Todd Neilson	YES	
Jake Schmidt	UNKNOWN		Tom Kellythorn	NO	
Jamie Brunton	YES		Tom Thurecht	NO	
Jayden Orger	YES	Paid \$205	Tony Macisaac	YES	Paid \$55
Jaxon Fitzpatrick	YES	Paid \$395	Trevor Kershaw	YES	
Mark Fitzpatrick	YES	Paid \$395	Warren Perrett	NO	
Mark Sfiligoj	YES		Wayne James	NO	
Mick Harper	YES	Paid \$185	Zac Harford	NO	
Newell Richards	YES	Paid \$195	Caleb Fitzpatrick	UNKNOWN	

## Golf trip Booking Status

## Confirmed & Deposit Paid

[YES I want to take part in the golf trip this year](#)

[No I will not be going on golf](#)

## 2023 Fixture

Golf Course & How to get there Directions	Date	Melways Ref	Website links
<a href="#">Ringwood</a>	24th September <b>9-05am</b>	63 F 2	<a href="http://www.ringwoodgolfclub.com.au">www.ringwoodgolfclub.com.au</a>
<a href="#">Churchill Park</a>	29th October <b>7-30am</b>	82 C12	<a href="http://www.churchillparkgolf.com.au">www.churchillparkgolf.com.au</a>
<a href="#">Yarra Bend</a>	19th November <b>8-00am</b>		<a href="https://yarrabendgolf.com">https://yarrabendgolf.com</a>
<a href="#">Shepparton Golf Club</a>	8th – 10th December		<a href="http://www.sheppartongolf.net.au">www.sheppartongolf.net.au</a>

To notify us of your status click on one of the following links

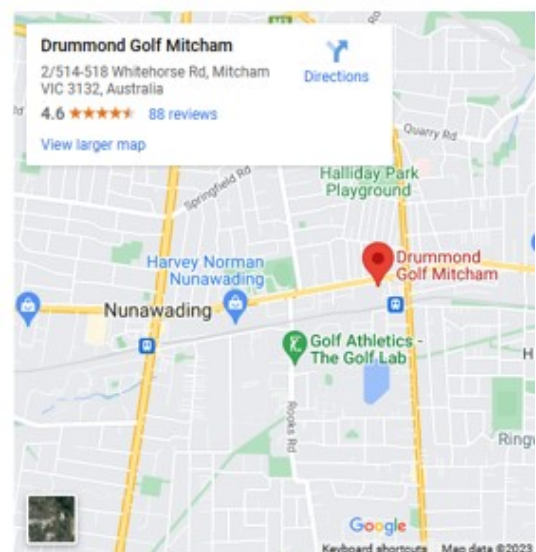

direct to [studaydream@gmail.com](mailto:studaydream@gmail.com)

**YES** or **NO**

or email



This year we are welcoming a new major sponsor to the mix. Drummond golf Mitcham will become our new monthly sponsor. They have upped the ante and have offered \$30 prize voucher for the monthly winner. Most of our members are already Drummond members, as the club signed you up as lifetime members a few years back however if you are not a Drummond Club member let us know and we will arrange to get you in the system and this way you can also reap the rewards of the savings and deals that a Drummond Club membership brings with it.



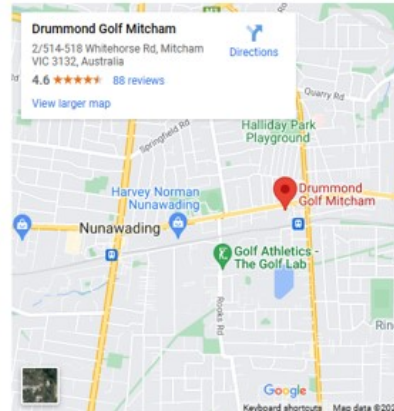
With the addition of our Drummond Golf sponsorship comes access to the Big Swing simulators. We will be scheduling a couple of SLP social nights into the calendar so make sure you try to get involved in those events when they are held.

Many of our members have already capitalized and made their recent golf purchases at Drummonds.



# Sponsors Page

## Major Sponsor




I am not sure if it is coincidence or not however it should be noted that the folks who are shopping at Drummond Golf seem to be cashing in on all of the prizes.

- Peter MacArthur bought a new rangefinder in December and he won in February
- Greg Parsons bought a new set of Wilson irons in February and he won in March.
- Tony MacIsaac bought a practice net and he won in June. \* Ben Hall bought shoes & Shirts won in July

There certainly seems to be a common theme to who is getting the rewards, I will be certainly contemplating going there at some stage in the next few days if it is going to increase my odds of putting a monthly title against my name



## Hole in One Sponsors of the SLP Social Club



**Complete Supply Co (Aust) Pty Ltd** is a family owned and operated business that was established in 1994. From humble beginnings Complete Supply along with its sister company Complete Welding Services is now established as the market leader in the delivery and distribution of pipe, valves, fittings and fabrication to the fire sprinkler and plumbing industry. [About | Complete Fire Supply Co](#)

CSC have donated \$500 to the Sunday leave pass hole in one fund. If you need their services call them and make sure you say thanks for being a sponsor. (03) 9768 3333 Address 15 Swift Way, Dandenong South VIC

**Global Valve & Fittings** with Decades of Experience The New Old Kids On The Block!

Global Valve and Fittings believe in offering our customers the highest level of service and wish to make it easy to purchase products in a timely and cost effective manner.

The group of owners and employees collectively have over 100 years of knowledge and experience in the valve and pipe fitting market. We work with strong brands that share our attention to quality and service.

[Global Valve and Fittings - Huge Range & Fast Delivery \(gvf.net.au\)](#) [1300 784 371](tel:1300784371) [admin@gvf.net.au](mailto:admin@gvf.net.au)