






SUNDAY LEAVE PASS 2022

The jackpot for making an ace builds up each month, as we withhold \$1 from the entry fees of each monthly participant and then use that money to make up the prize pool. Since February 2021, we have had over 469 competitors take to the fairways and since no one has managed to hole out yet, we have a continuously growing cash fund growing in the kitty.

Prize Pool goes up \$1.00 per player each month.




FINE JAR 2022

\$1375.00

FINE SYSTEM

Not driving lady's tees	\$5-00
Having an air swing	\$2-00
Having 4x putts	\$2-00
Throwing a club	\$2-00
Hitting across 2x fairways	\$2-00
Shank	\$2-00
Double Hit	\$2-00
Putting ball on, back off the green	\$2-00
Three Putt Monkey (18 th Hole)	\$2-00

Any other act performed on the course which is deemed to be deserving of a fine can be put to the group for a vote after the game. **\$2-00**

Maximum pay out is \$10-00.

Did you ever consider that even if you played every round for the year and paid the maximum fine (\$10) each time you played you would only be contributing \$150 for the year. That donation gets you four or five BBQ's during the year, drinks at social events and unlimited alcohol for 5 hours at the pub on the Saturday night of the golf trip.

This is a call out and a reminder to all of those guys with short arms and deep pockets that you need to contribute a bit of loose change to the fine jar to help to keep the club operational.

CONFIRM YOUR STATUS FOR NEXT MONTH

NEXT MONTHS ROUND IS AT RINGWOOD GOLF COURSE ON SUNDAY 18th September
Cost of the round will be \$50.

Please confirm your status for Ringwood ASAP.

To notify us of your status click on one of the following links [YES](#) **OR** [NO](#) or email direct to studaydream@gmail.com



Please Note: We have booked the golf trip and we will be going to Shepparton Golf course this year.

The date of the golf trip will be **Friday 9th December to Sunday 11th December 2022. The Cost is approximately \$350.00.**

Please Note: Deposits are past due. Please transfer some money to secure your bed if you haven't done so already. There is a list at the end of this blurb showing attendance status and golf trip payment balance.

Golf Courses > VIC > Werribee Park Golf Club

WERRIBEE PARK GOLF CLUB

★★★★☆



History

Established in 1976, Werribee Park Golf Club was formed in the south precinct along with some of Werribee's best tourist attractions. This challenging 18-hole course includes some breathtaking views of the Werribee River and the Red Cliffs. It also boasts a great layout that will challenge your golfing game.

The open design of the course is counter pointed with strategic plantings of trees. The course is blessed with free draining alluvial soils which allow golf to be played throughout the year, even in the wettest winter when most surrounding courses are closed.

After a day on the greens, you can enjoy a lovely meal or drink at the clubhouse which features views of the You Yangs, Werribee River and the Bellarine Peninsula.

Kevin Hartley – Course Architect

Developing the Course Layout

"As is always the case, the clubhouse location must be chosen first. Here it was clear that anywhere along the ridge line would be fine, but in its present location, it would be perfect. The advantages of river overview and proximity to the road sealed the siting.

In regard to the effect of the arrangement of the holes, the clubhouse location meant that it would not be possible to get both nines starting and finishing on the same level as the clubhouse.

This led to hole 1 on the top, holes 9 and 10 on the flat but close to the clubhouse, hole 17 progressing up a modest slope with hole 18 on the top returning to the clubhouse.

While various hole arrangements were considered, the best in my view was the one that exists today. The only arguable shortcoming is that hole 18 is short, purists favouring a tough finishing hole. It is easy to argue that its location on the edge of the cliff face adds more than adequate interest to the hole.

All the green surfaces at Werribee Park were influenced by the Royal Melbourne models. Greens were sized around 550 square meters with relatively large but shallow sand traps. Many years later it greatly pained me to see several sand traps greatly deepened. Why? – Because there is only one type of shot that can be played from them. Shallow traps present options – potentially confusing to the golfer."





Remember to always capture any photos or take video footage of anything funny or unusual that you see out on the golf course that you think might be worth sharing with the group. Thanks to Thomas, Jaxon, Mick, and Fil for their contributions to this month's blurb. There were some great photos provided by the boys which makes the content all the more interesting especially when they come with a story to boot.



SuperCoach

ESPN footy tips

What a footy tipping season if your surname happens to be Brunton. There were 5x Brunton's entered in the Sunday Leave Pass Footy Tipping Competition, and they all finished in the top 5 positions. Poor Josh Brunton had the 3rd best score for the year (141) but because Emma, Jamie and Lucas all tied for 2nd, (144) wins \$82.50 each. Although Josh missed out on the cash payout, he will probably still go OK since Granma Lyn (149) took home the major prize and she has now got a spare \$302.50 to spend on her favourite Grandson.

1	Granma Lyn	19 6 7 8 5 6 7 7 7 4 5 3 8 7 6 6 8 7 7 8	8 (68)	149 (636)
2	emma brunton	18 5 6 8 5 6 7 7 7 4 5 3 7 7 6 6 8 8 5 8	8 (64)	144 (546)
3	Jamie Brunton	17 6 6 8 5 7 6 6 6 5 5 4 7 7 6 6 8 8 5 8	8 (65)	144 (575)
4	Lucas Brunton	17 6 7 8 6 5 7 6 6 4 6 3 6 7 6 5 8 7 8 7	9 (57)	144 (692)
5	Josh Brunton	17 5 6 8 5 5 6 7 7 4 5 3 7 7 6 6 7 8 7 7	8 (78)	141 (631)
6	Studaydream	17 5 8 5 7 7 7 7 6 2 6 3 6 6 6 7 8 6 7 8	6 (62)	140 (617)
7	brentdouglas	22 7 6 8 5 5 7 6 6 3 4 3 5 7 6 6 7 8 5 7	7 (36)	140 (690)
8	CDSMaggies	16 6 5 8 5 6 7 7 7 5 5 3 6 7 6 6 7 6 5 9	7 (73)	139 (525)
9	GPTiges	17 6 7 8 5 6 7 7 6 4 5 3 7 6 5 5 7 7 6 9	6 (72)	139 (628)
10	Egga_77	19 5 5 6 5 7 7 7 6 4 4 2 6 8 6 7 8 7 4 8	4 (64)	135 (556)
11	jacqu!	18 5 7 7 7 7 7 7 6 2 4 3 7 5 4 5 8 6 4 8	8 (58)	135 (603)
12	Barry Bulldog	16 5 7 8 6 6 7 6 5 3 4 3 6 6 5 6 8 7 5 8	7 (43)	134 (871)
13	Bluebagger64:)	18 3 6 6 5 7 7 6 5 5 5 3 7 7 5 4 7 6 5 8	7 (54)	132 (612)
14	Mjs Supercoach	16 5 4 7 5 5 6 7 6 4 5 3 7 6 6 6 6 6 6 9	7 (53)	132 (659)
15	Minicooper6	15 4 8 8 7 5 8 6 6 3 5 3 5 3 6 6 8 6 6 6	8 (73)	132 (701)
16	Westyhead21	16 5 4 7 5 7 6 6 5 3 6 4 7 7 4 6 7 6 7 8	5 (75)	131 (625)
17	SOS64	16 5 7 8 5 5 6 5 7 5 5 2 7 6 4 5 7 6 5 8	7 (78)	131 (650)
18	Basin Col	16 6 5 6 4 7 6 6 6 4 4 3 7 7 7 6 7 5 6 8	4 (77)	130 (523)
19	Dawso28	16 4 4 8 5 5 6 6 7 3 5 3 6 7 6 6 7 6 6 8	6 (63)	130 (568)
20	jaxon fitzy	18 7 5 6 7 7 8 3 5 3 2 4 5 6 5 6 8 1 7 8	8 (63)	129 (606)
21	BronOS	14 6 7 8 5 6 6 6 7 4 5 2 4 5 8 5 7 5 5 7	4 (51)	126 (634)
22	Phil Plane	15 4 7 7 7 5 6 6 4 4 4 2 5 6 3 6 6 6 4 7	7 (71)	121 (704)
23	TeeBass	14 5 4 7 5 5 7 6 5 2 5 4 5 5 4 5 8 4 5 3	9 (47)	117 (727)
24	CAMAKAZE	17 4 5 7 6 6 7 5 7 2 3 2 5 2 6 5 6 5 5 3	8 (46)	116 (605)
25	Sneaky Pete 013	17 4 7 5 5 7 6 5 6 3 4 2 1 5 4 4 5 1 4 6	5 (58)	106 (666)
26	wassaablue	17 4 7 5 5 7 5 3 2 4 2 3 1 3 3 4 4 1 5 3	5 (58)	93 (584)
27	Sunday Highway	13 4 6 7 6 5 6 4 6 3 2 1 1 3 3 4 4 1 5 3	5 (58)	92 (580)
28	Egga77	12 3 3 5 5 2 5 3 2 3 2 3 1 3 3 4 4 1 5 3	5 (58)	77 (627)

	Cash Pool	\$ 550.00
1st Prize 55% of total prize pool	Grandma Lynn 149pts	\$302.50
2nd Prize 30% of total prize pool	Emma Jamie & Lucas 144 points	\$82.50
3rd Prize 15% of total prize pool	No prize	

Thanks to all of the folks who joined the tipping comp, hopefully next year we get a few more members involved. Although it was good to see the usual tipping winners dethroned this year it would still have been nice to share the prize pool amongst a few other people.

Career Stats		Newell Richards				Season 2022 Stats		GIR Stats						
Current Club Ranking		No ranking	Weeks at No# 1 Ranking		7	Rounds Played		5	Total# GIR	9				
Rounds Played		100	Total Shots		10780	Points 2022		7	Average % GIR	10.00%				
First Joined Club		Sep-13				Skins 2022		2	Total					
Current Slope Handicap		18.4	Current Old AGU H/cap		19.8	Average Score 2022		102.20	Par 3	4	% GIR 17.39%			
Average Score per Round		107.80	Best Round		89	Gardiners Run	Jan-21	Average Place Ranking 2022	22.60	Par 4	3	% GIR 5.88%		
Average Place Ranking		13.68	Worst Round		149	Morack	Nov-13			Par 5	2	% GIR 12.50%		
								Eclectic Stroke Score 2022	75	Putting Stats				
								Eclectic Stableford Score 2022	52	Total Putts	184			
Total Putts		3651	Average Putts Round		37.64			Best Round 2022	92	Centenary Park	Round Average	36.80	Putts p/round	
Average % GIR per round								Worst Round 2022	109	Bayviews	Best Round	33	Centenary Park 21	Mar-22
Greens in Reg	Par 3	12.57%	Best Putts Round		29	Yarrambat	Oct-16				Worst Round	39	Devil Bend	Jul-22
Greens in Reg	Par 4	7.67%	Worst Putts Round		47	Warburton	Feb-14							
Greens in Reg	Par 5	6.85%												
AVG GIR		8.92%												
Career Stats		Total	Par 3's	Par 4's	Par 5's	Season 2022 Stats		Total	Par 3's	Par 4's	Par 5's			
Pars		210	78	99	33	Pars		17	7	6	4			
Birdies		13	6	4	3	Birdies		1	0	0	1			
Eagles		0	0	0	0	Eagles		0	0	0	0			
Newells		85				Newells		4						
Monthly Titles		5				Average Score Par 3's		4.39	Beer Wench Title		10			
Barham Golf Club		Dec-20				Average Score Par 4's		6.10	Gardiners Run		Jan-22	Morack	Nov-13	
Howlong		Dec-18				Average Score Par 5's		6.19	Werribee Park		Aug-16			
Gardiners Run		Jan-18										Devils Bend	May-16	
Centenary Park		Mar-17										Waterford Valley	Jan-15	
Centenary Park		May-15										Rosebud	Jul-14	
												Dorset	Mar-14	
												Warburton	Feb-14	
												Waterford Valley	Jan-14	
												Rich River	Dec-13	
Career Stats			Total score		Holes Played		Percentage Par's from Par 3		41%	Percentage Birdies from Par 3		0%		
Average Score Par 3's		4.64	2176		469	4.639658849	Percentage Par's from Par 4		35%	Percentage Birdies from Par 4		0%		
Average Score Par 4's		6.15	6182		1006	6.145129225	Percentage Par's from Par 5		24%	Percentage Birdies from Par 5		100%		
Average Score Par 5's		7.45	2422		325	7.452307692								
			10780		1800									
Percentage Par's from Par 3		37%												
Percentage Par's from Par 4		47%												
Percentage Par's from Par 5		16%												
Percentage Birdies from Par 3		46%												
Percentage Birdies from Par 4		31%												
Percentage Birdies from Par 5		23%												

Newell has had a colourful Sunday Leave Pass Career, he averages still averages 107.8 shots per round, yet his handicap is 18.4 meaning he needs to shoot 90 each month to play to has handicap. Clearly all of those big scores in his early rounds are still having a big impact on the data. Having a “Newell” (a score of 10 or more) became part of the SLP vernacular when Rick Turcinovic was describing a bad hole while having a drink at the 19th hole. Evidently double digits holes were so prevalent on Newell’s score card that it seemed a natural way of identifying a bad hole. Newell is the Newellingest player in the social club history, he has a record total of 85 Newell’s credited to his name. Although 64 of those Newell’s were achieved in his first 5 seasons.

Newelled Holes	Total	Newells	Par 3's	Par 4's	Par 5's
2011	0	0			
2012	0	0			
2013	20	20			
2014	17	17			
2015	9	9			
2016	18	18			

Newelled Holes	Total	Newells	Par 3's	Par 4's	Par 5's
2017	5	5	0	0	0
2018	5	5	0	0	0
2019	4	4	0	0	0
2020	1	1	0	0	0
2021	2	2	2	0	0
2022	4	4	1	0	0

Newell has won twice as many Beer Wench titles as he has Monthly titles, although with a total 5 career wins there are only 8 other members who have notched up more wins than Newell has. Newell’s best course is Centenary Park where he has won twice.

Newell’s best holes are the short one hitters. He averages 12% GIR on par 3 holes against a career average of 8.9% across all holes. Also, 46 percent of his total birdies are on par 3 holes. Newell has won 12 NTP titles over his 100 appearances which has therefore given him 469 unsuccessful attempts to make a hole in one.

Newell was the first Sunday Leave Pass member to be drunk under the table by Stevie Powne on the golf trip, and it should be mentioned that to his credit he still managed to wake up the next morning and shoot the best score for the day.



Newell
Richards
yes
7
5
4
5
4
7
5
4
5
5
8
5
4
5
6
6
4
4
93
24
24
69
1
15



Werribee Park Golf Course Results

Although Werribee Park is a beautiful golf course and despite it being in great condition at a time when many other courses have been closed and deemed unplayable due to the recent heavy rains, it still destroyed the hopes and dreams of the majority of the field. Only 3 players broke their handicap on Sunday and beyond Todd, Greg, and Tom the scores quickly regressed. Todd Neilson finished the day at the top of the points distribution with a very impressive 90 off the stick (Nett 68). When you consider that the single figure handicappers SOS (shot 87) and Mick (94), Todd’s score of 90 was a commendable effort and well and truly deserving of the 15 championship points.

Greg Parsons and Tom Kellythorn couldn't be separated as they both shared a 69. When two players are stuck together, it is necessary to work out which of the two guys got to take the top position by doing a count back which on this occasion went in the favour of Greg Parsons. Although only one point separated first and second place, it should be noted that Greg Parsons scorecard included 2 x Newell's, so he can probably count himself unfortunate that those big scores on the 4th and 11th holes ultimately cost him what could have otherwise been a very convincing victory. Greg can't be too disappointed however as he has already booked himself a ticket in the big dance playoff for the blue Jacket because he has previously won this year at Dorset, which coincidentally he won with a score of Nett 69.

Interestingly, the 4x times crowned Worst putter award winner, managed to have a good day with the putter when the majority of the field struggled to hit the ball in the hole. Greg only needed 34 putts to complete the 18 holes, which is nearly 5 strokes better than his career average with the putter and 3.5 strokes better than the average putts for the field during Sunday's event.



We think he may have gone the early crow; however, Greg has claimed that his putting yips are now behind him and after 4 years in a row ranked as the club's worst putter, he claims he is ready to hand the trophy back so it can be passed on to the next person. We will wait and see if the putting prowess is a permanent change or just a one-off miracle, but either way Greg will have his work cut out to retain the trophy because Jaxon Fitzpatrick is making a strong push to become the worst putter in the social club. Jaxon used the putter 45 times on Sunday which certainly did not help his position in the field. Jaxon had 9 turns at the flouro yellow monkey vest including 7x three putts and 2x four putt greens. This year Jaxon has had 290 putts from 7x rounds. He has only had 2 months during the season where he has gone under 40 putts and is currently averaging 41.43 strokes with the flat stick. There is still plenty of golf to go yet, however with numbers like that we may just need to give a new name to the trophy engraver this year.

One player who will not need to worry about the title of worst putter is Glenn Douglas. Glenn was in a hurry to catch his flight out of Tullamarine to Bali, so he was very economical with the time he spent on the greens. Douggo completed his round with just 32 putts for the day. Unfortunately, his extraordinary putting performance didn't amount to success on the scoreboard or get Douggo to the airport any quicker. Douggo drew the short straw and was partnered up with Greg Parsons and Newell Richards who couldn't help but provide incessant chatter for the entire round. Douggo started the day patient and tolerating of the background jabbering, he even went as far at one stage as to apologize to the guys for being so inconsiderate as to try to hit while they were talking. However, in the end it was too much for him and his head exploded. While Jaxon might be getting the trophy for the Worst Putter, you might want to consider Glenn for the Angry-man award. Towards the end of the round there were clubs flying all over the place at the same rate as there were expletives and profanities being hurled. It was a good thing Douggo had to bail to get to Bali because he looked like he definitely needed a relaxing holiday to get over the experience of walking the fairways with Newell and Greg.

There would be a few guys who were also wishing they were leaving golf to have a holiday break. Rick Turcinovic was strongly considering full blown retirement after he shot a 69 off the stick on the front nine, his round included 2x Newell's. With Nett 94 for the day, he convincingly finished in the beer wenching position. As the chief fine master Rick fined himself \$50 for the 69 on


the first nine. Dawso and Jayden were quick to let Rick know that \$50 for a 69 was pretty good value. After coming last this month Rick will join the Beer Wench wall of shame, he will be obligated to wear the pink vest next month at the Ringwood round and of course he has booked himself a ticket into the playoffs at the end of year trip when we will be running the battle of the Beer wenches' tournament at Shepparton. Rick will be required to wear the Beer Wench vest next month or pay a \$10 fine if he doesn't attend the September round and then he will be earmarked to challenge the other 12 Beer Wenchs in December to make sure he doesn't become crowned the Beer Wench of Wenchs.

Monthly winners eligible for Beer Wench of Beer Wenchs playoff in 2022

January (**Newell Richards**) 107 Nett [89]. February (**Mark Fitzpatrick**) 107 Nett [88]. March (**Chris Westhead**) 113 Nett [85]. April (**Jaxon Fitzpatrick**) 124 Nett [101]. May (**Tony MacIsaac**) 121 Nett [94]. May 2 (**Mark Fitzpatrick**) 125 Nett [105] June (**Ben Nichol**) 111 Nett [92] July (**Thomas Cooper**) 127 Nett [100] August (**Rick Turcinovic**) 127 Nett [90] September (?????????)

Thomas Cooper did a great job wearing the Pink Vest on Sunday and after making a 13 on the Par 5, eleventh hole including playing his 7th shot off the tee it was starting to look like he might be a possible candidate to go back-to-back Beer Wench.

It wasn't the case however because when a crocodile popped it's head out of the water while Thomas was looking for any of the three golf balls he had just deposited in the Werribee River, he thought of Chubbs and then by channelling his inner Happy Gilmore, Thomas regrouped and found his Happy Place. Suddenly Thomas was outdriving Big Mick and Stu Coops, he bounced his golf ball through the bunker and onto the green to set up a 6 foot par putt on the 16th hole, he stiffed his ball from a 30 meter pitch for a tap in par on the 17th hole and then just like Happy Gilmore himself, Thomas holed a monster putt on the final hole to not only win the longest putt competition but also entrench himself inside the top 10 of the August points leader board.



Although Thomas didn't have to putt around and through a broken grandstand or negotiate a VW beetle parked in the middle of the green, he did sink a 1578cm putt in front of an audience of 12x obnoxious Sunday Leave Pass members and a restaurant full of hungry diners.

Thomas has convincingly taken the lead as the holder of the longest holed putt. His contribution on Sunday was nearly 10 meters longer than the previous record holder. Although there are plenty of rounds to go to try to beat Thomas' record, I am not sure how many golf courses have greens big enough that you can hit a 16-meter putt.

Winners of Longest holed Putt

Jan (Jaxon Fitzpatrick) 1700cm. (putted from off the green) **rule changed since**
Feb (Newell Richards) 463cm
Mar (Steve O'Sullivan) 588cm
Apr (David Page) 468cm

May (Steve Dawson) 658cm
Jun (Todd Neilson) 250cm
Jun (2) (Wayne James) 95cm
Jul (Steve Dawson) 415cm
Aug (Thomas Cooper) 1578cm
Sep (?????????????) cm

We look forward to seeing who finishes up the season as the No# 1 ranked player for the longest putt for the year.



This year we are trialling a new competition. The concept is called the longest holed putt. The first group get to place a marker on the green at the point where the ball was located when the ball was holed. The intention is then to see who manages to sink the longest putt on that hole, as the marker would move further and farther back and around the green as we drop in those 8' and 10' footers for par, bogey, double bogey or even a Newell.

This month the prize was won by Thomas Cooper who dropped in a massive birdie putt on the 18th green. Thomas has joined the field for the final putt off which will be held at Shepparton.

Tom Kellythorn bookended his round with one putt greens. Tom drained a long putt on the first green for a par and he posted a single shot with the putter on the 18th green, however in between those there were 16 consecutive 2 putts in a row. Although he didn't have to put on the yellow vest for the entire day, Tom will certainly be rueing the fact that if he had only holed any of those other putts between holes 2 and 17, he could have robbed his fellow boatperson of the monthly title.

Stu Coops also went his entire round without making a three putt, and even more importantly he went the full 18 holes without losing a golf ball. Miracles can happen!

Although Ben Nichol had a very tough day at Werribee, he finished his round with 111 and in 23rd position, his day was not a total waste of time because Ben was one of only 2 players to make a Birdie on Sunday and what's more his Chip in for a 2 on the 15th hole was on a 9 hole skins Jackpot hole, meaning Ben was the lucky recipient of 9 raffle tickets and elevated himself into 5th place in the annual skins competition.

Although he didn't chip in for a Birdie, SOS managed to salvage a par on the 18th hole after driving his golf ball down the cliff and on to the 16th tee. Blindsided and playing by feel he somehow managed to hit an 8 iron high enough to cover the steep bank and miraculously the ball finished up landing on the green.

Jayden Orger also launched his ball over the ravine on the 18th tee. Jayden's ball was even more errant than SOS' and when the ball was finally located it was in the bunker at the back of the 15th green. Jayden casually flopped his ball out of the sand and then knocked a pitching wedge over the corner of the restaurant and onto the green. Most people don't even bother climbing down the hill to look for their golf balls, so for two of our members to be able to find it and hit it back on to the green is a work of artistry.



<https://youtube.com/shorts/CqS-GUBbrI0?feature=share>

<https://youtube.com/shorts/Dr1zql1Z7Sw?feature=share>

Peter (Mack) learnt the hard way that there is no such thing as a gimmie. Peter missed an easy tap in par putt on the 14th green and then finished the hole with a 5 putt because he hit his ball away from the hole thinking the next putt was good. Mack was forced to continue out putting until the ball finally dropped to the bottom of the hole and what should have been a par turned out to be an 8 on the scorecard.

Mark Fitzzy ran into trouble on the par 5 eleventh hole. After donating a ball into the crocodile infested Werribee River, Fitzzy then went on to hit his ball into the greenside bunker. Once the ball was in the sand it was hard to get it out. It took Mark 3x attempts to get the ball over the lip and by the time he did so and then holed his putt he had accrued a Newell plus one (11) on the score card.

Fitzzy shouldn't feel too bad about having three shots in the bunker on the 11th hole, even big Mick got stuck in the sand and could not get his Titleist 2 out, the only difference being Mick was in the bunker for 2 shots on the 493-meter hole after hitting a 320 meter drive down the middle of the fairway and then a 6 iron over the green and into the bunker. Instead of a possible eagle or an easy birdie, after multiple shots in the bunker it meant Mick finished the hole with a double bogey (7).



It was a tough day for Mick, and therefore he closed out his round at the back of the field. With 94 off the stick and playing off a handicap of 8 he wasn't too far away from being handed the beer wench vest.

Once Thomas found his happy place, Mick was struggling to keep up with the long drives from Thomas Cooper and the big brickie couldn't work out his levels on the putting surface either. Mick usually averages 34 putts per round but on Sunday at Werribee Park he was left wearing the yellow vest and closed out his day with 37 putts against his name. It was also another birdie free round for Mick, which is very unusual, so it didn't come as a surprise to find out after the game that Mick was carrying a significant injury. Evidently Mick crushed his finger between a pellet of bricks against a wall at work and he was struggling to hold the golf club properly let alone try and hit a golf ball with it.

Stevie Powne got his golf ball crushed up against the wall of the bunker. The poor Blue Smurf had no hope of extricating his ball when it plugged in the sand right up against the lip on the second hole. Despite nearly swinging himself off of his feet, the ball hit the lip and then bounced back at him and stayed in the trap, Steve only just managed to keep his footing to stop himself from falling down into the bottom of the bunker after the ball.



In the end Steve was lucky to get out of the bunker and more importantly out of the 2nd hole without making a Newell. His escapades in the bunker had taken quite a few shots but when all things were completed, Steve was able to sign himself in for a score of 9 for the hole.

Golf is a tough game, and the reality is that at some point in your round you are going to make some mistakes. According to the experts, the difference between a good golfer and an average golfer is that a good golfer ensures they don't compound mistakes on top of one another when they happen, whereas a poor golfer gets themselves in trouble and then on the shots that immediately follow, they manage to get themselves into more trouble than they were in after the first error. It is for this reason why most of us at some stage in the round manage to have a disastrous blow out hole which ultimately can cost you the monthly title, (Greg Parsons) or result in your name being entered into the Sunday Leave Pass Newell tally "wall of shame". This month there were a total of ten names added to the ever-growing data base. Thomas Cooper had the biggest Newell for the day (13) and Rick and Greg Parsons had the most Newell's on their score cards, both boys reaching double figures twice.

NEWELL'S

Jaxon Fitzpatrick	4th Hole Par 5 (10)			Simon Galloway	9th Hole Par 5 (10)	
Greg Parsons	4th Hole Par 5 (10)			Phil Plane	9th Hole Par 5 (11)	
Ben Nichol	4th Hole Par 5 (10)			Greg Parsons	11th Hole Par 5 (10)	
Rick Turcinovic	4th Hole Par 5 (10)			Mark Fitzpatrick	11th Hole Par 5 (11)	
Rick Turcinovic	7th Hole Par 4 (10)			Thomas Cooper	11th Hole Par 5 (13)	
		“A Newell,” is a golfing term defined as “A score of 10 or more shots on a single hole.”				


If you want to check out who else has made a Newell, then you can click on the link to go to the honour board on the website [Newell's – Sunday Leave Pass](#)

Although it seems to be the case sometimes, we don't always just highlight the low lights of the golf. When they happen, we do like to celebrate the positives as well. It is just normally we contribute more misfortune than fortune as can be seen by the Birdie Tally for the Werribee Round. Only Ben Nichol and Thomas Cooper were able to go sub-par on a hole. Bens Birdie coming from a chip in from 30 meters off the green on the Par 3, 15th hole, and Thomas Cooper crushed a drive past Mick Harpers ball, knocked a wedge onto the green and then whilst in is happy place he visualized and executed the perfect putt for a Birdie 3 on the final hole of the day.

We keep track of the birdies made each month and they are recorded for posterity on the website, [Birdies – Sunday Leave Pass](#)

This month's inductees included:

The Birdie Crew

Ben Nichol	15th Hole Par 3		Thomas Cooper	18th Hole Par 4

After the August round, the points leader board has started to close up dramatically. Whilst on his Western Australian junket tour, by missing last month at Devil Bend and then a poor showing this month, SOS has relinquished an almost unassailable lead. There are now 6 players within a monthly title of reaching the top of the ladder. Tom Kellythorn has moved within just 6 points of SOS and Wayne, Stu, Dawso and Gerard are still within reach of taking home the championship trophy.

Place Standings for 2022:

Name	Total	Played	Rank		Name	Total	Played	Rank
Steve Osullivan	73	8	1		Cameron Ross	15	1	28
Tom Kellythorn	67	8	2		Andrew Clarke	15	4	28
Wayne James	59	9	3		Tim Emmerson	15	3	28
Stuart Cooper	58	9	4		Jayden Orger	15	3	28
Steve Dawson	58	9	4		Peter MacArthur	15	2	28
Gerard MacIsaac	58	5	4		Colin Ewart	12	5	33
Mick Harper	54	8	7		Ben Nichol	12	6	33
Steve Powne	48	8	8		Dale Robinson	8	1	35
Anthony Emmerson	43	5	9		Newell Richards	8	6	35
Greg Parsons	42	7	10		Greg Spence	7	2	37
Glenn Douglas	41	5	11		Tom Harold	6	1	38

Todd Neilson	40	7	12	Jamie Brunton	6	3	38
Barry Hemsley	37	7	13	Brent Douglas	6	3	38
Simon Galloway	31	7	14	Ron Parsons	6	6	38
Leigh MacIsaac	31	5	14	Peter Harold	5	1	42
Tony MacIsaac	30	4	16	Grant Kelly	4	1	43
Jake Schmidt	29	5	17	Duan Robinson	3	2	44
Shane Cumming	28	7	18	Cam Douglas	3	2	44
Jaxon Fitzpatrick	27	8	19	Peter Calyvopoulos	2	2	46
Chris Westhead	24	7	20	Rob Underwood	2	2	46
Mark Fitzpatrick	23	8	21	Shaun Klep	2	2	46
Thomas Cooper	18	6	22	Warren Perrett	1	1	49
David Burns	18	2	22				
Chris Sfiligoj	18	5	22	YET TO PLAY			
Phil Plane	17	8	25	Jason (HOG)	0	0	50
Rick Turcinovic	17	6	25	Karl Schulz	0	0	50
Mark Sfiligoj	16	5	27	Adam Cooper	0	0	50

With a win at Werribee Park Todd Neilson claimed his 3rd Sunday Leave Pass Career title. 90 was his equal best score for the year although his last effort was at Spring Park a par 66 course, so realistically he played 6 strokes better in August than he did for the same score at Spring Park. Greg Parsons had his best putt score for the year and the reward for hitting the ball in the hole more regularly was a 2nd place finish. One can only imagine what score Greg could have had, if he didn't get stuck in the bunker a couple of times which ultimately resulted in him featuring in the Newell tally on a couple of the par 5 holes. Tom Kellythorn enjoyed the 7-minute travel time from home to the golf course, he was a lot fresher when he arrived at the first tee because normally, he has racked up a good hour in the car before he arrives ready to play. The reward for not being tired was an error free round of golf. Tom finished in equal 2nd place but third on a count back.

Simon Galloway started off rough but came home flying. Simon's round was a game of 2 halves. 62 strokes on the front nine was looking pretty ominous and Simon was getting nervous about finishing in last place, however something clicked after the turn (perhaps he found his happy place) and Simon improved by 14 strokes on the back nine which enabled him to produce a score sufficient to feature in the top 5. Stu Coops rounded out the top 5 positions. However when you consider that Werribee was Stu's 6th round of golf for the week, based on the level of practice he had accrued, he should have been in blistering form. So, a score of 89 was a little disappointing.

Results for Werribee Park were as follows:

Ranking	1	2	3	4	5	6	7	8	9
Player	Todd Neilson	Greg Parsons	Tom Kellythorn	Simon Galloway	Stuart Cooper	Jake Schmidt	Thomas Cooper	Chris Westhead	Peter McArthur
Score	90	103	93	110	89	104	105	112	104
Handicap	22	34	24	36	15	30	30	37	Callaway 27
Nett Score	68	69	69	74	74	74	75	75	77
Points	15	14	13	12	11	10	9	8	7

Ranking	10	11	12	13	14	15	16	17	18
Player	Steve Dawson	Steve Powne	Steve O'Sullivan	Jayden Orger	Glenn Douglas	Mark Fitzpatrick	Wayne James	Leigh MacIsaac	Ron Parsons
Score	97	99	87	104	99	103	96	100	111
Handicap	20	21	9	Callaway 26	19	22	15	17	26
Nett Score	77	78	78	78	80	81	81	83	85
Points	6	5	4	3	2	1	1	1	1

19	20	21	22	23	24	25
Newell Richards	Mick Harper	Phil Plane	Jaxon Fitzpatrick	Ben Nichol	Mark Sfiligoj	Rick Turcinovic
107	94	117	121	111	109	127
21	8	31	34	33	21	37
86	86	86	87	88	88	90
1	1	1	1	1	1	1

For those players not familiar with the scoring process, listed below is the format we use in Sunday Leave Pass competitions.

Once all of the players are ranked then the Seasons Championship points are allocated according to the position in the field.

The player in 1st place gets 15 points, 2nd place 14 points, 3rd place 13 points, etc. etc. Any player who completes the round however finishes ranked outside the top 14 and is placed between 15th spot to BeerWench then they are all allocated 1 championship point for attending.

For the benefit of the newcomers or the uneducated we thought it would be a good opportunity to go through the player rankings and point scoring system again.

Sunday Leave Pass competitions are run using Stroke so you need to count every shot that you play and you need to finish every hole. Each player's Nett total score is then calculated by deducting the players handicap from the Gross score. If a player doesn't have an official Sunday Leave Pass handicap, then a temporary played to handicap is allocated on the day using the Callaway handicapping system.

Once the players Nett score is calculated they are ranked from lowest score (Monthly title winner) to highest score. (BeerWench) Where more than one player has the same Nett Score then the place allocations are decided based on a countback system.

The player with the most points at the end of the year is crowned the Points champion irrespective of how many rounds a person has played. If one person plays 13 rounds for the year and the person in 2nd place has only played 10 rounds but is close to the same score then that is bad luck to the person in 2nd place. All players are invited to play the entire fixture. We reward participation rather than perfection and performance so if you play more often you will end up with more points.

Nearest to the pin prizes were won by:

3rd Hole	Greg Parsons	Prize Ball
8th Hole	Thomas Cooper	Prize Ball
15th Hole	Stuart Cooper	(Raffle Ticket)
17th Hole	Steve O'Sullivan	(Raffle Ticket)
1 st Hole NTP 2 nd Shot	Mick Harper	(Raffle Ticket)
Longest Drive	Tom Kellythorn	(Raffle Ticket)
Longest Holed Putt	Thomas Cooper	Prize Ball
	1578cm	

Reminder

The ball must be clearly on the CUT surface of the green or fairway to win NTP or longest drive. If it is not on the fairway it doesn't count.

Each player won 1 ball each.

Golf Balls are owed to the following people:

Todd Neilson	\$25 Hog voucher	Winner at Werribee Park
Cam Ross	\$25 Hog voucher	Winner at Devil Bend
Tim Emmerson	x1	NTP 3 rd Hole Gardiners Run
Ben Nichol	x1	NTP 7 th Hole Gardiners Run

Werribee Park statistics included, 2x Birdies and 49x pars, 169 bogeys, but the scary part of the round was the fact there were more than 230 double bogies or worse; including 10 Newell's (Score of 10 or more). As a group we had 940 putts at an average of 37.6 putts each.

Unfortunately, that means we had 55 more putts than last month, and we averaged 2 extra putts each player. There were only 61 one putts, and Ben Nichol was the only player to chip in for a noner. The lightning quick downhill putts were responsible for 95 exchanges with the three-putt monkey vest. The fine jar was topped up with \$12 worth of fines for 4 putting or worse including a five-putt green by Mack.

"SKINS" are distributed to those players good enough to win a hole outright. If more than 1 player got the lowest score on a hole it is Jackpotted until an outright winner occurs. Just a reminder that for every round you play you are automatically awarded a raffle ticket to go towards the end of year raffle, then extra tickets are issued if you wear the official club shirt. Plus, the monthly winner has the option of exchanging the number of balls owed to Raffle tickets for the end of year prize draw as can be any nearest to pin or long drive or other ball prizes.

Skins were hard to come by this month, probably because there were not many birdies or good holes racked up by anyone in the field. Ben Nichol was rewarded for his birdie on the 15th hole with a nine-hole skins jackpot. Jake Schmidt won skins on the 2nd hole and then again on the 5th hole. It was a good haul for Jake, and it proved that making a par on a hole where you get 2 shots with your handicap can be a great advantage. Greg Parson won a skin for his par on the 6th hole and the remaining three skins on offer were claimed by Thomas Cooper who won a two skins Jackpot for his par on the 17th hole and then another skin for birdying the 18th hole.

Skins at **Werribee Park** were won by:

1	Jackpot
2	Jake Schmidt
3	Jackpot
4	Jackpot
5	Jake Schmidt
6	Greg Parsons
7	Jackpot
8	Jackpot
9	Jackpot
10	Jackpot
11	Jackpot
12	Jackpot
13	Jackpot
14	Jackpot
15	Ben Nichol
16	Jackpot
17	Thomas Cooper
18	Thomas Cooper

Number of skins won

Ben Nichol	x9
Jake Schmidt	x5
Thomas Cooper	x3
Greg Parsons	x1

Steve Powne ticked off a couple of new names from his Champion of Champions hitlist... Although to provide a wee bit of entertainment and hilarity at the bar because he also tried to hit the Newcomer Peter MacArthur up for a free drink even though Mack didn't play a game in season 2021. Consequently, Steve was forced to buy Peter a drink instead. Peter thinks the social club policies are fantastic and he relished the opportunity to enjoy his free drink. For the rest of the afternoon, Simon Galloway, Jake Schmidt, and Jayden Orger were all standing around the smurf in his Blue Jacket hoping they were going to be the next person he tried to tap on the shoulder.

Player Name	Rounds 2021	Player Name	Rounds 2021	Player Name	Rounds 2021
Adam Cooper	5	Gerard MacIsaac	4	Ron Parsons	Paid
Andrew Clarke	5	Glenn Douglas	3	Shane Cumming	8
Anthony Emmerson	5	Greg Breasley	3	Shane Lambert	1
Barry Hemsley	Paid	Greg Parsons	Paid	Steve Dawson	Paid
Ben Nichol	5	Jamie Brunton	Paid	Steve Osullivan	8
Brendan MacIsaac	1	Jaxon Fitzpatrick	4	Steve Powne	8
Brent Douglas	8	John Mea	3	Stuart Cooper	9
Cam Douglas	7	Mal Griffiths	2	Thomas Cooper	9
Cameron Ross	Paid	Mark Fitzpatrick	8	Tim Emmerson	*
Carl Schwarz	2	Mark Sfiligoj	Paid	Todd Neilson	Paid
Casey Morrison	3	Mick Harper		Tom Thorn	9
Chris Sfiligoj	6	Newell Richards	Paid	Tony Grasso	3
Chris Westhead	5	Peter Calyopoulos	4	Tony MacIsaac	5
Cliff Rowe	3	Phil Plane	Paid	Warren Perrett	1
Colin Ewart	Paid	Rick Turcinovic	6	Wayne James	Paid
Paid		Robert Underwood	Paid		



For those who have forgotten about the powers bestowed on the Blue Jacket here is a reminder of how it works.

As the Champion of Champions Steve will be able to ask any Sunday Leave Pass member to buy him a drink, it is limited to only receiving one drink per member (beer or soft) over the entire year and it can only be done so if he is wearing the Champion of

Champion jacket at the time. **This of course does not include new members who**

did not play at least one or more rounds in season 2021, but not exclusive to those who attended the golf trip. So, if he manages himself correctly, he should be looking at up to 42 free beers or soft drinks over the next 12 months. Now, that is a prize worth aspiring for.

The other condition is that Steve must be the one who consumes the drink, he cannot use his power to buy beverages for anyone else. There is also a catch where, if Steve asks someone who has previously shouted him a drink, then he must immediately buy them a drink instead. **Steve can also kick in the balance of \$2 per shout to upgrade his beer to bourbons if he prefers to.**

Remember that Steve must be wearing the jacket, He must continue to wear the jacket while he is drinking. If it is too hot to wear the Champion of Champions jacket that is OK, just choose not to wear it and then you are not eligible for a free drink. All purchased drinks are to be opened so they cannot be taken home for future consumption or to give to dinner guests or visitors. A traveller for the drive home is OK so long as it is opened, and Steve is the one who drinks it.

Remember: In order, to qualify as the Champion of Champions a member just needs to win a monthly title. All of the winners from the monthly championships who are attending the golf trip will then play off for the title based on total accumulated stableford points from 9x Randomly selected holes. The Winner is the person with the most points over those 9 nominated holes, and in the event of a tie then a Countback to determine the winner applies.

NOTE: The Winner of the December title is also eligible to win the competition however they only get to count their scores by using only 8 Randomly selected holes.

Monthly winners eligible for Champion of Champions playoff in 2022

January (**David Burns**) 92 Nett [66]. February (**Steve Powne**) 86 Nett [64], March (**Tom Kellythorn**) 88 Nett [69]. April (**Greg Parsons**) 94 Nett [69], May (**Steve Powne**) 80 Nett [62] May 2 (**Gerard MacIsaac**) 83 Nett [74] June (**Tony MacIsaac**) 99 Nett [71] July (**Cam Ross**) 99 Nett [71] August (**Todd Neilson**) 90 Nett [68] September (?????????)

For the newcomers, we have included a brief description of how the countback system works.

When more than one player has the same Nett Score (such as in the example below from Werribee Park then the place allocations are decided based on a countback system.

The count back system is formulated as the following. *Total number of stableford points scored on the back nine holes.

*In the event that both players have the same stableford score on the back nine it then reverts to the number of stableford points scored on the eighteenth hole. If this is the same then it goes to the 17th hole, sixteenth hole, fifteenth hole until a player has a better hole and therefore has a higher stableford score than the other.

The table below shows examples of the countback system as they occurred at Werribee Park.

Stuart Cooper	Simon Galloway	<p>In this instance both Stuart and Simon had Nett 74 after their handicap was deducted from the Gross Scores. So, we go back to a countback.</p> <p>In this example Simon wins because he had 24 points on the back nine compared to Stu who could only conjure up a disappointing 18 stableford points on the back nine and was therefore relegated down a place.</p> <p>If in the event that the countback, then identifies that both players have had the same stableford points score on the back nine then we go back to the individual holes starting from the 18th hole and compare results until a player had a standout result. In the example shown on the right both Greg Parsons and Tom finished their rounds equal with Nett 69. Then on the back nine holes each also had 21 Stableford points. On the 18th the two guys had 2 points. Greg made a double bogey 6 for 2 points as he gets two shots on the hole whereas Tom made a bogey 5 which was also worth 2 points. On the 17th hole Greg was able to make use of his handicap and the 2 shots he was allocated converted his bogey (4) into 3 stableford points whereas Tom made a double bogey on the difficult par 3 hole which meant he only received 1 stableford point on the hole. Consequently, Greg wins the countback and Tom is relegated back to a lower place ranking.</p> <p>If both scores are equal on the 18th hole, then then we would go back to the 17th hole, then the 16th, etc etc...</p> <p>PLEASE NOTE THAT THE COUNT BACK IS ON HOLES 10-18 irrespective of whether it is a two-tee start, a normal hit off from the first hole or as in the case of Devil Bend, we hit off both the 1st and 10th holes. It is always the 10th to 18th holes and if one person starts on the 10th hole and the other hits off the first hole then it still remains exactly the same formula.</p>	Greg Parsons	Tom Kellythorn
89	110		103	93
15	36		34	24
74	74		69	69
+2	+1		+4	+4
+2	+2		+0	+2
+2	+3		+2	+2
+2	+1		+4	+3
+2	+2		+2	+3
+2	+1		+2	+2
+2	+3		+2	+2
+2	+4		+3	+1
+2	+2		+2	+2
18pts	24pts		+21 pts	+21 pts

In order to win the Season Championship trophy, you need to play regularly and consistently to about your handicap or better, and it is the handicapper's responsibility to make sure that this doesn't happen. After every round, the scores are assessed and then the handicaps are adjusted according to your performance. As was the case last year we have adjusted the handicap formula to take into consideration the difficulty of each golf course, using the course slope index.

What we have done is simply aligned the Sunday Leave Pass handicapping process with the one used by golf link and by all golf clubs around the globe using the world handicapping system. Although your SLP handicap is unofficial and therefore it cannot be used to formally enter organized golf competitions and tournaments, it still should be an accurate reflection of your golfing prowess and a measure of what your GA (golf Australia) handicap would be if you subscribed the \$150 per year to get an official handicap.

Your playing handicap will fluctuate around your documented handicap index. When you play an easy course such as Ringwood or Dorset then you will actually play off a lower handicap than you normally would. On the other days when we invite you to play a harder course such as Eagle Ridge, Devils Bend, Werribee Park or Cape Schanck we will add a few extra shots to your arsenal just to give you more hope of avoiding total anxiety and depression.

HANDICAPS

The changes to player's handicaps are as follows:

BOLD RED NUMBERS- refer to players whose handicap has gone out **BOLD GREEN NUMBERS**- refer to players whose handicap has come in **BOLD BLACK NUMBERS**- refer to players whose handicap has remained unchanged **NON BOLD NUMBERS**- refer to players who didn't play this month, so handicap has not changed

Player:	New Handicap	Was		Player:	New Handicap	Was
Adam Cooper	17.8	17.8		Mark Fitzpatrick	19.3	19.1
Andrew Clarke	14.7	14.7		Mark Sfiligoj	18.3	18.3
Anthony Emmerson	13.9	13.9		Mick Harper	7.1	7.1
Barry Hemsley	26.6	26.6		Newell Richards	18.4	18.4
Ben Nichol	20.9	20.0		Peter Calyvopoulos	16.4	16.4
Brent Douglas	15.4	15.4		Peter MacArthur	Callaway 27	1 Games R'qd
Cam Douglas	23.2	23.2		Phil Plane	26.5	26.5
Cam Ross	25.8	25.8		Rick Turcinovic	32.5	32.1
Chris Sfiligoj	22.6	22.6		Ron Parsons	23.1	22.2
Chris Westhead	31.0	31.5		Shane Cummings	10.1	10.1
Colin Ewart	30.3	30.3		Simon Galloway	30.6	30.7
Dale Robinson	16.9	16.9		Steve Dawson	17.6	17.6
David Burns	24.4	24.4		Steve O'Sullivan	8.2	7.9
Duan Robinson	1 Games R'qd	1 Games R'qd		Steve Powne	17.6	17.7
Gerard MacIsaac	8.5	8.5		Stuart Cooper	12.5	12.6
Glenn Douglas	16.4	16.1		Thomas Cooper	25.2	26.1
Greg Parsons	28.4	29.3		Tim Emmerson	19.6	19.6
Jake Schmidt	23.2	New Slope H/Cap		Todd Neilsen	17.7	18.6
Jamie Brunton	24.1	24.1		Tom Kellythorn	20.7	20.4
Jaxon Fitzpatrick	29.7	29.4		Tony MacIsaac	27.5	27.5
Jaydon Orger	New H/Cap 26.0	Callaway 24		Warren Perrett	24.1	24.1
Karl Schulze	17.8	17.8		Wayne James	13.1	12.7
Leigh MacIsaac	14.5	14.5				

The handicapper was very busy this month, 9 players received a handicap trim adjustment. Some of those losing almost a full shot. Greg Parsons, Tom K and Todd copped the biggest hits. Having played 5 rounds with the social club, Jake Schmidt has been switched across to the slope handicap system. Jake will find the first few weeks tough as his handicap is originally based on his best rounds. Jayden Orger has been switched to a temporary club handicap for the next couple of rounds before he too will convert to the Slope system after 5 completed rounds. Jayden's starting handicap is 26.0 whereas Jakes handicap index was cut from 26.3 to 23.2.

The strokes taken off Westy, Greg, Jake, Simon, Steve P, Stu, Thomas, and Todd have been given back to the most deserving. Ben Nichol will find his handicap 0.9 strokes higher at Dorset than it was at Werribee Park. Douggo, SOS, Tom and Jaxon received 0.3 of a stroke, Fitzzy was boosted by 0.2 and Wayne and Rick also were allocated almost a half a stroke more to their handicap index.

Peter MacArthur has one round left using the Callaway handicapping system before he will be switched across to an official Sunday Leave Pass handicap for two rounds using the original AGU handicapping system before he will then be given a formal handicap Index using the Slope handicap system once 5 full rounds are completed with the social club.

Even if a player has an official golf link, as a matter of consistency we still use the Callaway system to calculate a daily handicap.

	<p>This system is used for determining fair allowances for social golf events that attract novices or occasional golfers. A player's Callaway handicap is determined after each round by deducting from his/her 18-hole gross score the scores of the worst individual holes during the first 16 holes of the round.</p> <p>In the computation of handicaps under this system:</p> <ul style="list-style-type: none"> -No hole may be scored at more than twice its par, - half strokes count as a whole, - the 17th and 18th holes are never deducted, <p>For example, if a player scores 99 on the day their handicap would be calculated as the sum total of their (3 worst holes) +1</p> <p>If a player scores 82 on the day their handicap would be calculated as the sum total of their (worst + ½ the 2nd worst hole) -1</p> <p>If a player scores 120 on the day their handicap would be calculated as the sum total of their (five worst holes) +2</p>
--	--

After 3 rounds they will be allocated a temporary handicap using the old AGU handicapping formula and then after 5 rounds they are elevated onto the official Slope handicapping system which was use thereafter for all club competitions.

Sometimes the Callaway handicapping system has proved itself to be very favorable to new members. Whenever we take on a golf course like Devils Bend or Eynesbury and the field struggle to play to their handicaps the Callaway golfers end up featuring

at the top of the points distribution. This was not quite the case this weekend although both Jayden and Peter McArthur finished inside the top 15 points rankings. Often a round on a low scoring course like Centenary Park or Dorset or Ringwood it can be difficult for a Callaway handicapped member to pick up too many points.

For those people interested in the mechanics of the handicapping system it can be best explained as the following.

How to calculate a GA Handicap

To calculate a player's GA Handicap:

- you must firstly identify the player's most recent 20 scores,
- you then determine the 'Played To' value for each of these scores,
- you average the best 8 'Played To' values,
- and finally you multiply this average by 0.93. The resultant figure (to one decimal place) is the player's GA Handicap.

* If a player's handicap record contains a lesser number than 20 scores, the number of scores used to calculate the player's handicap is as listed in the table below.

* There is no requirement for a player's most recent 20 scores to have been returned within a specific timeframe. For example, the most recent 20 scores may span a period of three years or they may span a period of three months.

* Once a player's handicap record contains 20 scores, the next score they return will result in the oldest of the existing 20 scores being removed (to be replaced by the new score).

Full Technical Procedure for Calculating a GA Handicap STEP 1 – Use the table below to determine the number of scores to be included in the GA Handicap calculation:

Number of Scores in Player's Handicap Record	Scores to be Used in the Calculation
5 to 6	Best/Lowest 1
7 or 8	Best/Lowest 2
9 or 10	Best/Lowest 3
11 or 12	Best/Lowest 4
13 or 14	Best/Lowest 5
15 or 16	Best/Lowest 6
17 or 18	Best/Lowest 7
19 or 20	Best/Lowest 8

Note: When the handicap record contains more than 20 scores, the GA Handicap calculation uses the best 8 of the player's most recent 20 scores.

GOLF TRIP 2022

Shepparton Golf Club

Please Note: We have booked the golf trip this year and we will be going back to Barham Golf course this year. The date of the golf trip will be Friday 9th December to Sunday 11th December 2022. The Cost is approximately \$350.00. We have booked for 36 players so please book it into your calendar and let me know if you are a definite attendee ASAP.

[YES I want to take part in the golf trip this year](#)

[No I will not be going on golf trip](#)

Please note: There are limited beds available for the golf trip in 2022 and the first 33 spots have already been taken. Once the allocations have been filled then there is no guarantee that I can accommodate you. Bookings are based on first in, first served, to reserve your spot you need to click on the link below or send an email confirm your expression of interest. Do not expect that just because you are a regular, we will save you a seat at the bar. If you do not reply, then you could and will miss out. If you are not on the golf trip, then you will not be eligible to win a prize in the raffle.

Please Note: We will be calling for deposits by February, March but the sooner we get expression of interest the better. Golf Trip bookings are on a first in first served basis. We cannot create extra beds so if you want to go book your seat at the bar as early as possible. 33 have already been claimed so there are only 4 spots left.

[YES I want to take part in the golf trip this year](#)

[No I will not be going on golf trip](#)

There is a confirmation status list at the end of this sheet which will show who has confirmed their attendance and who hasn't. If you are still marked as UNKNOWN you have not replied and are at risk of missing out,

Remaining games on 2022 Fixture

Golf Course & How to get there Directions	Date	Melways Ref	Website links
Ringwood	18th September 9-00am	63 F 2	www.ringwoodgolfclub.com.au
Churchill Park	23rd October 8-12am	82 C 12	www.churchillparkgolf.com.au
Cape Schanck	20th November 8-00am	63 C 5	www.racv.com.au
Shepparton Golf Club	9th – 11th December		www.sheppartongolf.net.au

A word from our sponsors

The House of Golf.

Ringwood

Special thanks to our new golf specialty store **The House of Golf.** who joined as a Sunday Leave Pass Social club sponsor at the end of 2018. We look forward to a good working relationship with them. As part of the 2022 fixture, we hope to be running a couple of social nights at the **The House of Golf.** in Ringwood using the virtual golf simulators. **The House of Golf.** generously donated some great prizes for the golf trip and raffle, so please check out their website link from the SLP website and consider them for any golf purchases you make.



Special Thanks to Dale Robinson who is the longest serving sponsor for the Sunday Leave Pass Social Club. Dale runs a printing business and is offering a high-quality printing service. He will gladly do a good deal for any Sunday Leave Pass members wanting to order business cards, fliers, or any other printed material. To find out more information about what he can do for you he can be contacted on 0438147788.



Remember that any printing job ordered through **DNR print** via the social club, Dale will donate 5% of the proceeds directly back to social club which offers us the opportunity to provide better prizes for everyone and it is good to keep your business opportunities within the network if it is possible. Wood Tech, my previous company Hudson Bond and even the Super-coach (believe it or not) have used Dale's business and everyone that had done so speaks very highly of the service and work that he produces.



Sponsored by



* **Hole in one sponsorship available:** This year we are seeking a new sponsor for the hole in one prize, after 10 years of free advertising Evergreen winery tours have relinquished their commitment to the cause without ever having to give away the prize. Anyone who has a sponsorship offer please let us know and we will give you naming rights and use your branding with all SLP hole in marketing materials.

The odds of a social golfer scoring a hole in one is actually 12000 to 1 and since it took us more than 16 years and had over 20000 attempts before someone in the club was able to make a hole in one on a par 3 holes the chances of someone making another Ace seems to be near on impossible.

(In 1999, *Golf Digest* reported, "One insurance company puts a PGA Tour pro's chances at 1 in 3,756 and an amateur at 1 in 12,750.")
The *Golf Digest* study even breaking the odds down by quality of play:

- Professional Tour player making an ace: 3,000 to 1
- Low handicapper making an ace: 5,000 to 1
- Average player making an ace: 12,000 to 1

GOLF TRIP CONFIRMATION STATUS

Shepparton 9th-11th December **Cost is \$350**

Player	Status	Paid	Player	Status	Paid
Adam Cooper	Not going		Mark Fitzpatrick	Confirmed	Paid \$305
Andrew Clarke	Confirmed	Paid \$50	Mark Sfiligoj	Not going	
Anthony Emmerson	Confirmed		Mike Harper	Confirmed	
Barry Hemsley	Confirmed	Paid \$350	Newell Richards	Confirmed	Paid \$300
Ben Nichol	Not going		Peter Calyvpoulos	Confirmed	
Brent Douglas	Confirmed		Peter McArthur	Confirmed	
Cam Douglas	Confirmed		Phil Plane	Confirmed	Paid \$100
Cameron Ross	Confirmed	Paid \$350	Rick Turcinovic	Confirmed	Paid \$350
Chris Sfiligoj	Confirmed	Paid \$90	Rob Underwood	Confirmed	Paid \$100
Chris Westhead	Confirmed	Paid \$350	Ron Parsons	Confirmed	Paid \$350
Colin Ewart	Confirmed	Paid \$350	Shane Cumming	Confirmed	Paid \$65
Dale Robinson	Not going		Simon Galloway	Confirmed	Paid \$350
David Burns	Confirmed		Steve Dawson	Confirmed	Paid \$350
Duan Robinson	Not going		Steve O'Sullivan	Confirmed	Paid \$50
Gerard MacIsaac	Confirmed	Paid \$350	Steve Powne	Confirmed	Paid \$125
Glenn Douglas	Confirmed	Paid \$350	Stuart Cooper	Confirmed	Paid \$50
Greg Parsons	Confirmed	Paid \$350	Thomas Cooper	Confirmed	
Greg Spence	Confirmed		Tim Emmerson	Confirmed	
Jamie Brunton	Confirmed	Paid \$50	Todd Neilson	Confirmed	Paid \$225
Jake Schmidt	Not going		Tom Kellythorn	Confirmed	
Jayden Orger	Confirmed	Paid \$150	Tony Macisaac	Confirmed	Paid \$350
Jaxon Fitzpatrick	Confirmed	Paid \$230	Warren Perrett	Not going	
Karl Schulz	Not going		Wayne James	Confirmed	Paid \$50